



US00D557999S

(12) **United States Design Patent**
Shane-Schuldt

(10) **Patent No.:** **US D557,999 S**

(45) **Date of Patent:** **** Dec. 25, 2007**

(54) **SPOON**

(75) Inventor: **Diane Shane-Schuldt**, Sherrill, NY
(US)

(73) Assignee: **Oneida, Ltd.**, Oneida, NY (US)

(**) Term: **14 Years**

(21) Appl. No.: **29/288,128**

(22) Filed: **May 31, 2007**

(51) **LOC (8) Cl.** **07-03**

(52) **U.S. Cl.** **D7/662**

(58) **Field of Classification Search** D7/368,
D7/401.2, 642-664, 688-692, 669, 675, 676,
D7/683; 30/137, 141, 142, 340, 147-150,
30/322-329, 342-345; 416/70 R
See application file for complete search history.

(56) **References Cited**

U.S. PATENT DOCUMENTS

D167,728 S *	9/1952	Warren	D7/661
D182,121 S *	2/1958	Jones	D7/662
D182,946 S *	6/1958	Barr et al.	D7/662
D221,686 S *	8/1971	Lea	D7/661
D221,803 S *	9/1971	Price	D7/662
4,691,440 A *	9/1987	Ushigome	30/322

D297,496 S *	9/1988	Richmond, II	D7/661
D332,898 S *	2/1993	Gebhardt	D7/660
D491,422 S *	6/2004	Shane-Schuldt	D7/661
D544,315 S *	6/2007	Shane-Schuldt	D7/653

* cited by examiner

Primary Examiner—Caron D. Veynar

Assistant Examiner—Ricky Pham

(74) *Attorney, Agent, or Firm*—Marjama Muldoon Blasiak
& Sullivan LLP

(57) **CLAIM**

The ornamental design for a spoon, as shown.

DESCRIPTION

FIG. 1 is a left side view of a spoon, illustrating my new design;

FIG. 2 is a top plan view thereof;

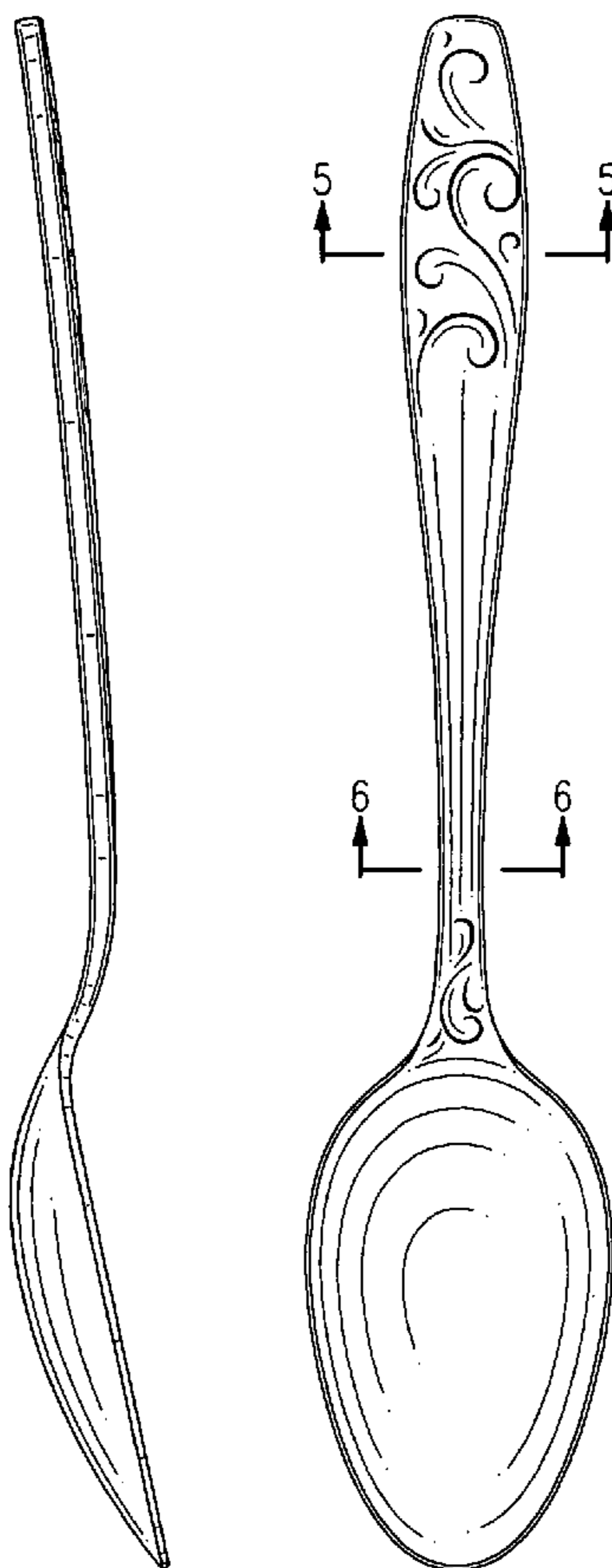
FIG. 3 is a right side view thereof;

FIG. 4 is a bottom view thereof;

FIG. 5 is a cross-sectional view thereof; taken through line 5—5 of FIG. 2; and,

FIG. 6 is a cross-sectional view thereof; taken through line 6—6 of FIG. 2.

1 Claim, 1 Drawing Sheet



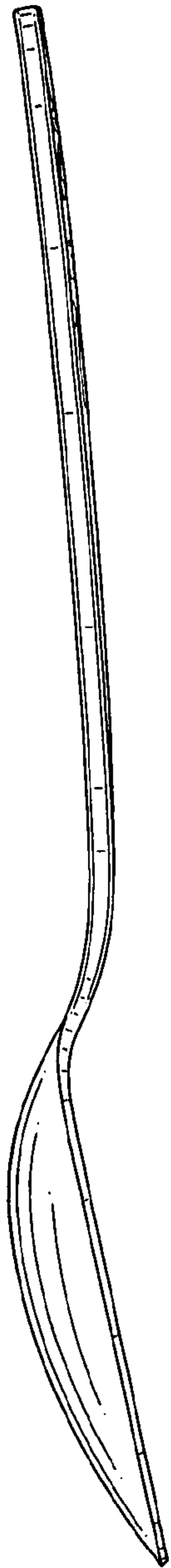


FIG.1

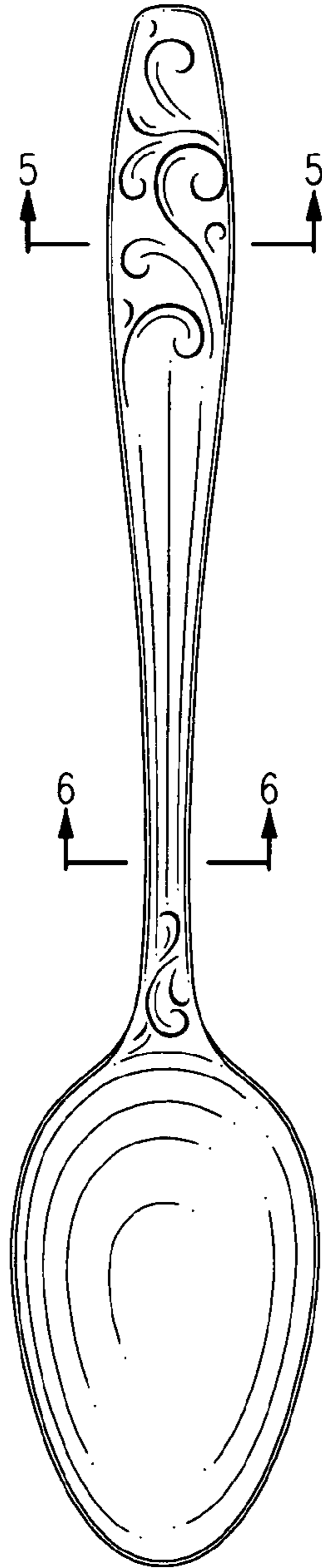


FIG.2

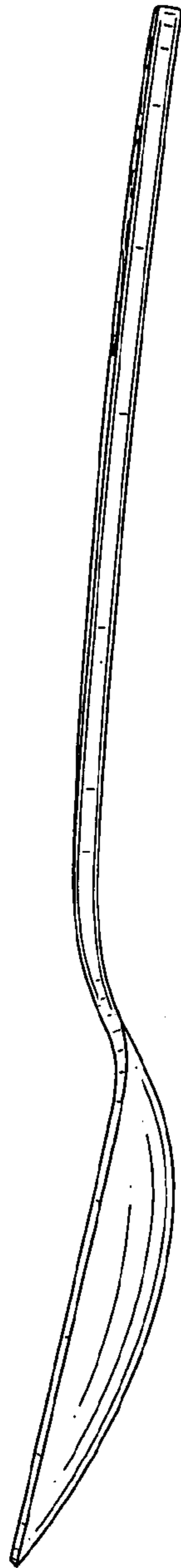


FIG.3

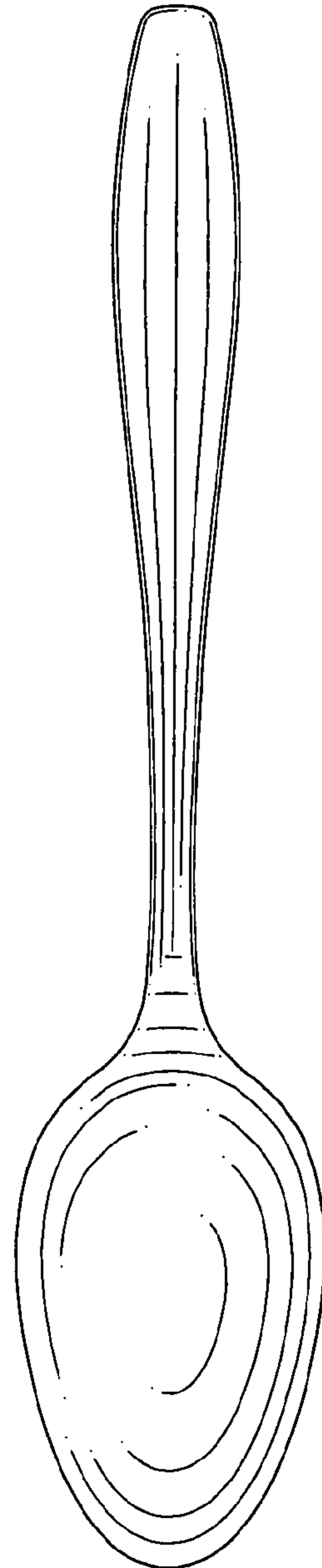


FIG.4



FIG.5



FIG.6