



US00D557998S

(12) **United States Design Patent**
Shane-Schuldt

(10) **Patent No.:** **US D557,998 S**

(45) **Date of Patent:** **** Dec. 25, 2007**

(54) **SPOON**

(75) Inventor: **Diane Shane-Schuldt**, Sherrill, NY
(US)

(73) Assignee: **Oneida, Ltd.**, Oneida, NY (US)

(**) Term: **14 Years**

(21) Appl. No.: **29/288,153**

(22) Filed: **May 31, 2007**

(51) **LOC (8) Cl.** **07-03**

(52) **U.S. Cl.** **D7/653**

(58) **Field of Classification Search** D7/368,
D7/401.2, 642-664, 688-692, 669, 675, 676,
D7/683; 30/137, 141, 142, 340, 147-150,
30/322-329, 342-345; 416/70 R

See application file for complete search history.

(56) **References Cited**

U.S. PATENT DOCUMENTS

D28,155 S *	1/1898	Wallace	D7/653
D78,521 S *	5/1929	Kipp	D7/653
D93,180 S *	8/1934	Nock	D7/653
D104,467 S *	5/1937	O'Donnell	D7/653
D111,883 S *	10/1938	Turner	D7/653
D121,724 S *	7/1940	Warren	D7/653

D142,714 S *	10/1945	Helander	D7/653
D145,144 S *	7/1946	Price	D7/653
D151,741 S *	11/1948	Conroy	D7/653
D189,628 S *	1/1961	Young	D7/653
D287,804 S *	1/1987	Cragin	D7/653

* cited by examiner

Primary Examiner—Caron D. Veynar

Assistant Examiner—Ricky Pham

(74) *Attorney, Agent, or Firm*—Marjama Muldoon Blasiak
& Sullivan LLP

(57) **CLAIM**

The ornamental design for a spoon, as shown and described.

DESCRIPTION

FIG. 1 is a top plan view of a spoon, illustrating my new design;

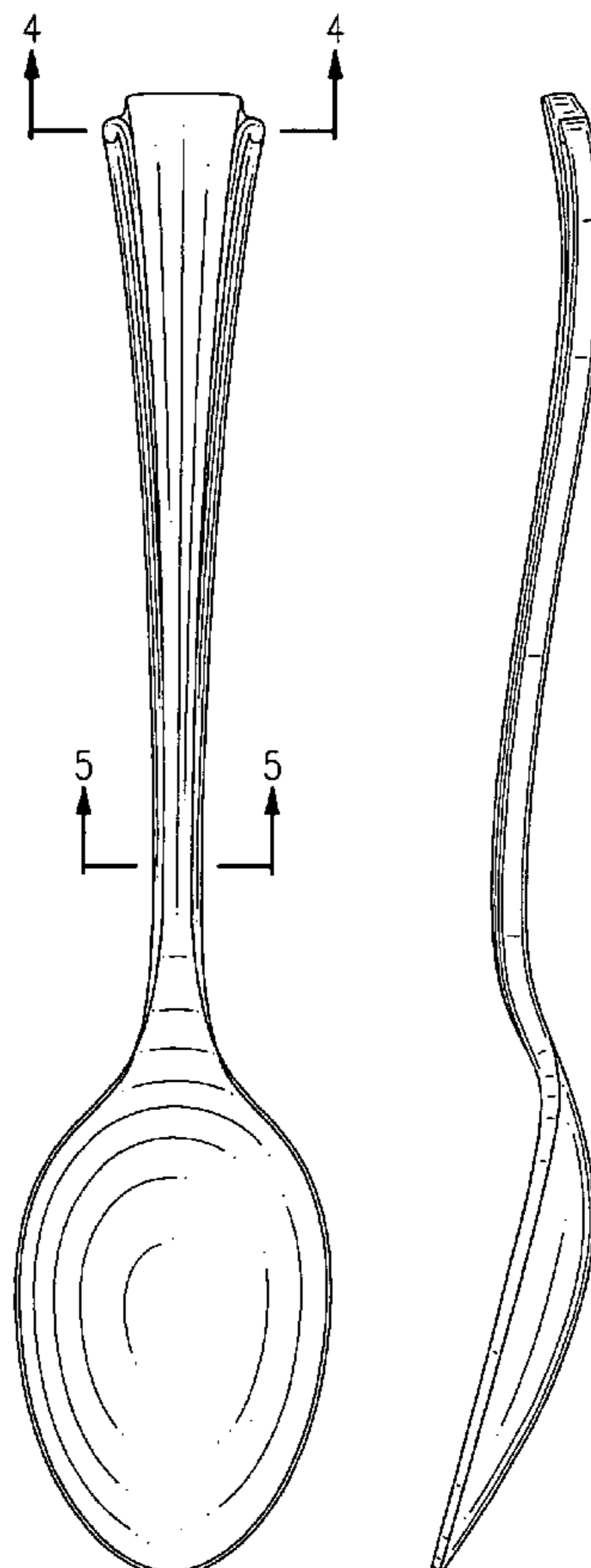
FIG. 2 is a right side view thereof, the left side view being a mirror image;

FIG. 3 is a bottom view thereof;

FIG. 4 is a cross-sectional view taken through line 4—4 of FIG. 1; and,

FIG. 5 is a cross-sectional view taken through line 5—5 of FIG. 1.

1 Claim, 1 Drawing Sheet



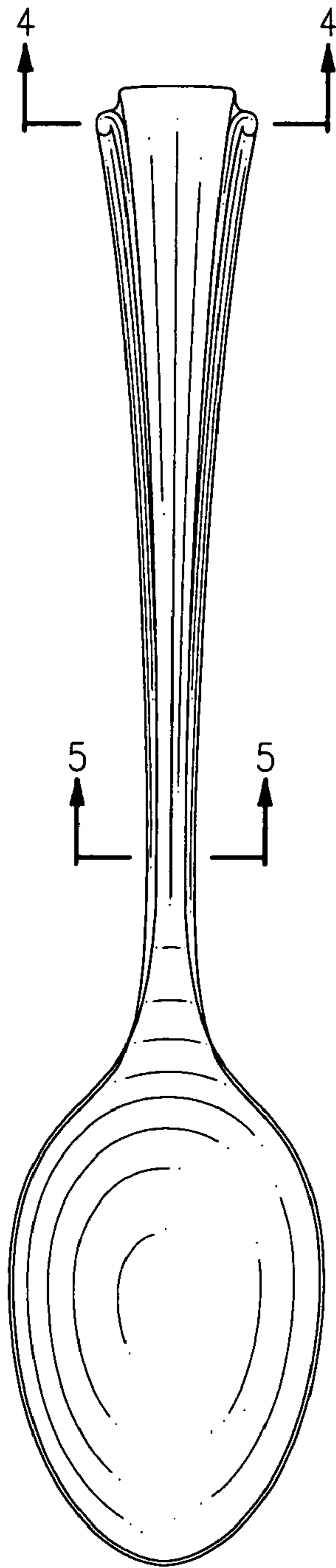


FIG. 1

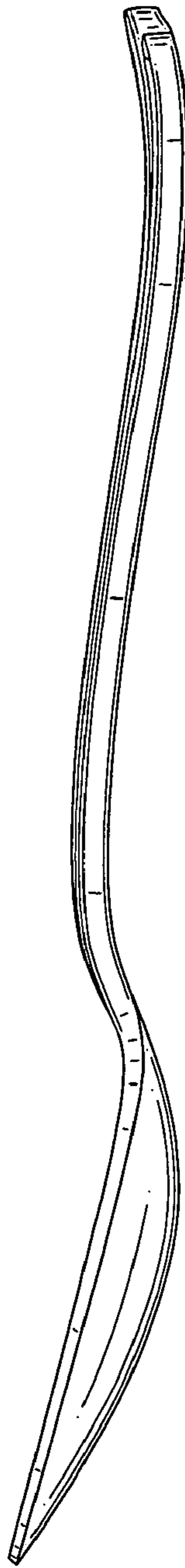


FIG. 2

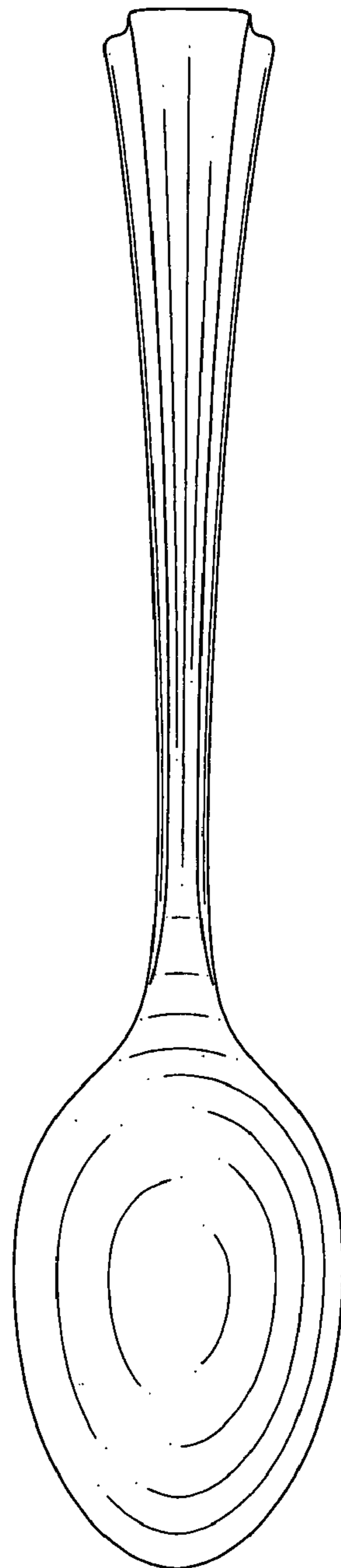


FIG. 3



FIG. 4



FIG. 5