



US00D557986S

(12) **United States Design Patent**
Dorst

(10) **Patent No.:** **US D557,986 S**

(45) **Date of Patent:** **** Dec. 25, 2007**

(54) **COFFEE CUP**

(76) Inventor: **Robert V. Dorst**, 3318 N. 92nd St.,
Milwaukee, WI (US) 53222

(**) Term: **14 Years**

(21) Appl. No.: **29/259,806**

(22) Filed: **May 16, 2006**

(51) **LOC (8) Cl.** **07-01**

(52) **U.S. Cl.** **D7/536; D7/533; D7/509**

(58) **Field of Classification Search** D7/319,
D7/361, 396.2, 500, 509, 510, 513-515, 518,
D7/521, 531-536, 538, 541, 545, 601, 613,
D7/622; D3/271.6; D8/DIG. 9; D9/516,
D9/555, 600, 636, 716, 718, 741, 751; D24/122;
D25/7, 102, 104, 117, 130; D26/11; D34/7,
D34/9; 206/520; 215/DIG. 7, 387; 220/DIG. 13,
220/4.06, 4.24, 507, 516, 592.16, 592.17,
220/669, 710.5; 229/400, 402

See application file for complete search history.

(56) **References Cited**

U.S. PATENT DOCUMENTS

D4,707 S	3/1871	Ladner	
D88,614 S	12/1932	Allen et al.	
D100,850 S	8/1936	Cowan	
2,057,047 A	10/1936	Myer	
D177,433 S *	4/1956	Schreckengost D7/536
3,135,118 A	6/1964	Zlobin	
3,332,540 A	7/1967	Browning	
3,463,140 A *	8/1969	Rollor, Jr. 126/246
D215,747 S	10/1969	Ketcham	
D221,174 S *	7/1971	Benes D7/536
D222,732 S	12/1971	Howard	
D225,432 S	12/1972	Gulotta	
D238,647 S *	2/1976	Gulotta D7/536
D240,991 S	8/1976	Benes	
D246,494 S	11/1977	Jensen	
D247,277 S *	2/1978	Refsgaard Andersen D7/536
4,235,348 A	11/1980	Watson	

D290,325 S *	6/1987	Ritman D7/536
D313,535 S	1/1991	Unger	
D314,308 S	2/1991	Cogswell	
D315,241 S	3/1991	Constance	
D357,540 S	4/1995	Abrams	
D436,804 S	1/2001	Wolfe	
D444,674 S	7/2001	Allen	
D445,646 S	7/2001	Indekeu	
6,279,469 B1	8/2001	Bailey	
D451,762 S	12/2001	Tessmer	
D459,948 S *	7/2002	Cote et al. D7/536
D464,234 S *	10/2002	Miller D7/536
D516,364 S	3/2006	Davies et al.	
D523,280 S	6/2006	Bertulis	
2002/0095830 A1 *	7/2002	Lage et al. 40/324

* cited by examiner

Primary Examiner—Philip S. Hyder

Assistant Examiner—Cynthia Underwood

(74) *Attorney, Agent, or Firm*—Ryan, Kromholz & Manion,
S.C.

(57) **CLAIM**

The ornamental design for a coffee cup, as shown and described.

DESCRIPTION

FIG. 1 is a perspective view of my invention;

FIG. 2 is a front elevation view;

FIG. 3 is a rear elevation view;

FIG. 4 is a top plan view;

FIG. 5 is a bottom plan view;

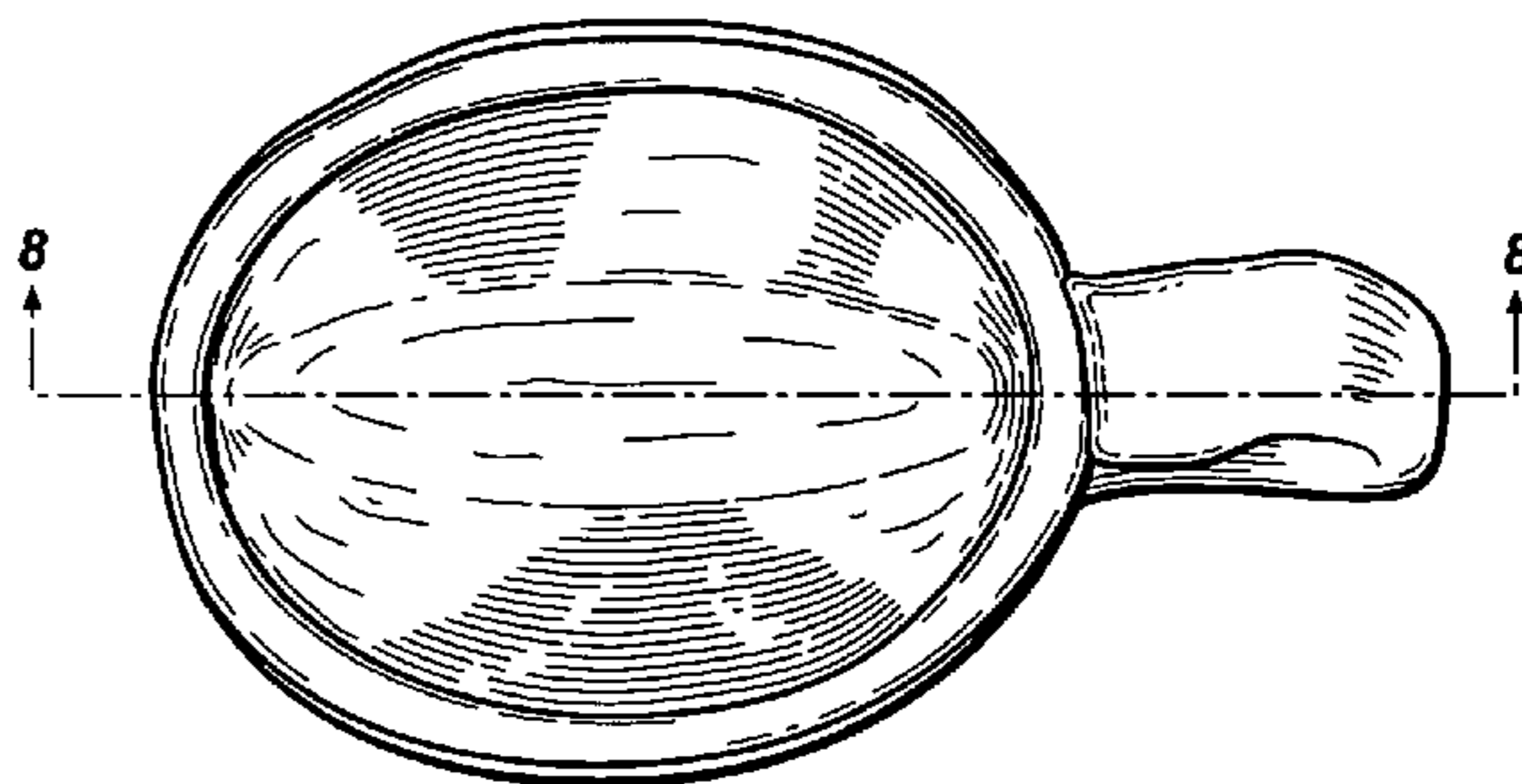

FIG. 6 is a left side elevation view;

FIG. 7 is a right side elevation view;

FIG. 8 is a sectional view taken through line 8—8 in FIG. 4; and,

FIG. 9 is a sectional view taken through line 9—9 in FIG. 5.

1 Claim, 3 Drawing Sheets






Fig. 1


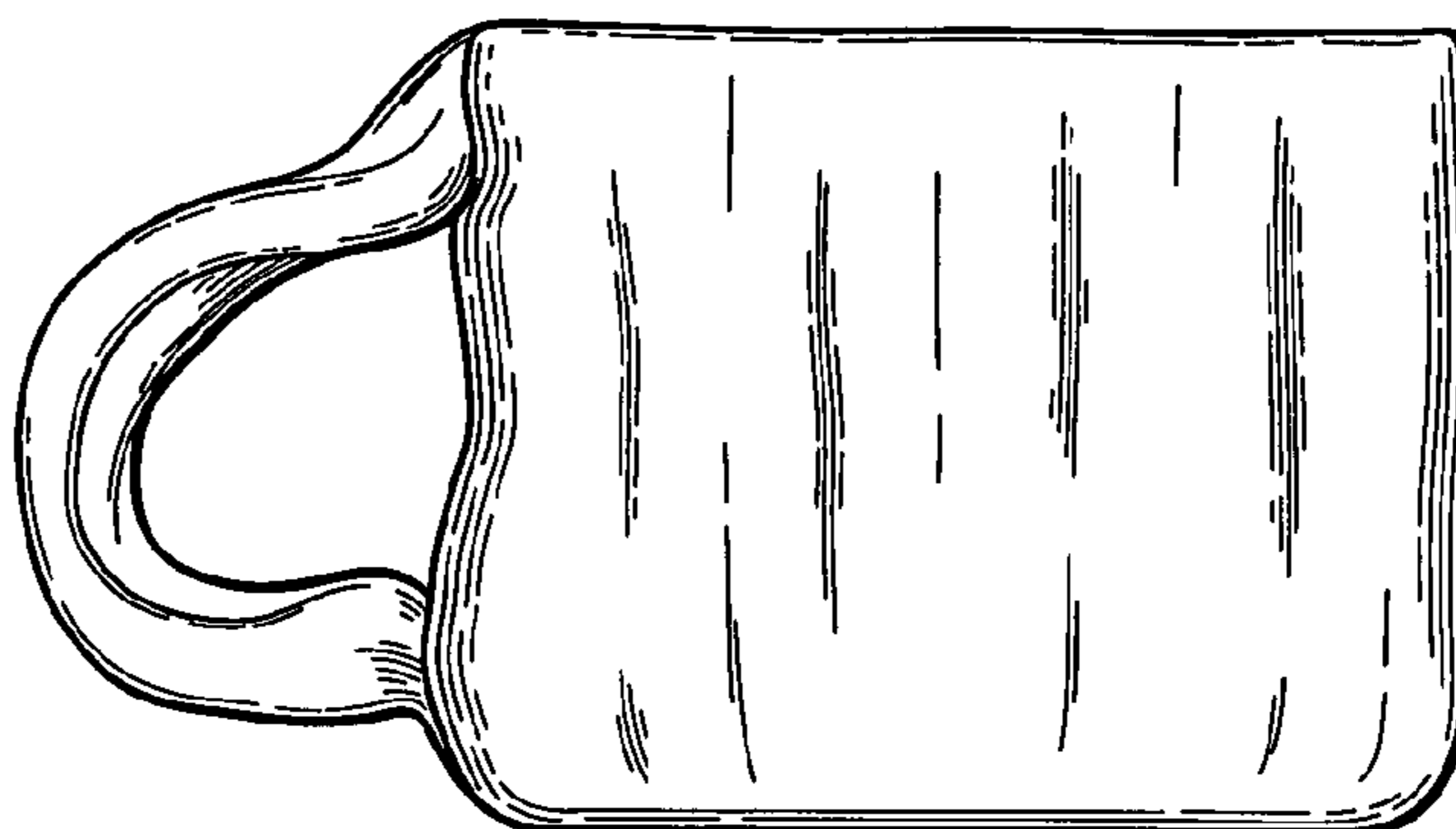


Fig. 2

Fig. 3



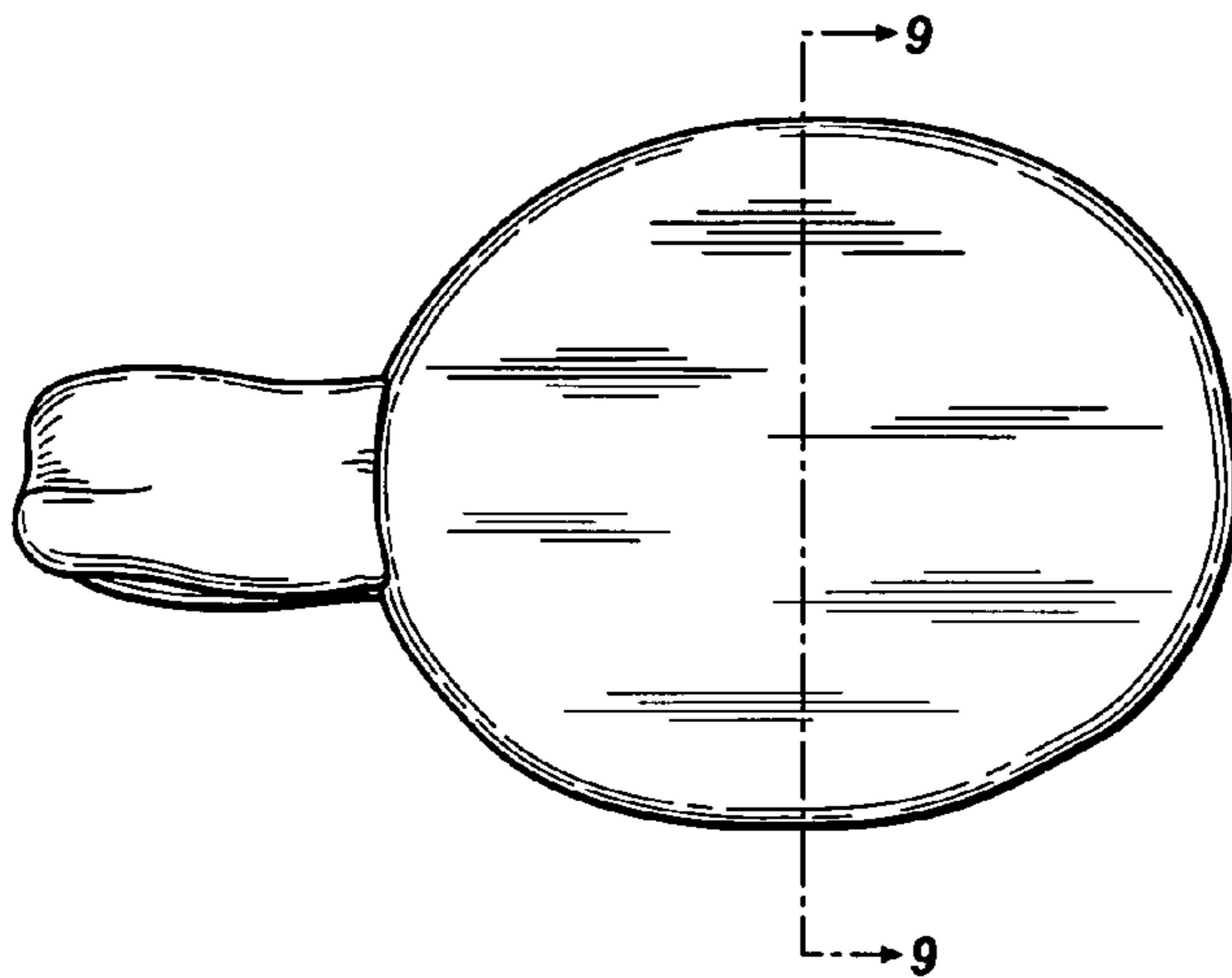
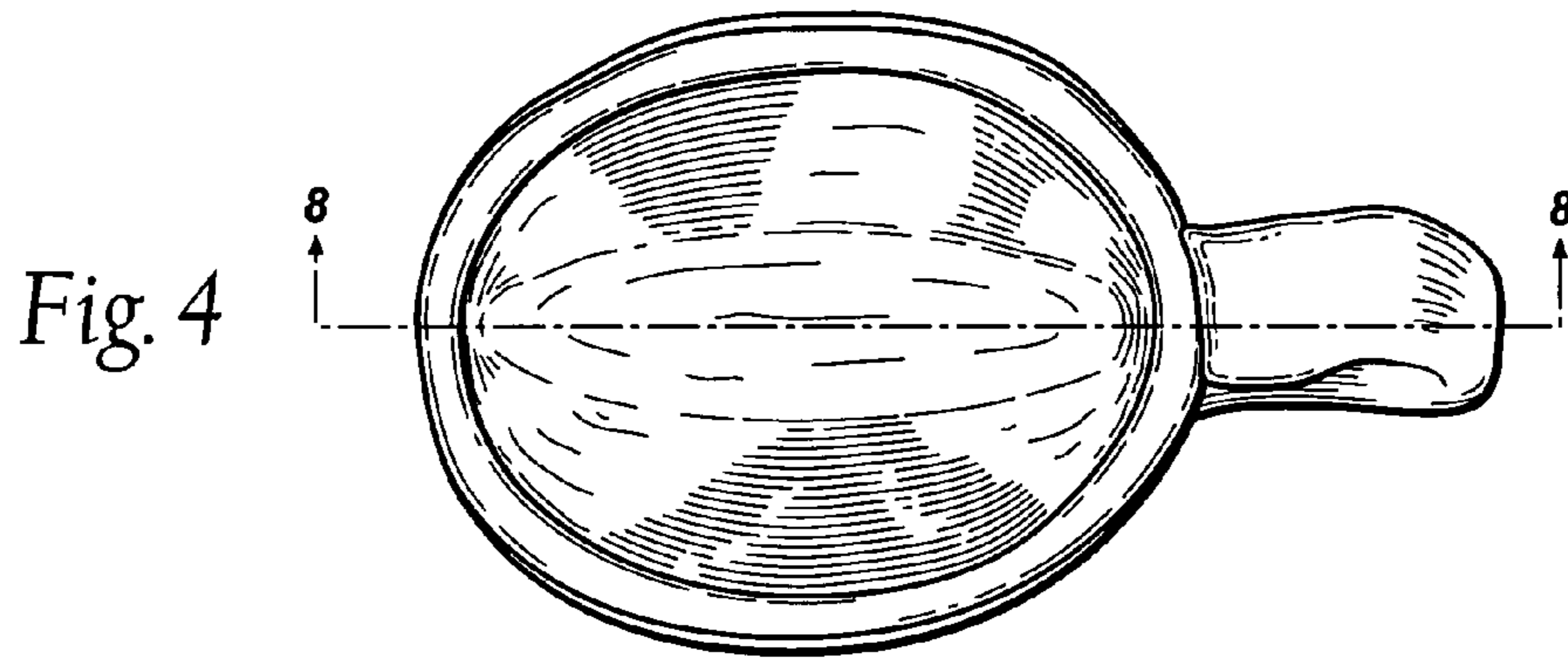


Fig. 5

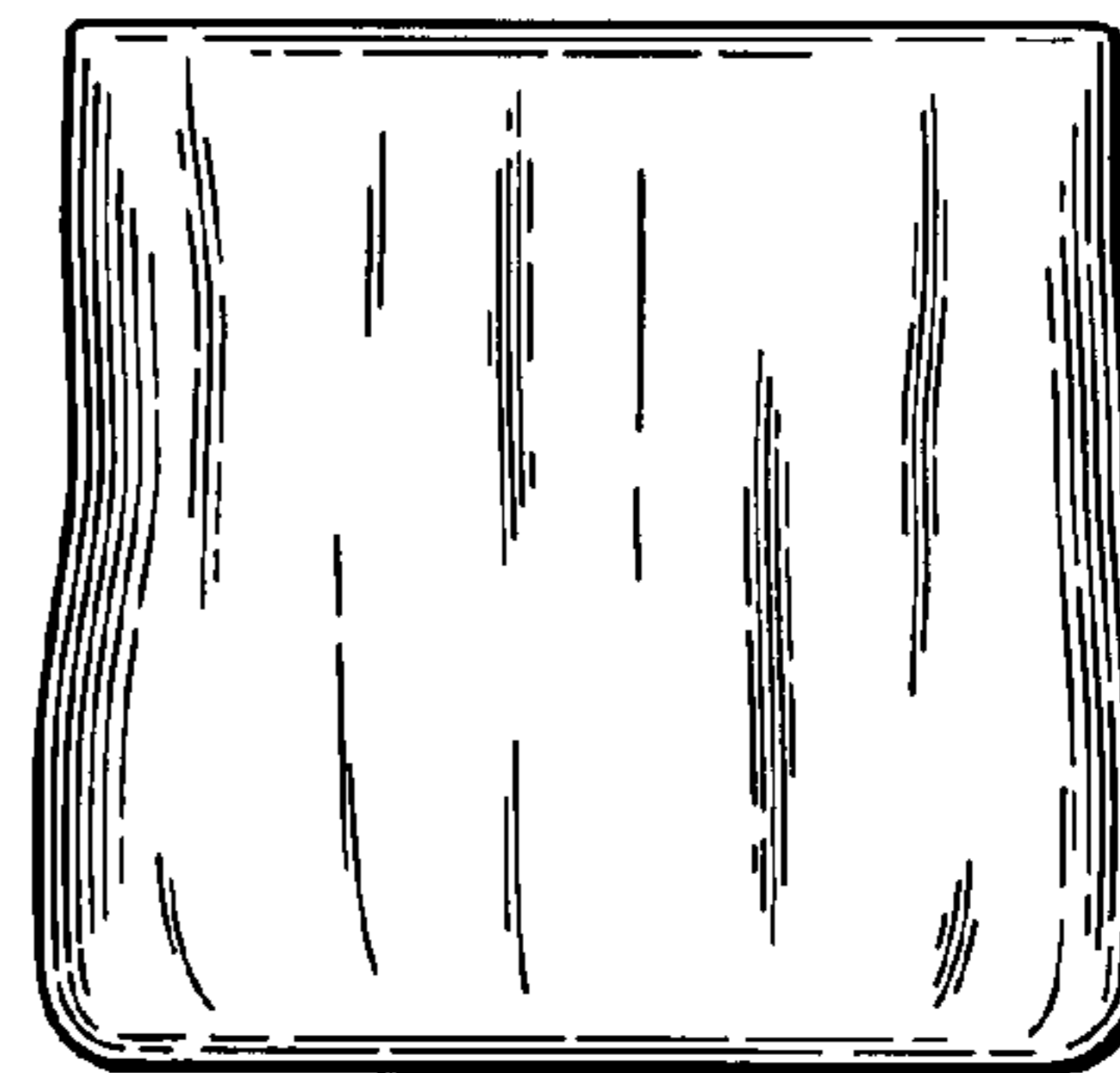


Fig. 6

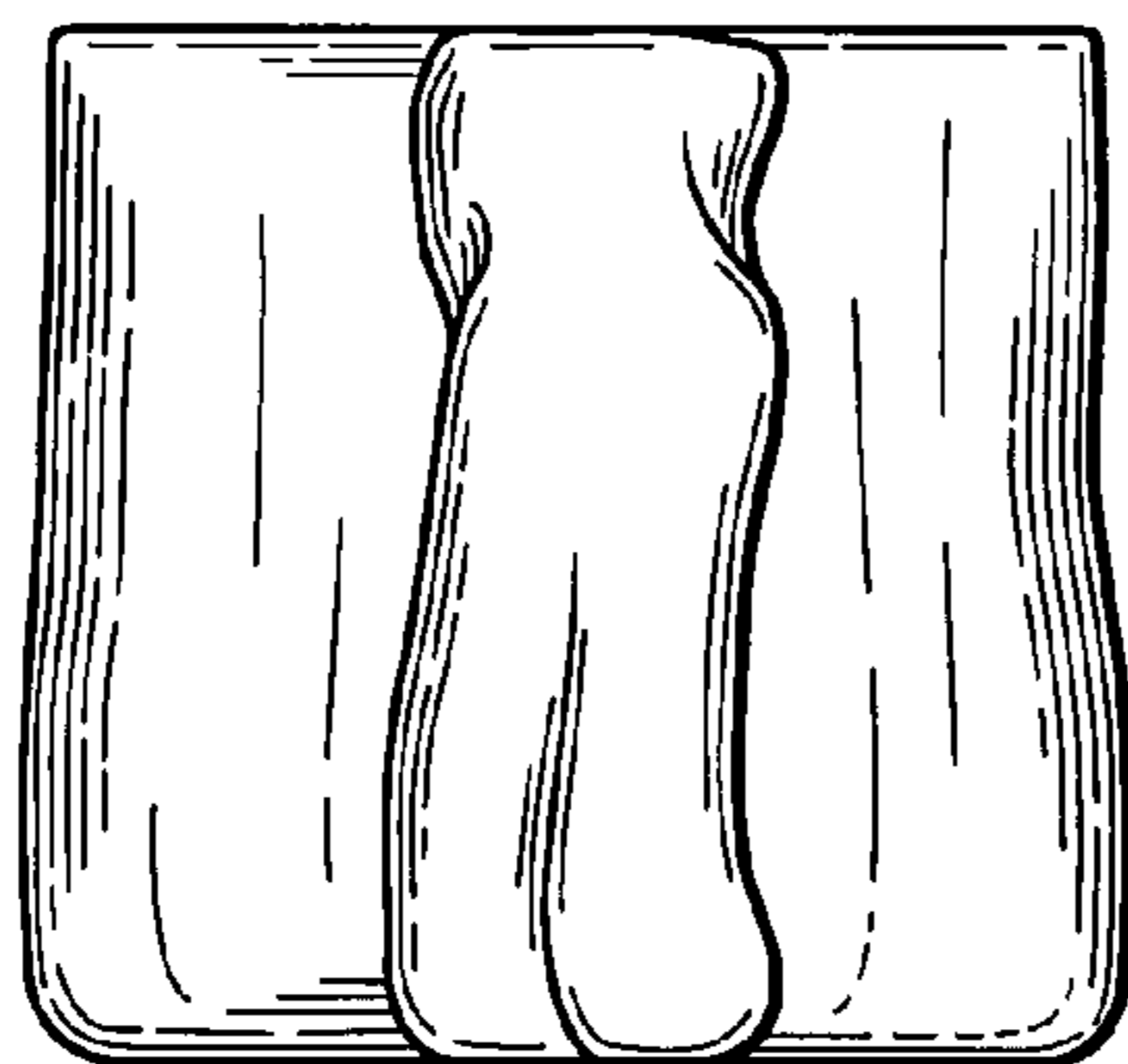


Fig. 7

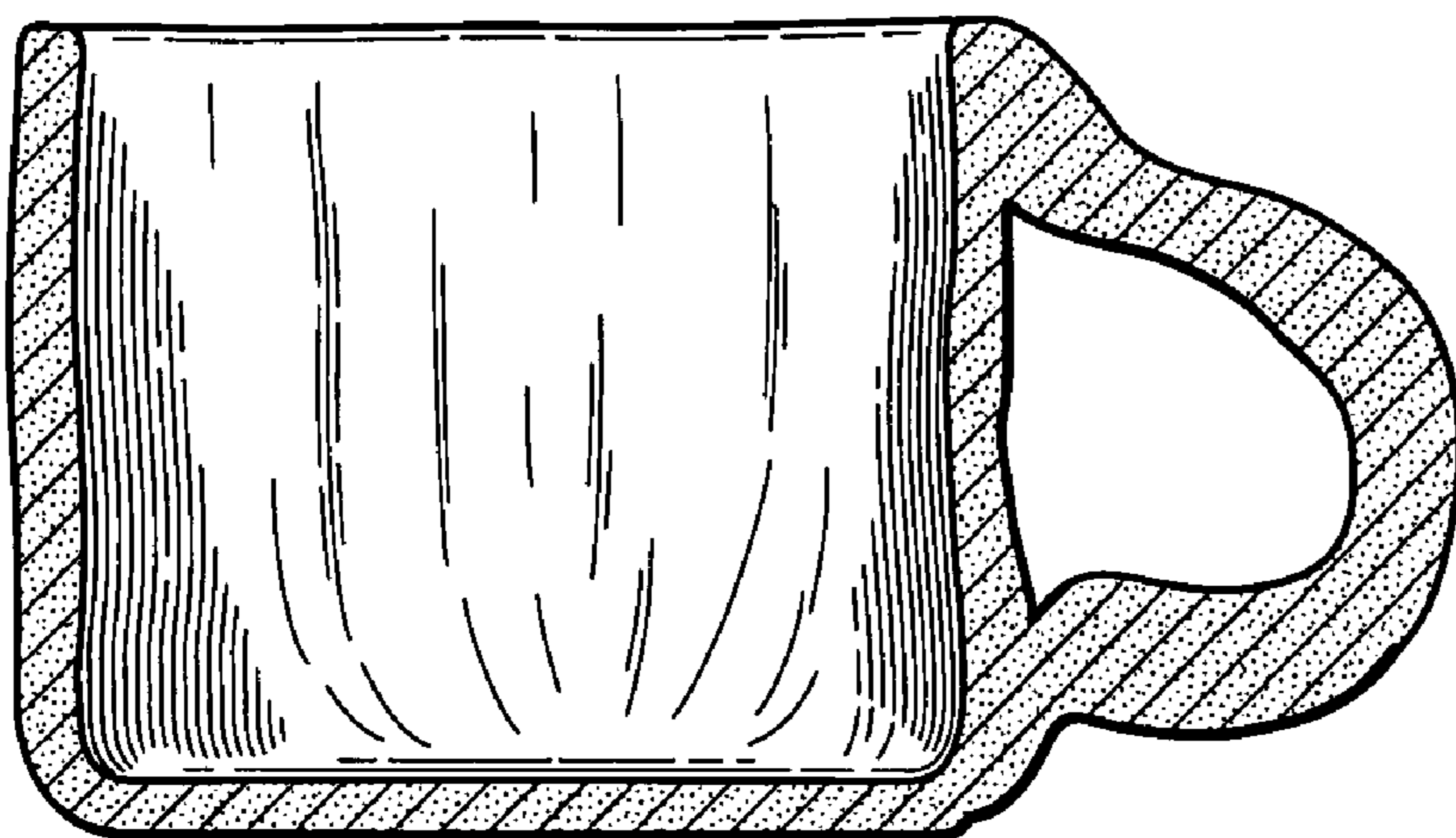


Fig. 8

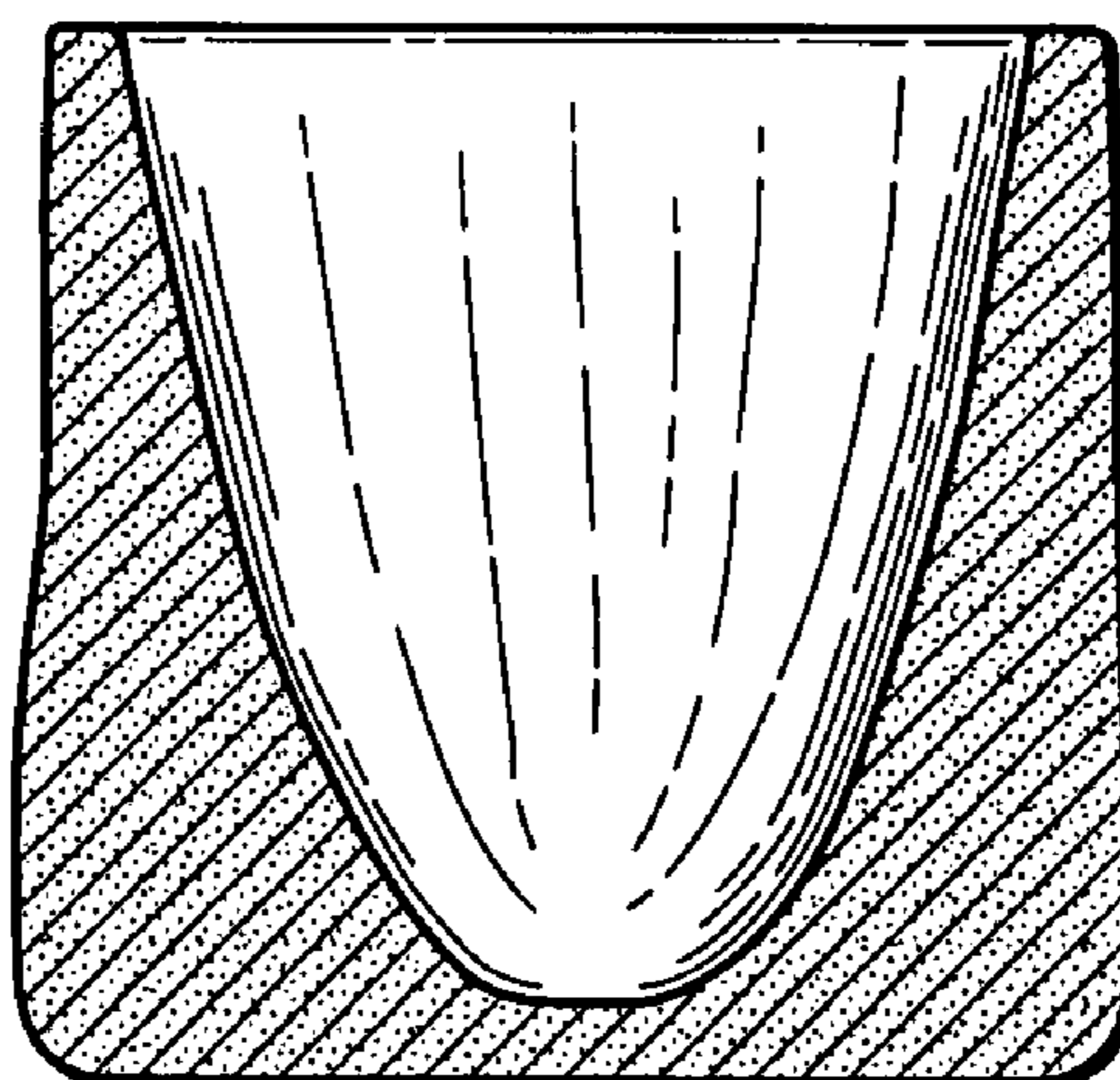


Fig. 9