



US00D557982S

(12) **United States Design Patent** (10) **Patent No.:** **US D557,982 S**
Ablo (45) **Date of Patent:** **** Dec. 25, 2007**

(54) **STEAMER RACK**
(75) Inventor: **Famia E. Ablo**, Orlando, FL (US)
(73) Assignee: **Dart Industries Inc.**, Orlando, FL (US)
(**) Term: **14 Years**
(21) Appl. No.: **29/265,302**
(22) Filed: **Aug. 29, 2006**
(51) **LOC (8) Cl.** **07-02**
(52) **U.S. Cl.** **D7/409**
(58) **Field of Classification Search** D6/403;
D7/213, 323, 334-335, 354-360, 362-368,
D7/387, 388, 391, 392.1, 402-409, 500, 538-550,
D7/553.6, 554.1-554.2, 557, 560, 565-566,
D7/570, 576, 584-587, 602, 608, 629; D10/91;
D11/152, 164; 99/324-325, 349, 357, 385,
99/395, DIG. 14, 400, 403, 421 H, 425, 448-450,
99/483, 646 R; 108/24; 126/19 R, 20, 30,
126/275 R, 275 E, 369, 377, 384.1; 165/181,
165/185; 219/385, 386, 730, 759; 220/260-263,
220/306, 351, 366
See application file for complete search history.

4,923,704 A 5/1990 Levinson
D311,849 S * 11/1990 Strand D7/354
D316,505 S * 4/1991 Chow D7/667
5,045,660 A 9/1991 Levinson
5,097,753 A * 3/1992 Naft 99/341
5,139,166 A 8/1992 Smith
D353,303 S 12/1994 Davis
D359,202 S * 6/1995 Cousins et al. D7/667
5,558,798 A 9/1996 Tsai
D378,566 S * 3/1997 Cousins D7/667
D391,440 S * 3/1998 Cousins D7/360
D401,107 S * 11/1998 Rimback D7/368
5,871,116 A 2/1999 Picchietti
5,931,333 A 8/1999 Woodnorth et al.
D435,481 S * 12/2000 Wagner D11/152
6,229,131 B1 5/2001 Koochaki
D443,479 S * 6/2001 Indekeu D7/566
D461,686 S * 8/2002 Ping Liu D7/584
D466,369 S * 12/2002 Alden D7/409
D478,780 S * 8/2003 Lugo et al. D7/584
D486,408 S * 2/2004 de Groote D10/91

(Continued)

Primary Examiner—Mimosa De
Assistant Examiner—Ricky Pham
(74) *Attorney, Agent, or Firm*—John A. Doninger

(56) **References Cited**
U.S. PATENT DOCUMENTS

144,518 A * 11/1873 Dunkleberger 99/449
254,770 A * 3/1882 Hurd 99/450
755,786 A * 3/1904 Martin 220/574
842,703 A * 1/1907 Roberts 108/24
3,314,358 A * 4/1967 Burns 99/349
3,941,967 A 3/1976 Sumi et al.
D239,692 S * 4/1976 Ashton D7/388
D241,875 S * 10/1976 Insalaco D11/164
4,317,017 A 2/1982 Bowen
D271,651 S * 12/1983 Knutson D7/570
4,689,458 A 8/1987 Levendusky et al.
4,705,927 A 11/1987 Levendusky et al.
D303,066 S * 8/1989 Gadzinski et al. D7/388
4,880,951 A 11/1989 Levinson
4,892,213 A 1/1990 Mason, Jr.

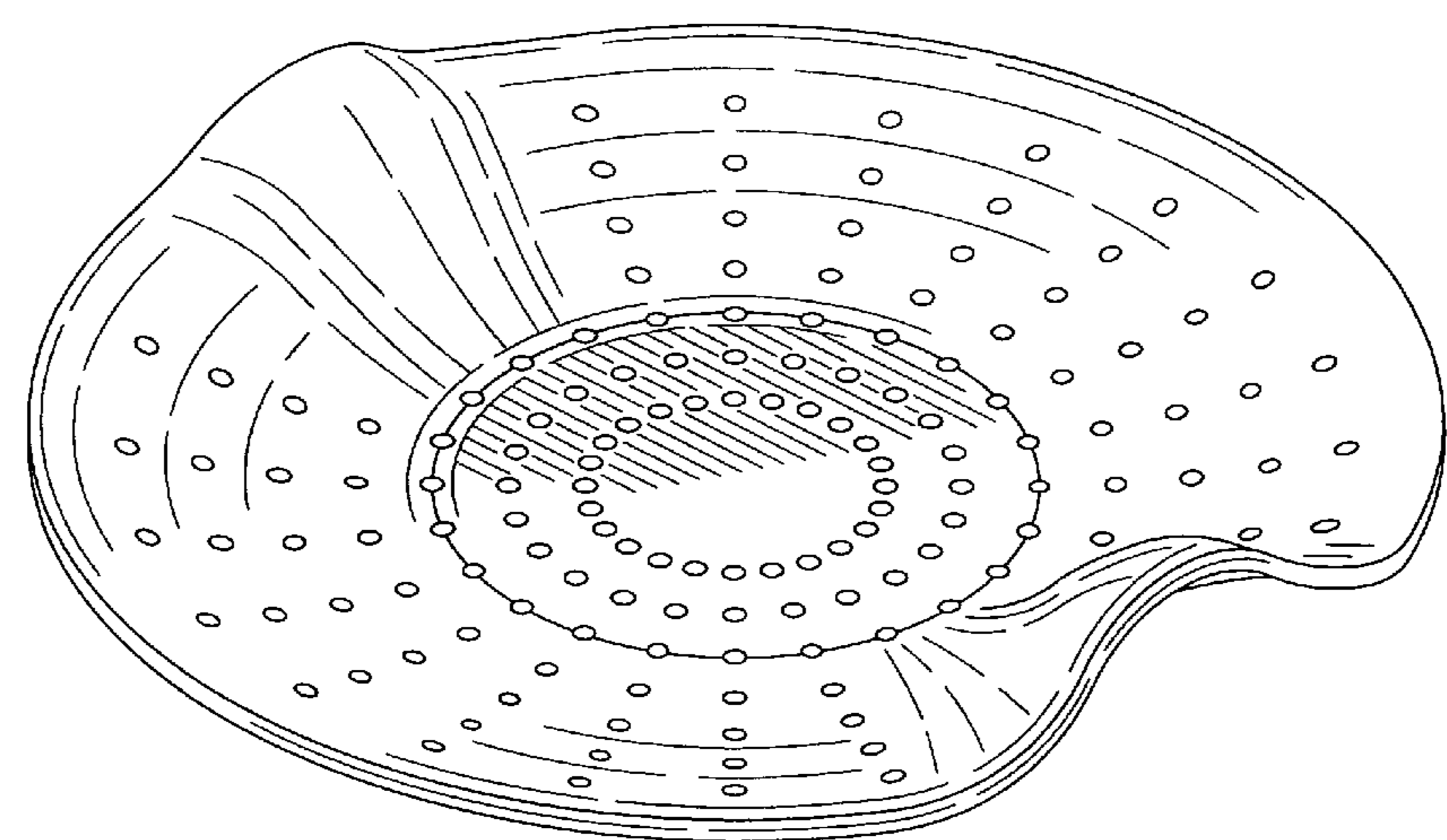
(57) **CLAIM**

The ornamental design for a steamer rack, as shown and described.

DESCRIPTION

FIG. 1 is a top, right side and front perspective view of a steamer rack showing the new design;
FIG. 2 is a front elevation view thereof, the rear elevation being identical thereto;
FIG. 3 is a right side elevation view thereof, the left side elevation being identical thereto;
FIG. 4 is a top plan view thereof; and,
FIG. 5 is a bottom plan view thereof.

1 Claim, 3 Drawing Sheets



US D557,982 S

Page 2

U.S. PATENT DOCUMENTS

D505,564 S	*	5/2005	Wagner	D6/403	D514,372 S	2/2006	Kaposi et al.	
D505,590 S	*	5/2005	Greiner et al.	D7/409	2001/0032843 A1*	10/2001	Aronsson et al.	219/730
D513,462 S	*	1/2006	VanGilder et al.	D7/391	2004/0200845 A1	10/2004	Watzke et al.	

* cited by examiner

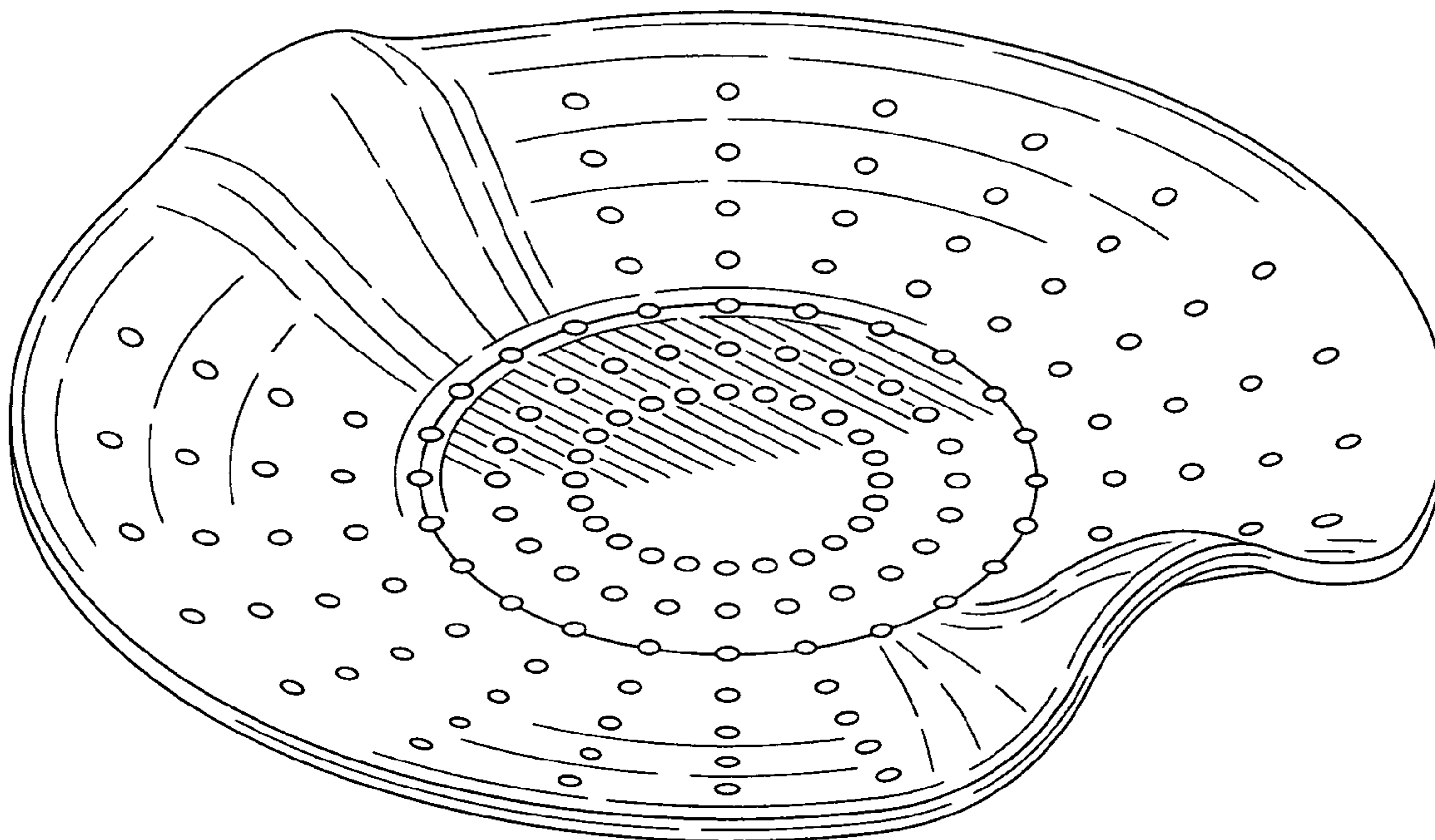


FIG. 1

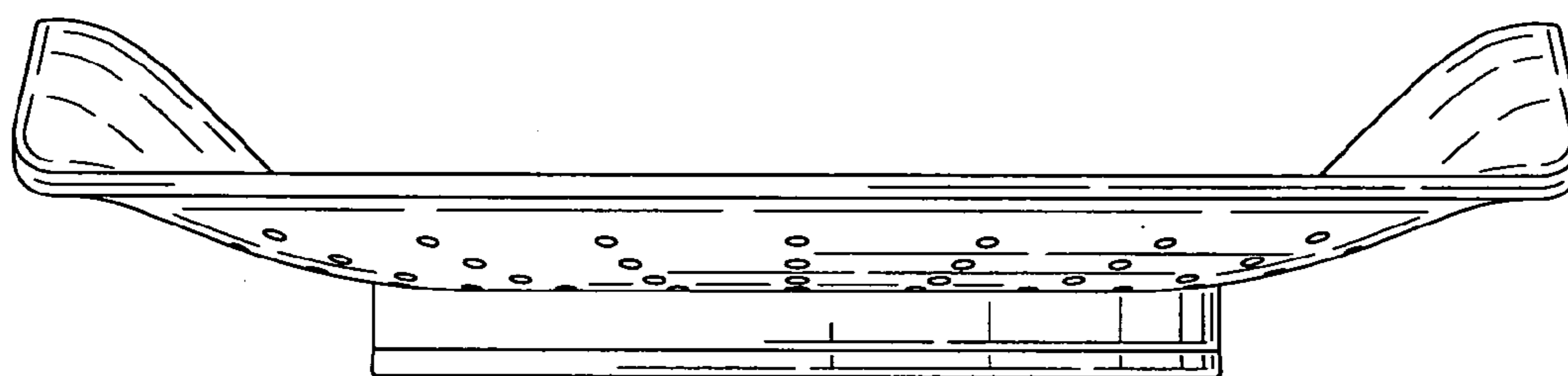


FIG. 2

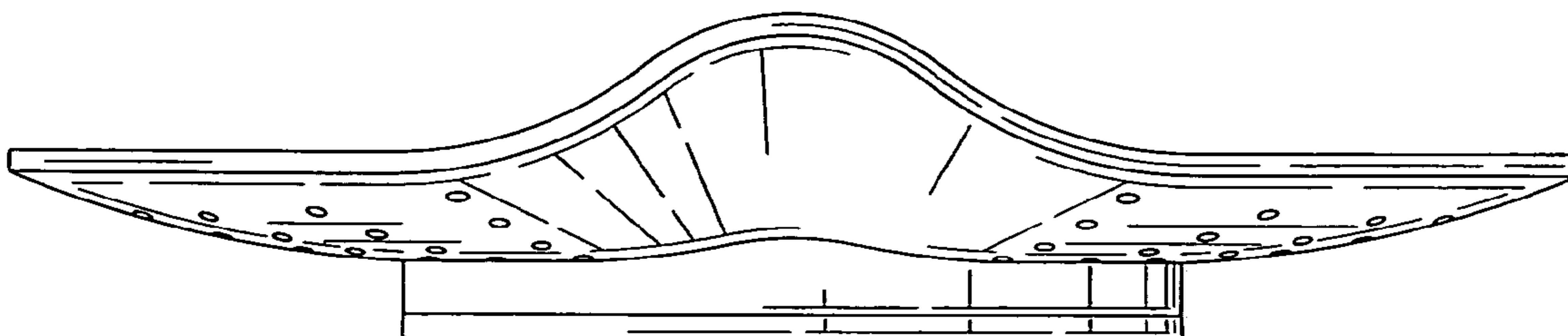


FIG. 3

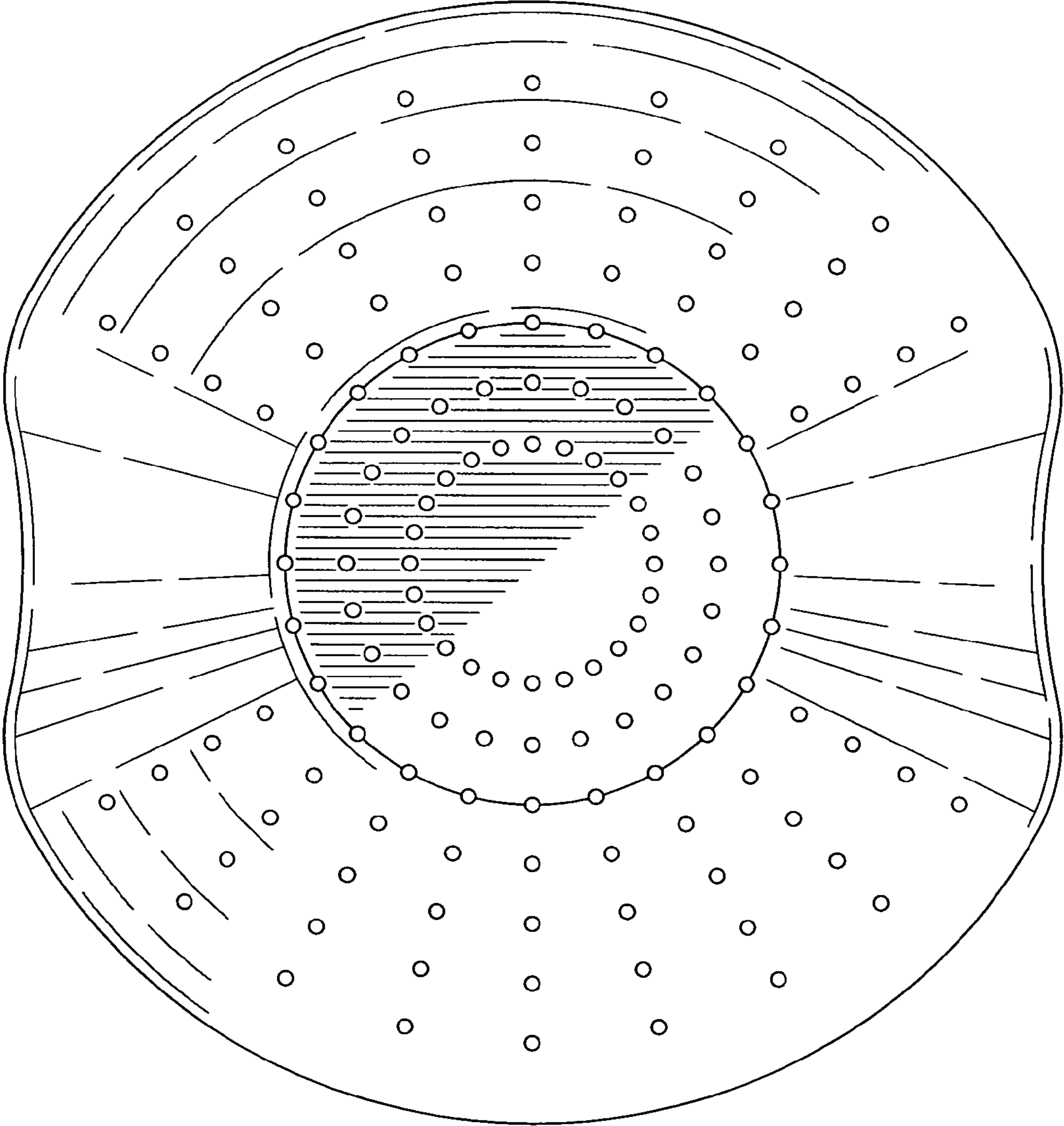


FIG. 4

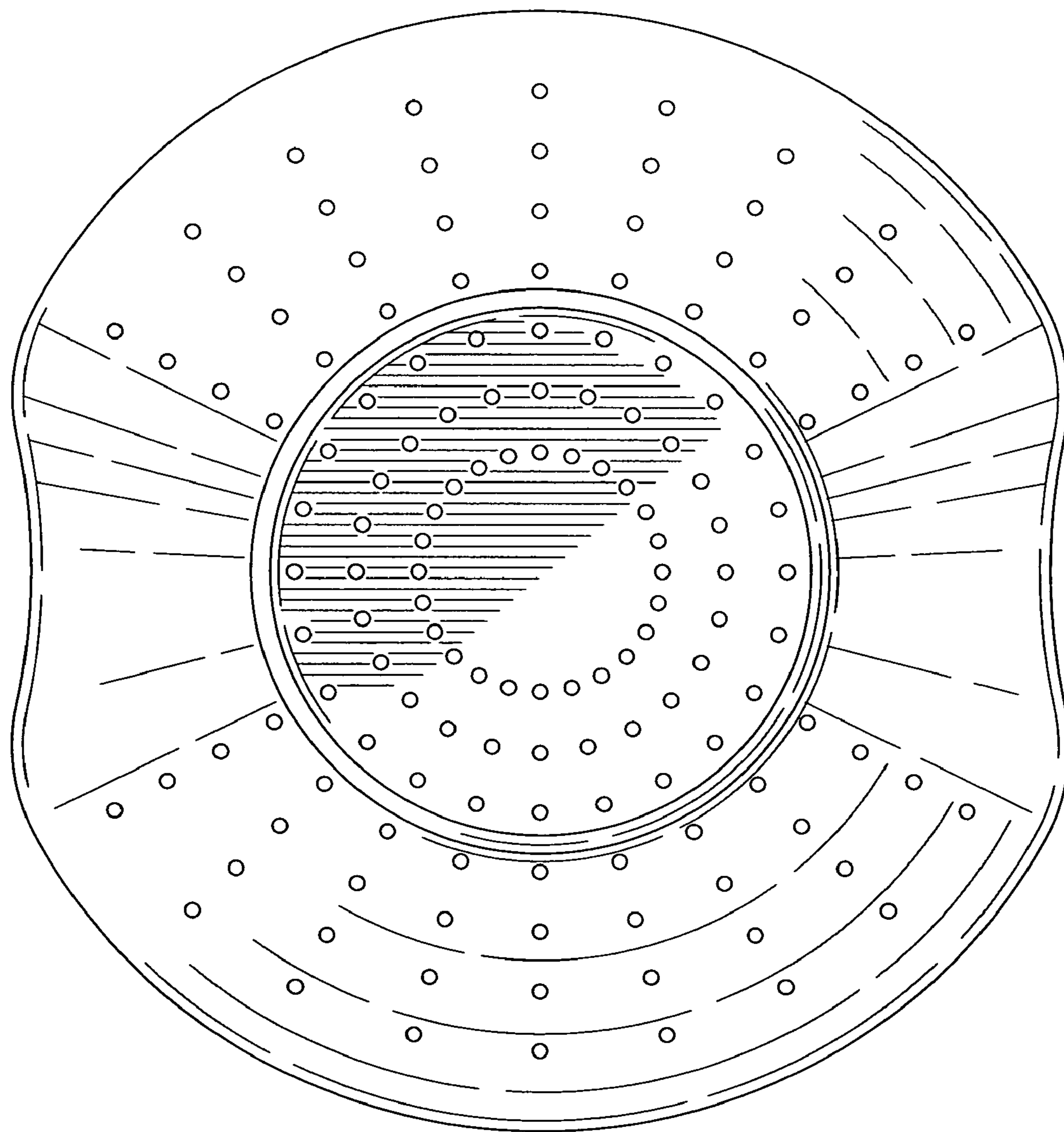


FIG. 5