



US00D557981S

(12) **United States Design Patent**
Ross

(10) **Patent No.:** **US D557,981 S**

(45) **Date of Patent:** **** Dec. 25, 2007**

(54) **HEATER**

(75) Inventor: **Peter Ross**, Stafford (GB)

(73) Assignee: **Ceramaspeed Limited** (GB)

(**) Term: **14 Years**

(21) Appl. No.: **29/285,129**

(22) Filed: **Mar. 21, 2007**

(30) **Foreign Application Priority Data**

Sep. 25, 2006 (EM) 000595269

(51) **LOC (8) Cl.** **07-02**

(52) **U.S. Cl.** **D7/407**

(58) **Field of Classification Search** D7/339-349,
D7/362, 363, 367, 402-409; D23/415, 417-419;
126/211, 214 C, 214 D, 220, 221, 214 R;
219/463.1, 464.4, 465.1, 466.1, 450.1, 460.1
See application file for complete search history.

(56) **References Cited**

U.S. PATENT DOCUMENTS

D270,805 S * 10/1983 Goldsworthy D7/363
D395,198 S * 6/1998 Wania D7/407
D431,964 S * 10/2000 Carter D7/407
D432,863 S * 10/2000 Carter D7/407
D433,280 S * 11/2000 Carter D7/407

D433,281 S * 11/2000 Carter D7/407
6,518,549 B1 * 2/2003 Taylor et al. 219/450.1
D514,696 S * 2/2006 Taylor et al. D23/419
D516,713 S * 3/2006 Taylor et al. D23/419

* cited by examiner

Primary Examiner—Robert A. Delehanty

Assistant Examiner—Mark Cavanna

(74) *Attorney, Agent, or Firm*—Ira S. Dorman

(57) **CLAIM**

The ornamental design for a heater, as shown and described.

DESCRIPTION

FIG. 1 is a top plan view of a heater showing my new design;

FIG. 2 is a first side elevational view of the heater shown in FIG. 1;

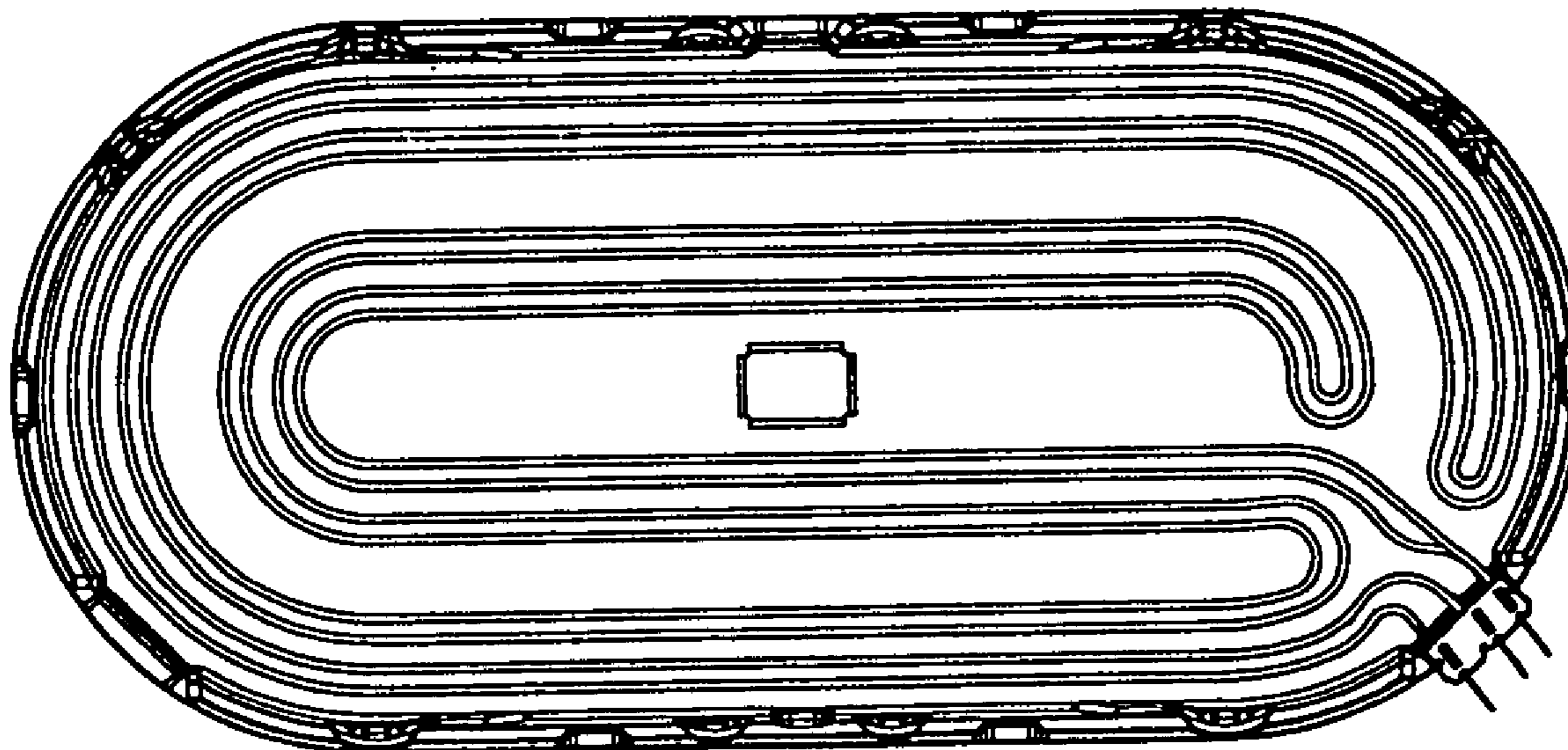
FIG. 3 is a second side elevational view of the heater shown in FIG. 1, the view being the opposite side to that shown in FIG. 2;

FIG. 4 is a rear elevational view of an inversion of the heater shown in FIG. 1;

FIG. 5 is a front elevational view of the heater shown in FIG. 1; and,

FIG. 6 is a bottom view of the heater shown in FIG. 1.

1 Claim, 1 Drawing Sheet



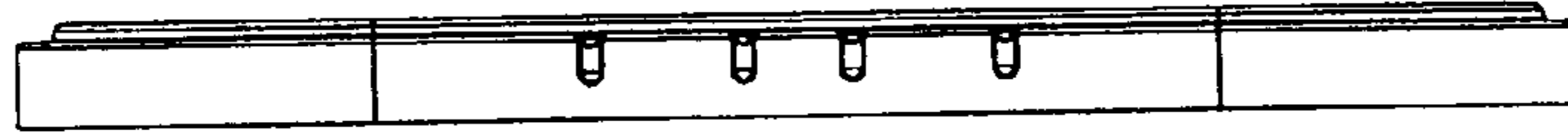


Fig. 4



Fig. 2

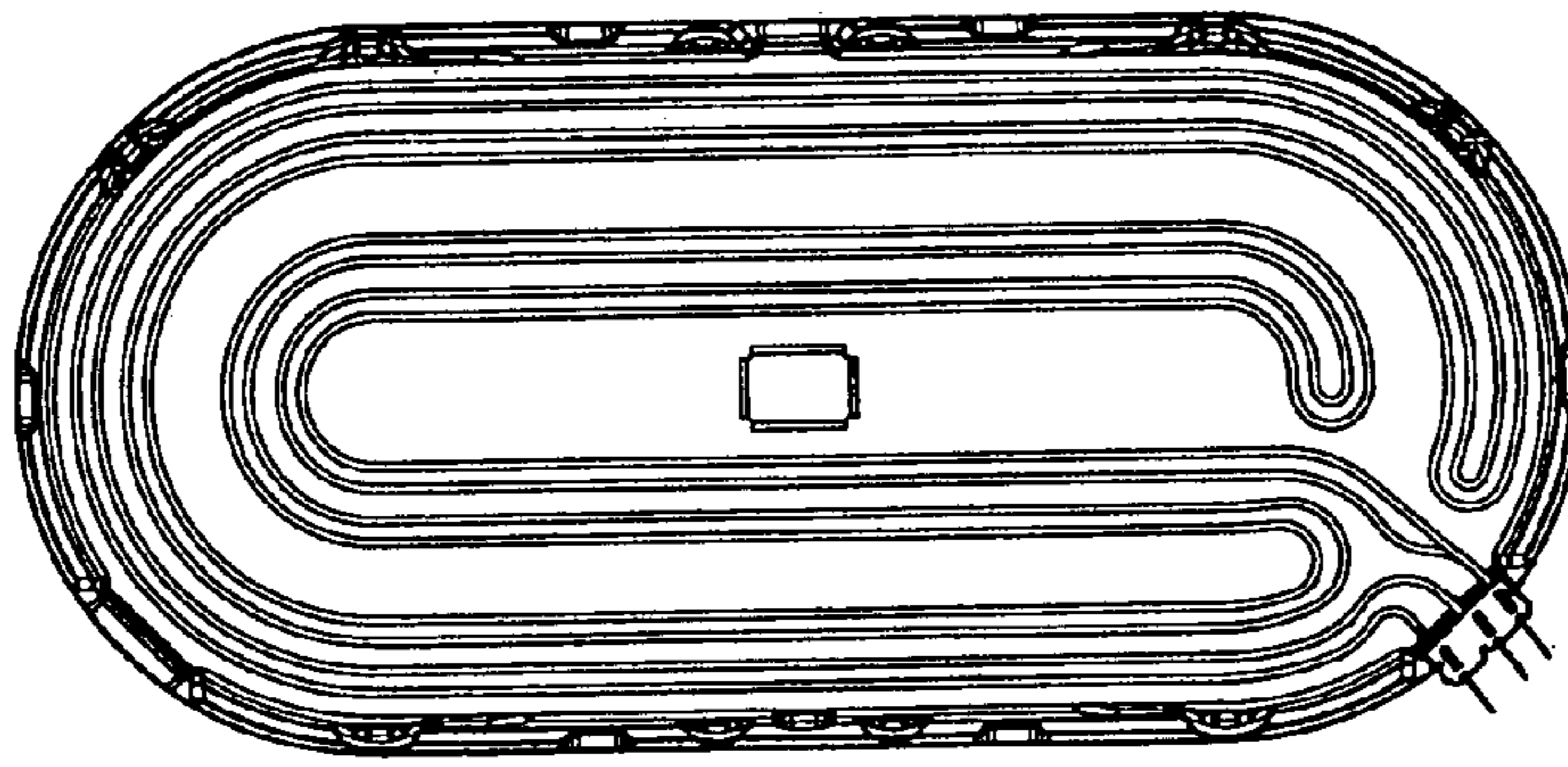


Fig. 1



Fig. 3



Fig. 5

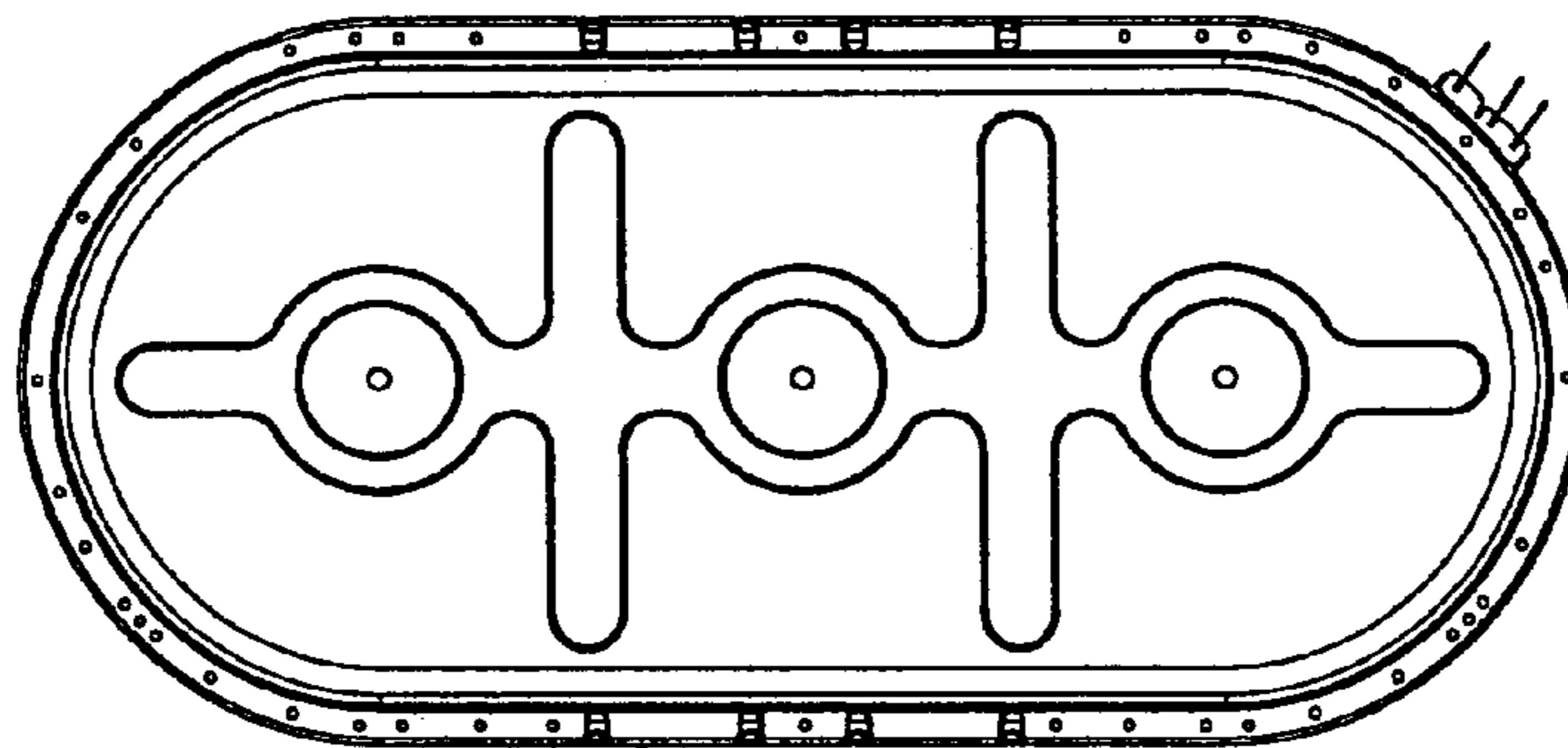


Fig. 6