

US00D557979S

(12) **United States Design Patent** (10) **Patent No.:** **US D557,979 S**
Charriez et al. (45) **Date of Patent:** **** Dec. 25, 2007**

(54) **CONTAINER COVER**

(75) Inventors: **Roland Charriez**, Mohegan Lake, NY (US); **David Demar**, Tenafly, NJ (US); **Steven D. Gift**, Belcamp, MD (US); **Duane C. Sawyer**, York, PA (US)

(73) Assignee: **McCormick & Company, Inc.**, Sparks, MD (US)

(**) Term: **14 Years**

(21) Appl. No.: **29/279,202**

(22) Filed: **Apr. 23, 2007**

Related U.S. Application Data

(62) Division of application No. 29/251,048, filed on Jan. 4, 2006, now Pat. No. Des. 544,309.

(51) **LOC (8) Cl.** **07-06**

(52) **U.S. Cl.** **D7/401.1; D9/449**

(58) **Field of Classification Search** D7/590-598, D7/401.1; D9/449, 450, 435, 423, 782, 440; 220/254.1-254.3, 837; 222/575, 541.5, 565, 222/480, 142.1-142.9; 221/282, 26
See application file for complete search history.

(56) **References Cited**

U.S. PATENT DOCUMENTS

- 2,283,245 A 5/1942 White
- 3,140,019 A 7/1964 Barr
- 4,621,744 A 11/1986 Foster
- 4,723,693 A 2/1988 DeCoster
- 4,804,113 A * 2/1989 Ciaccio 222/142.1
- D312,190 S * 11/1990 Ciaccio D7/596
- 5,052,572 A * 10/1991 Pherigo 220/837
- 5,145,088 A 9/1992 Goujon

- 5,353,946 A 10/1994 Behrend
- 5,897,036 A 4/1999 DeCoster et al.
- D434,612 S 12/2000 Chang
- 6,341,720 B1 1/2002 Schmit et al.
- 6,422,411 B1 7/2002 Gray
- D470,017 S 2/2003 Chan
- D471,804 S * 3/2003 Staples D9/432
- D494,469 S * 8/2004 Solowiejko D9/435
- D497,106 S * 10/2004 Solowiejko et al. D9/782
- D530,606 S * 10/2006 Liebe et al. D9/440

* cited by examiner

Primary Examiner—Terry A Wallace

(74) *Attorney, Agent, or Firm*—Oblon, Spivak, McClelland, Maier & Neustadt, P.C.

(57) **CLAIM**

The ornamental design for a container cover, as shown and described.

DESCRIPTION

FIG. 1 is a top and left front perspective view of a container cover showing our new design;

FIG. 2 is a top and right rear perspective view thereof;

FIG. 3 is a front elevational view thereof;

FIG. 4 is a rear elevational view thereof;

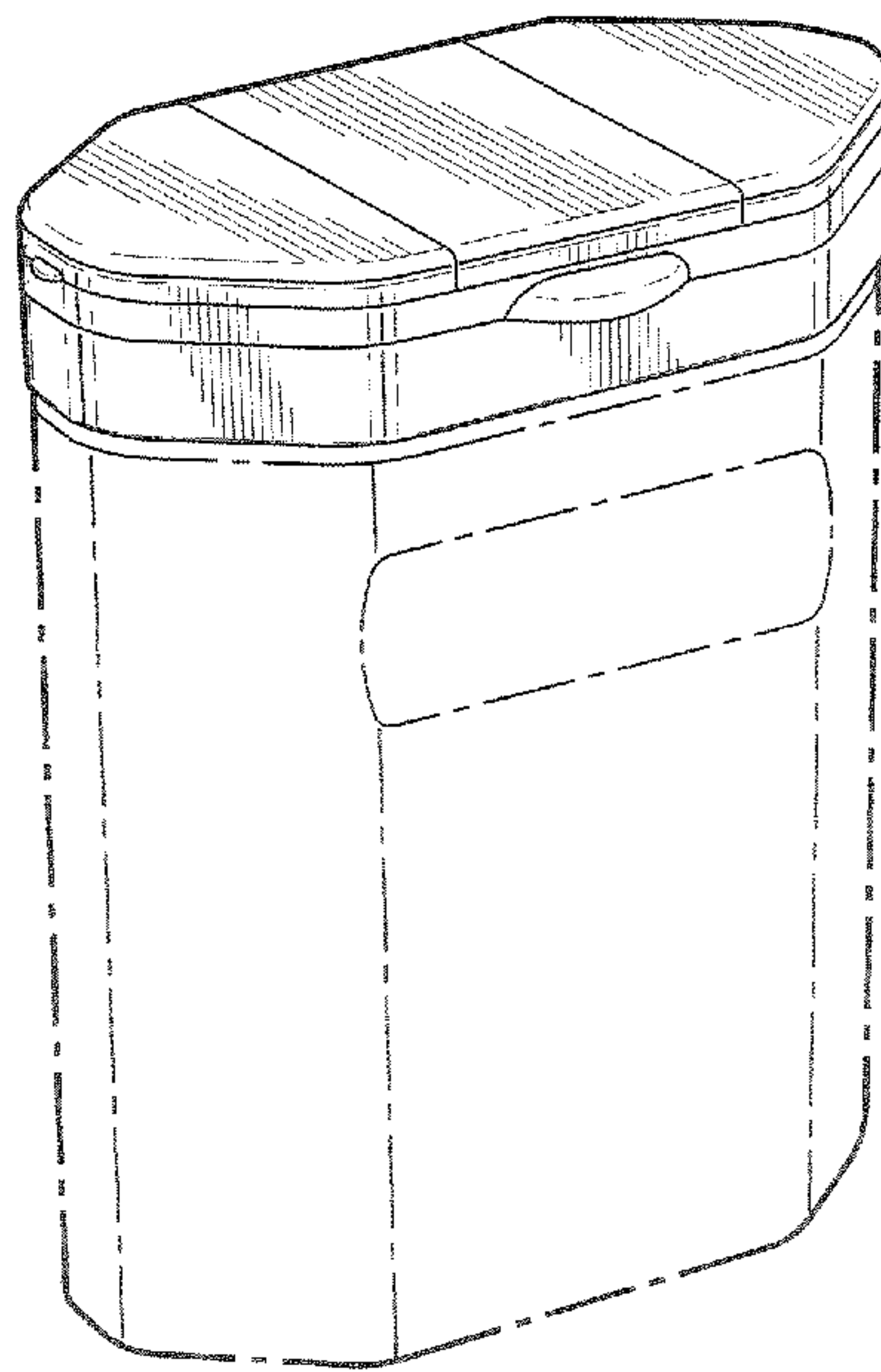
FIG. 5 is a right side elevational view thereof, the left side elevational view being a mirror image of the side view shown;

FIG. 6 is a top plan view thereof; and,

FIG. 7 is a bottom plan view thereof.

The phantom line showing in the Figures is for illustrative purposes only and forms no part of the claimed design.

1 Claim, 6 Drawing Sheets



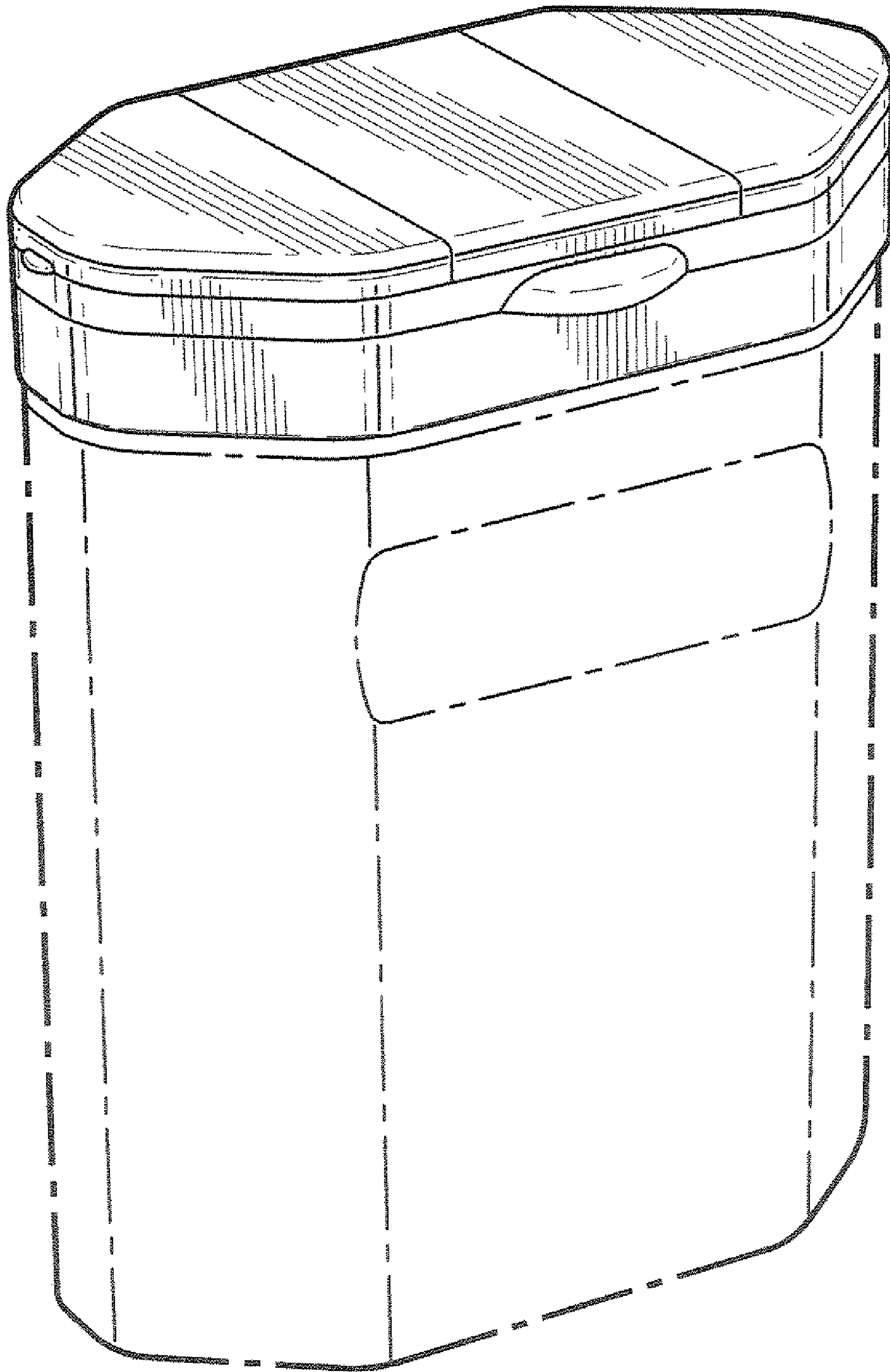


Fig. 1

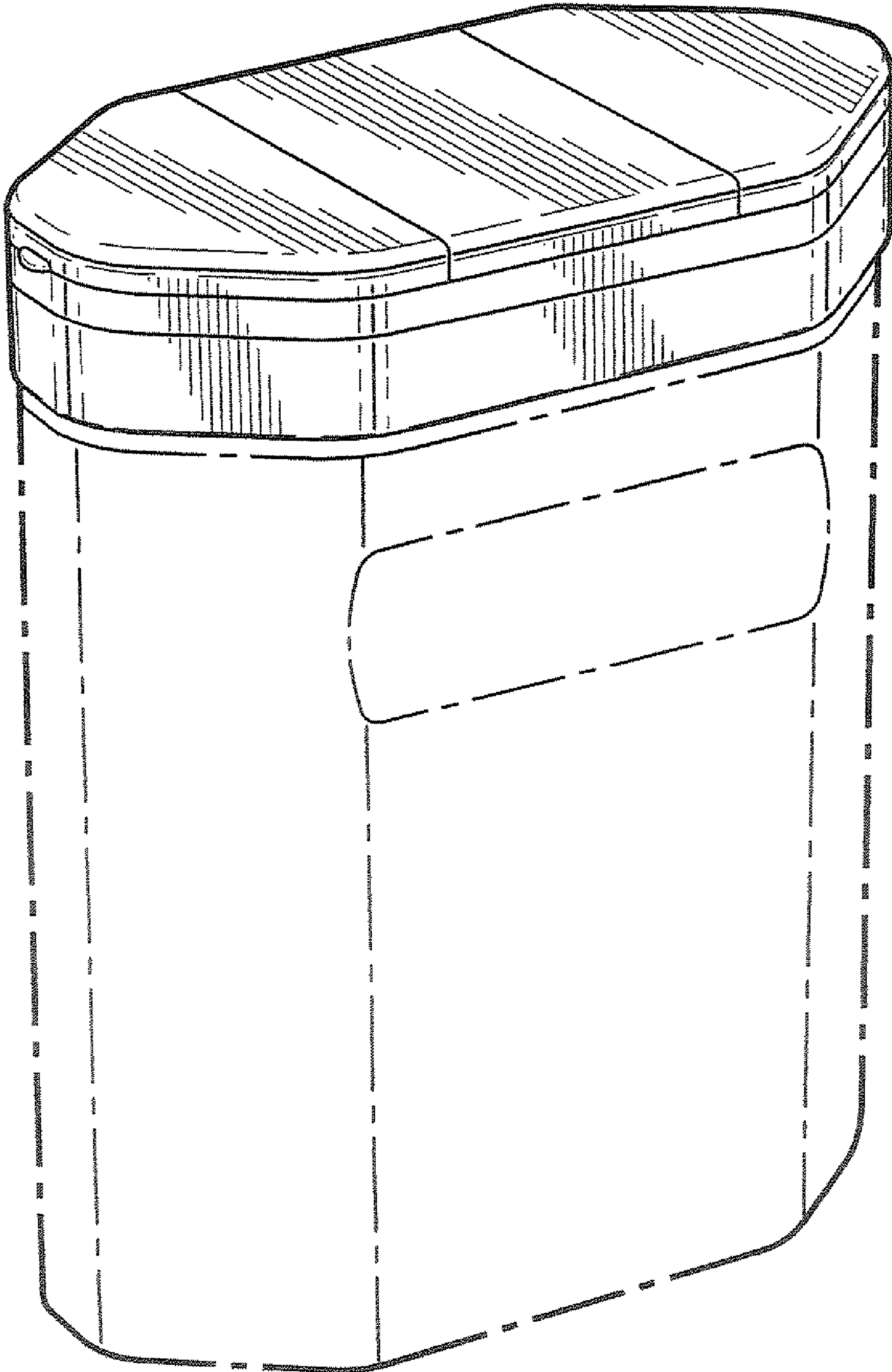


Fig. 2

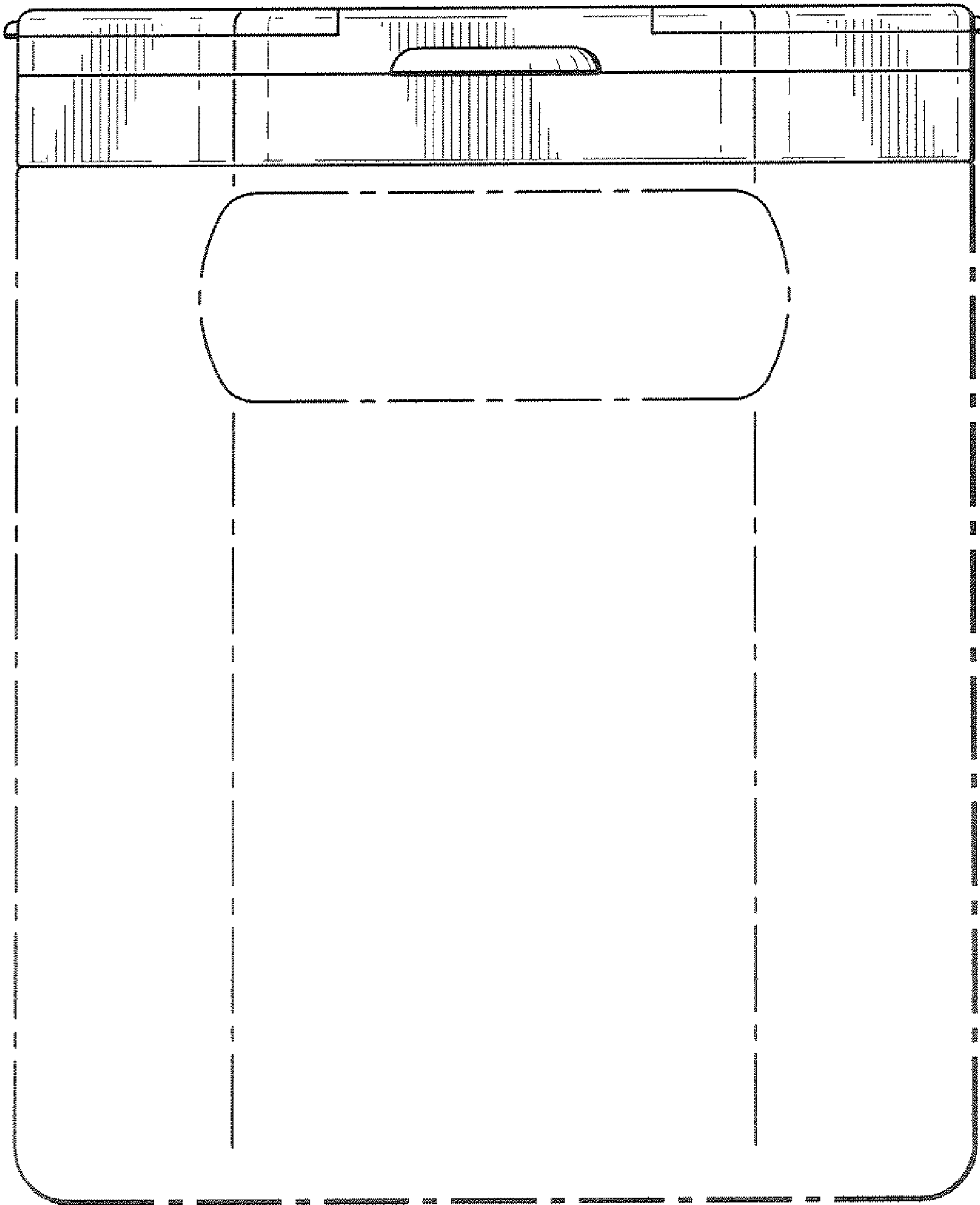


Fig. 3

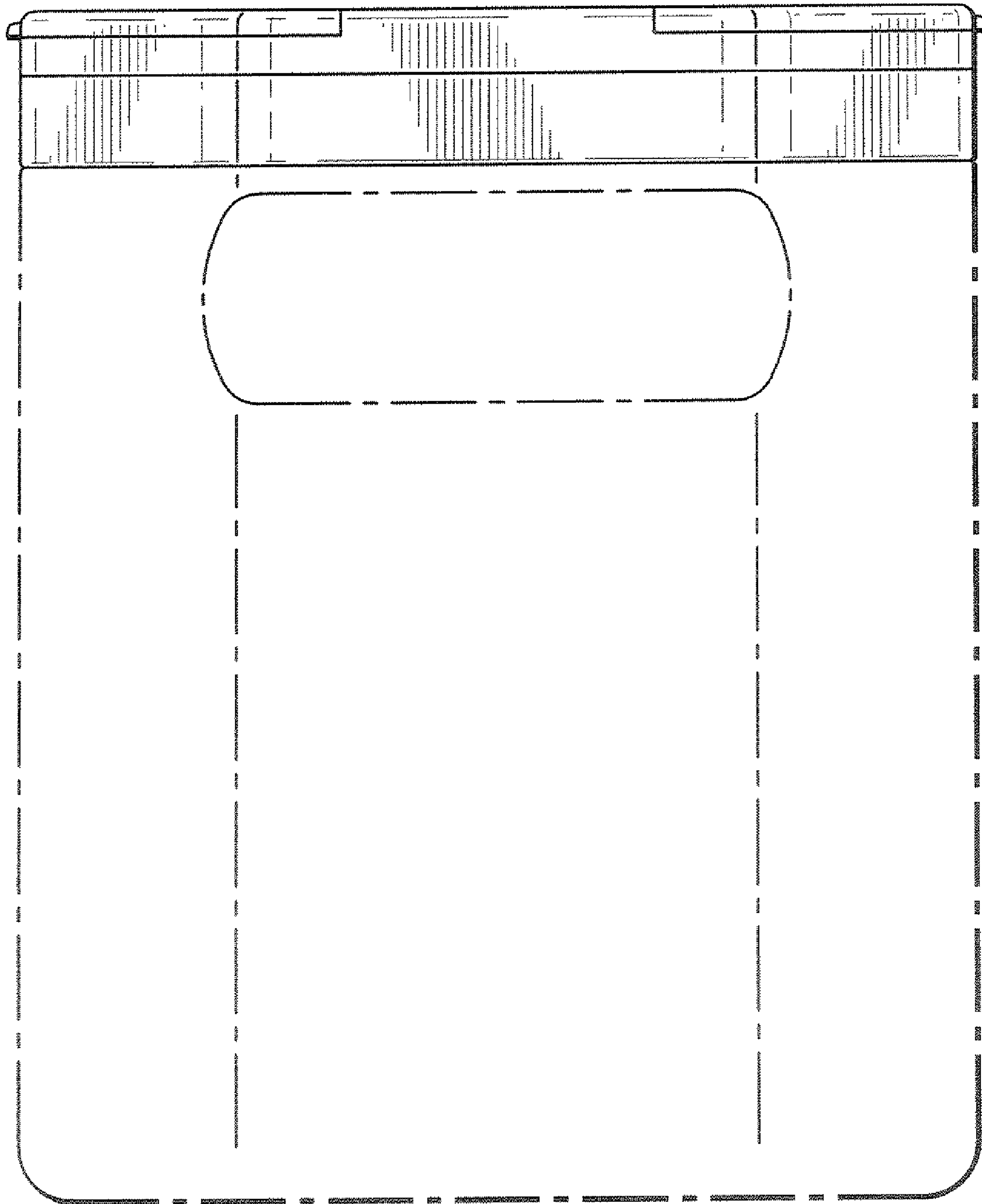


Fig. 4

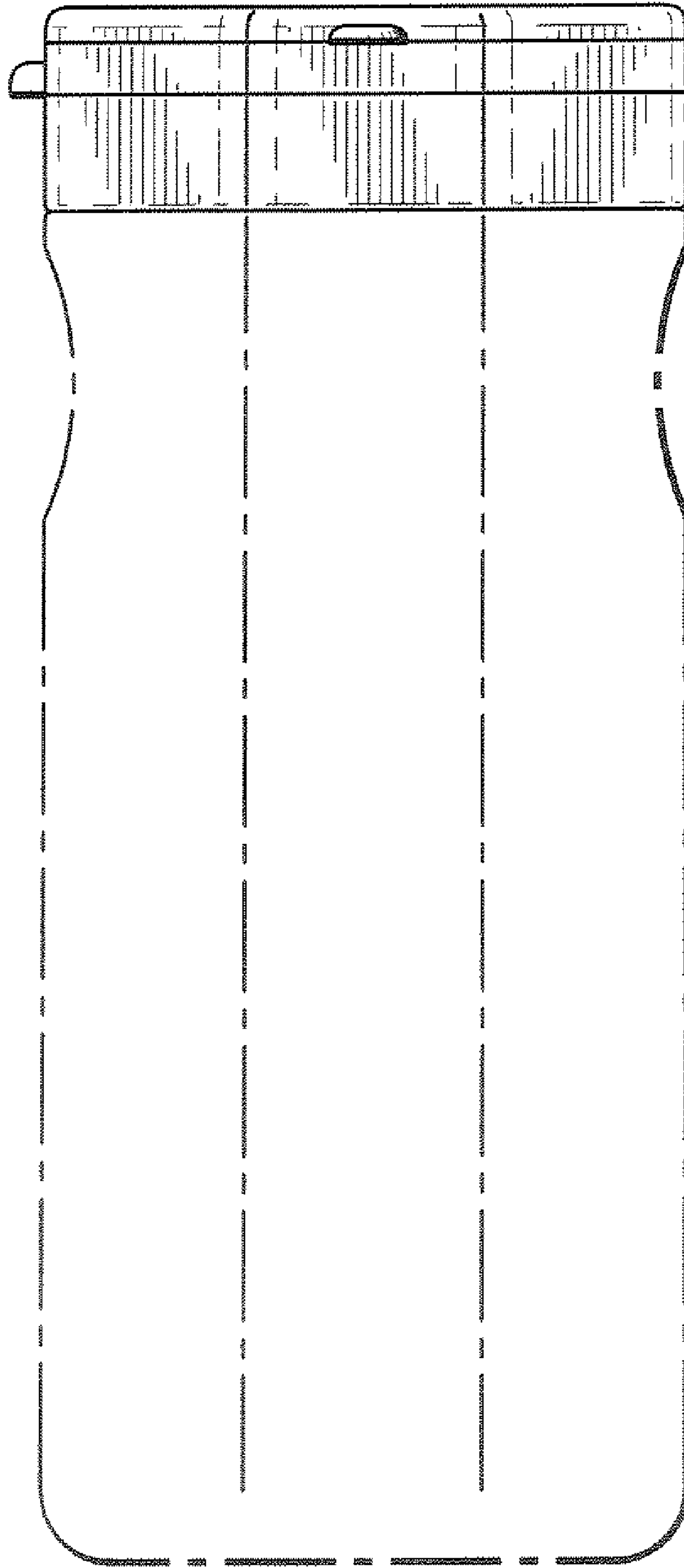


Fig. 5

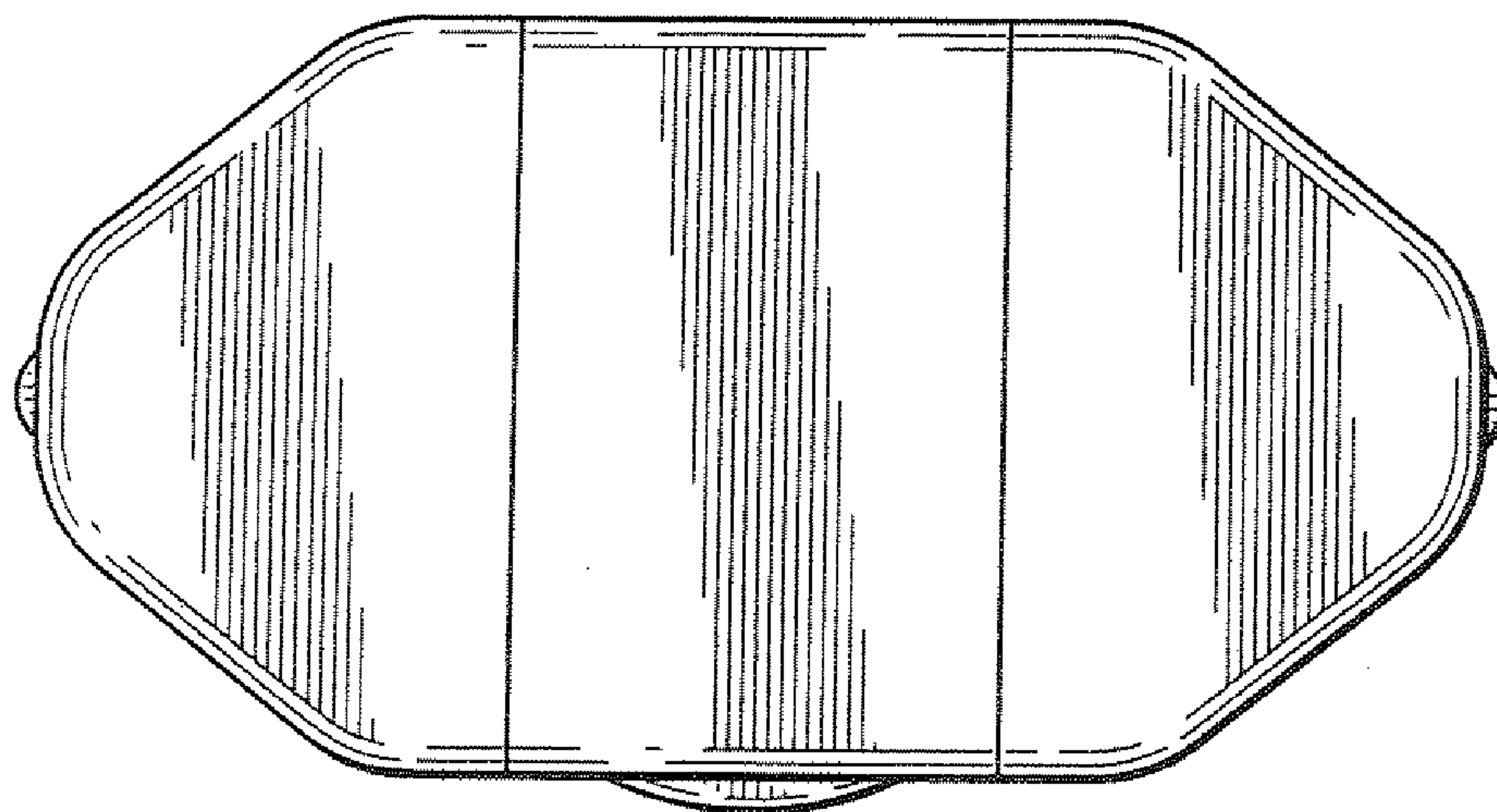


Fig. 6




Fig. 7

UNITED STATES PATENT AND TRADEMARK OFFICE
CERTIFICATE OF CORRECTION

PATENT NO. : Des. 557,979 S
APPLICATION NO. : 29/279202
DATED : December 25, 2007
INVENTOR(S) : Roland Charriez et al.

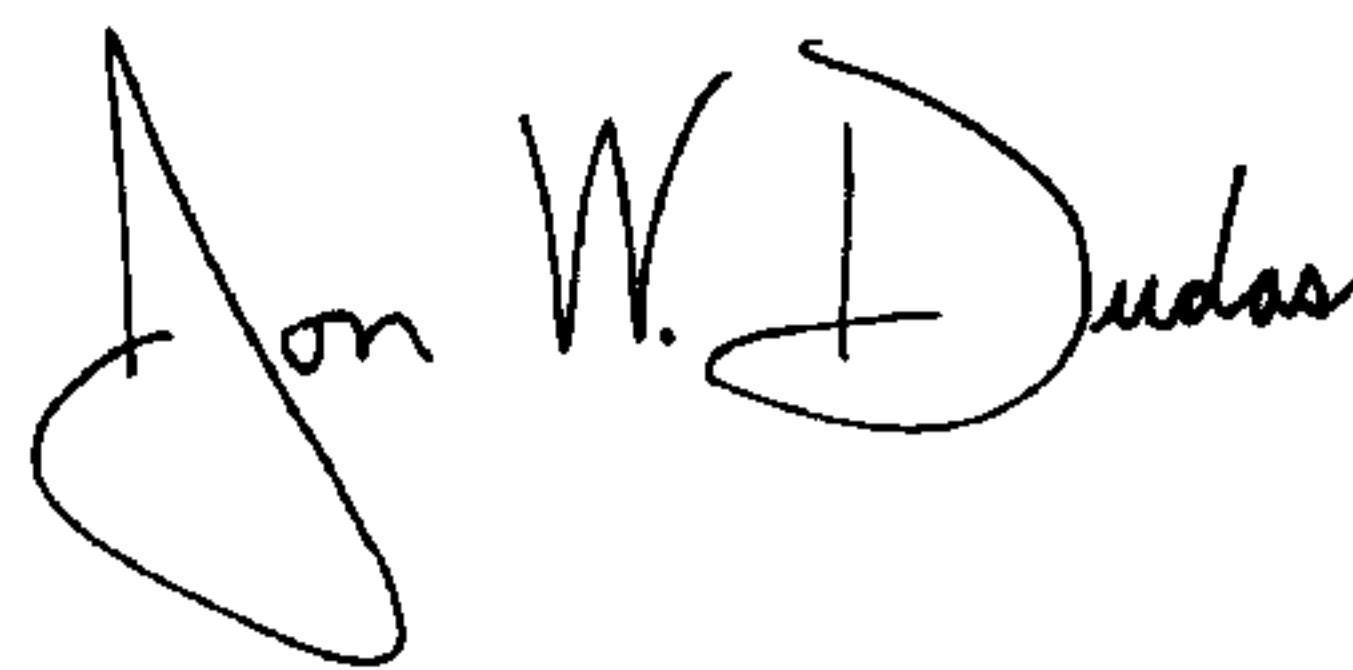
Page 1 of 1

It is certified that error appears in the above-identified patent and that said Letters Patent is hereby corrected as shown below:

Column 2, last line of Description, change "the claimed desing." to --the claimed design.--.

Signed and Sealed this

Tenth Day of June, 2008

A handwritten signature in black ink that reads "Jon W. Dudas". The signature is written in a cursive style with a large, looped initial "J".

JON W. DUDAS
Director of the United States Patent and Trademark Office