



US00D557974S

(12) **United States Design Patent**  
**Giugiaro**

(10) **Patent No.:** **US D557,974 S**

(45) **Date of Patent:** **\*\* Dec. 25, 2007**

(54) **KITCHEN UTENSIL FOR COOKING AND HEATING OF FOOD**

(75) Inventor: **Fabrizio Giugiaro**, Turin (IT)

(73) Assignee: **TVS S.p.A.**, Urbino (IT)

(\*\*) Term: **14 Years**

(21) Appl. No.: **29/233,320**

(22) Filed: **Jun. 29, 2005**

(30) **Foreign Application Priority Data**

Dec. 30, 2004 (IT) ..... MI2004O0254

(51) **LOC (8) Cl.** ..... **07-02**

(52) **U.S. Cl.** ..... **D7/359**

(58) **Field of Classification Search** ..... D7/323,  
D7/393, 354-360, 538-540, 542-545, 547,  
D7/548, 551.3, 553.8, 554.2, 556, 557, 560,  
D7/564-567, 569, 570, 584-586, 587, 602;  
D9/666; 62/457.6; 99/339, 534; 126/369,  
126/385.1; 220/23.4, 23.8, 574, 575, 912  
See application file for complete search history.

(56) **References Cited**

**U.S. PATENT DOCUMENTS**

D117,712 S \* 11/1939 Guild ..... D7/567  
2,625,020 A \* 1/1953 Oliver ..... 220/771  
D313,148 S \* 12/1990 de Winter ..... D7/318

D347,969 S \* 6/1994 Cousins et al. .... D7/548  
D385,462 S \* 10/1997 Ferris ..... D7/543  
D420,857 S \* 2/2000 Loew et al. .... D7/558  
D480,604 S \* 10/2003 Lillielund et al. .... D7/543  
D484,363 S \* 12/2003 de Groote et al. .... D7/543  
D501,366 S \* 2/2005 Claypool et al. .... D7/602  
D509,106 S \* 9/2005 de Groote et al. .... D7/587

\* cited by examiner

*Primary Examiner*—Cathron C. Brooks

*Assistant Examiner*—Ricky Pham

(74) *Attorney, Agent, or Firm*—Abelman, Frayne & Schwab

(57) **CLAIM**

The ornamental design for a kitchen utensil for cooking and heating of food, as shown.

**DESCRIPTION**

FIG. 1 is a top front left side perspective view of a kitchen utensil for cooking and heating of food showing my new design;

FIG. 2 is a front elevational view thereof;

FIG. 3 is a left side elevational view thereof;

FIG. 4 is a top plan view thereof;

FIG. 5 is a rear elevational view thereof;

FIG. 6 is a right side elevational view thereof; and,

FIG. 7 is a bottom plan view thereof.

**1 Claim, 2 Drawing Sheets**

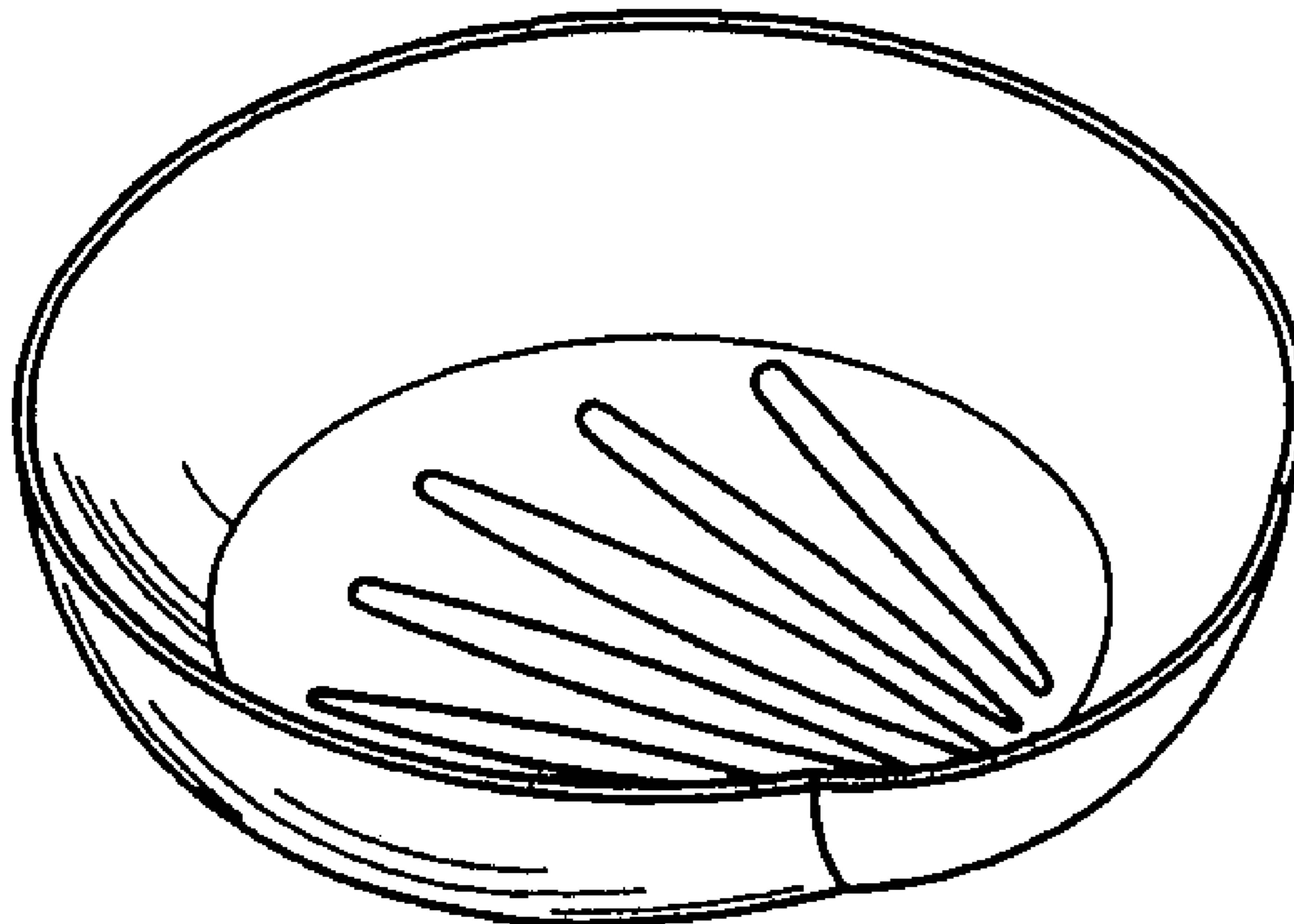


Fig.2



Fig.4

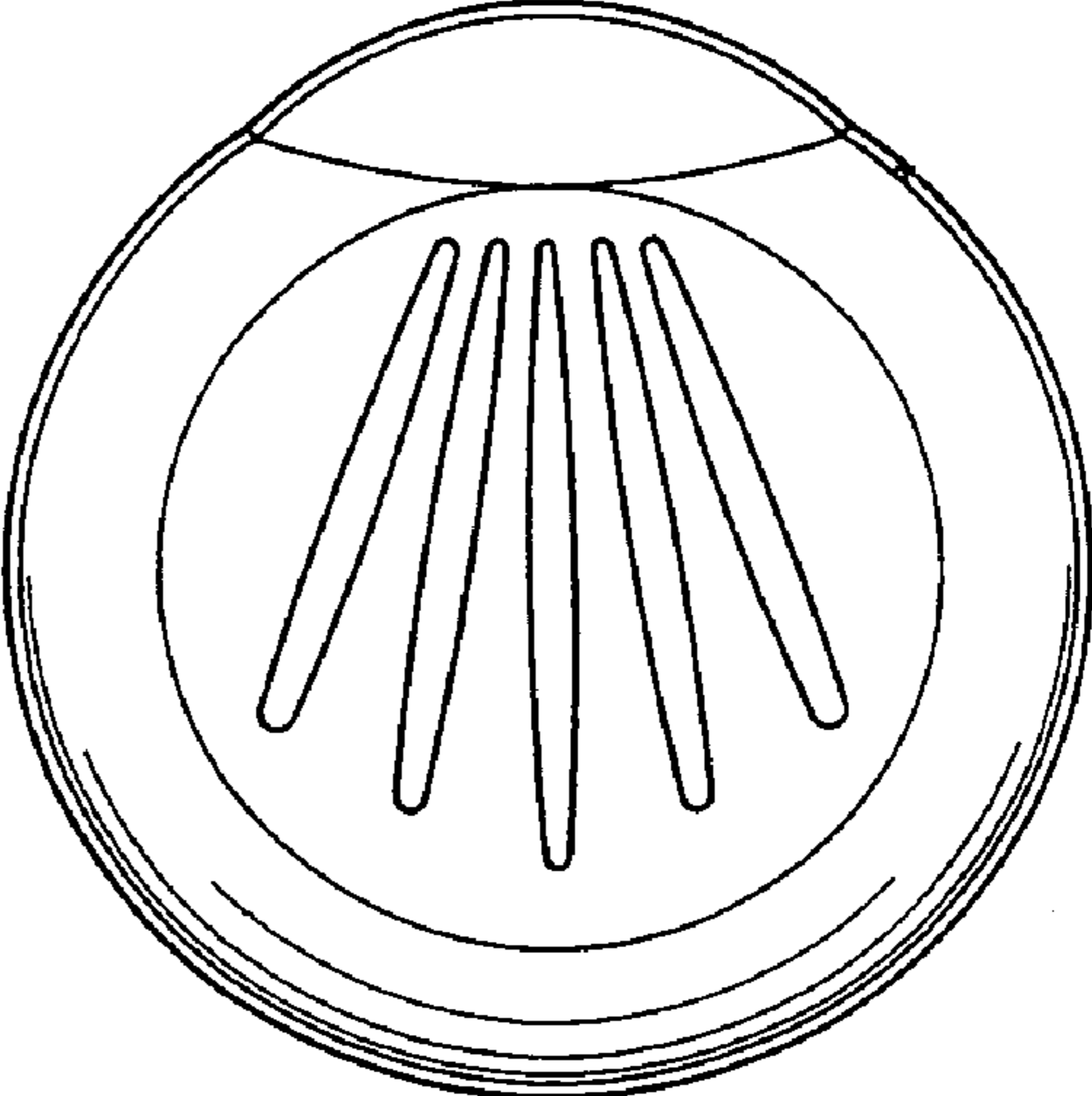


Fig.1

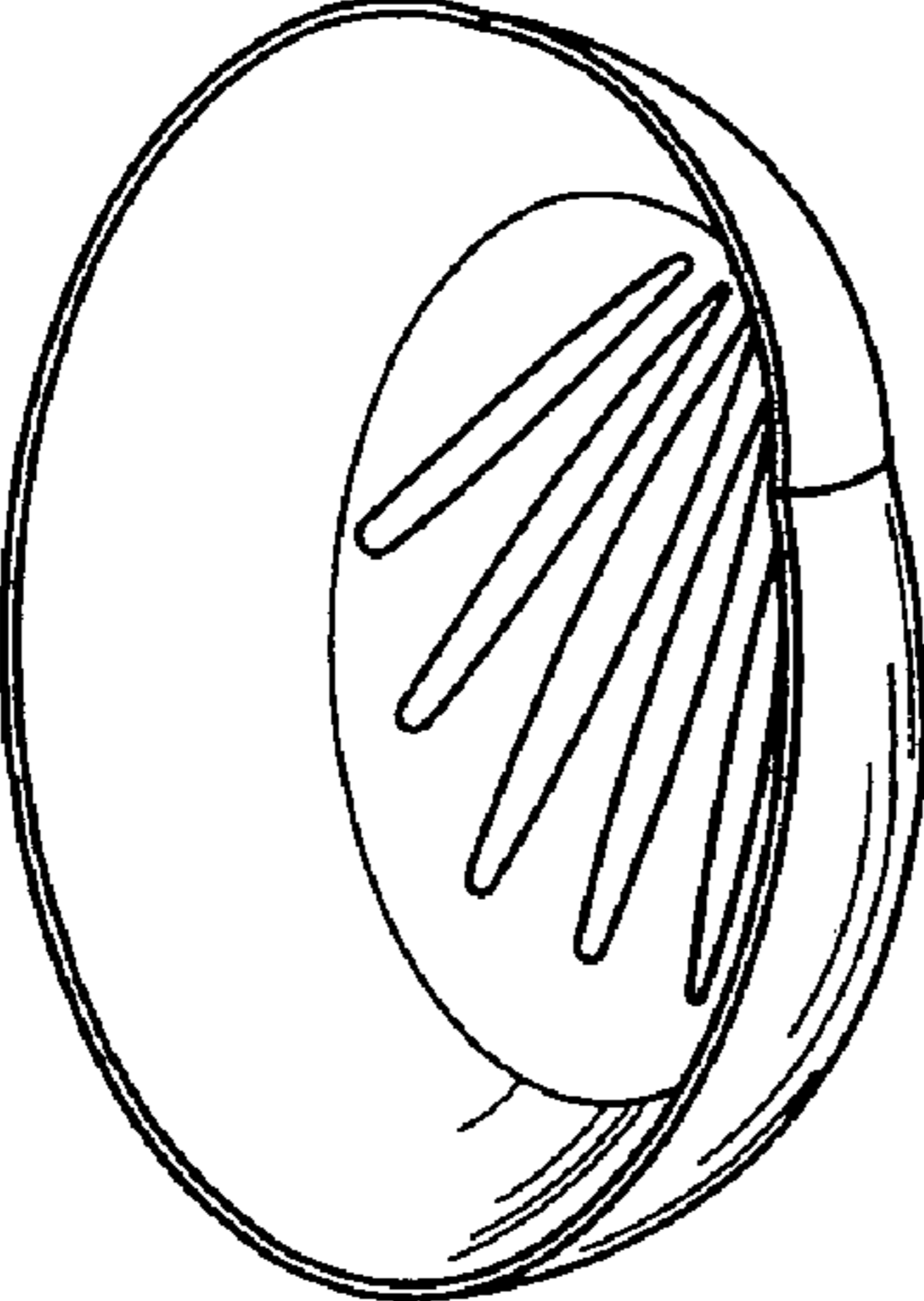


Fig.3



Fig.5




Fig.6




Fig.7

