



US00D557973S

(12) **United States Design Patent**  
**Sarnoff**

(10) **Patent No.:** **US D557,973 S**

(45) **Date of Patent:** **\*\* Dec. 25, 2007**

(54) **PAN**  
(75) Inventor: **Norton Sarnoff**, Wheeling, IL (US)  
(73) Assignee: **Handi-Foil Corporation**, Wheeling, IL (US)  
(\*\*) Term: **14 Years**  
(21) Appl. No.: **29/283,478**  
(22) Filed: **Aug. 15, 2007**

D486,992 S 2/2004 Henry et al.  
D514,875 S 2/2006 Linkous et al.  
D516,373 S 3/2006 Linkous et al.  
D517,367 S 3/2006 Linkous et al.  
D526,835 S 8/2006 Morgan  
D526,836 S 8/2006 Morgan  
D527,217 S 8/2006 Morgan  
D528,351 S 9/2006 Morgan  
D528,352 S 9/2006 Morgan  
D529,756 S 10/2006 Boss et al.  
D540,111 S 4/2007 Nichols et al.  
D542,083 S 5/2007 Nichols et al.

(51) **LOC (8) Cl.** ..... **07-02**  
(52) **U.S. Cl.** ..... **D7/354**  
(58) **Field of Classification Search** ..... D1/107,  
D1/126; D3/18; D7/323, 354, 356, 357,  
D7/359, 360, 391, 409, 500, 552, 554.1, 554.2,  
D7/554.3, 554.4, 556, 567, 675, 689; D9/456;  
D11/121; D15/90, 150; D21/623; D26/26;  
99/422-432, 439-442, 444, 446, DIG. 15;  
206/557, 561-564; 220/405, 445, 447, 469,  
220/500, 507, 508, 553, 555, 575, 626  
See application file for complete search history.

\* cited by examiner


*Primary Examiner*—Caron D. Veynar  
*Assistant Examiner*—Ricky Pham  
(74) *Attorney, Agent, or Firm*—Adam K. Sacharoff; Much  
Shelist

(56) **References Cited**  
U.S. PATENT DOCUMENTS  
D122,414 S \* 9/1940 Prouty ..... D7/567  
D206,338 S 11/1966 Levin et al.  
D231,251 S \* 4/1974 Lassen ..... D26/26  
D249,112 S 8/1978 Garson et al.  
D272,703 S 2/1984 Miller  
D293,972 S \* 2/1988 Baker ..... D3/18  
D311,045 S \* 10/1990 Colclasure ..... D21/623  
D333,546 S \* 3/1993 Rivero et al. .... D1/126  
D397,957 S \* 9/1998 Lee ..... D11/121

(57) **CLAIM**  
The ornamental design for a pan, as shown.

**DESCRIPTION**  
FIG. 1 is a top perspective view of a pan showing my new design;  
FIG. 2 is top view of FIG. 1;  
FIG. 3 is a bottom view of FIG. 1;  
FIG. 4 is a front view of FIG. 1;  
FIG. 5 is a back view of FIG. 1;  
FIG. 6 is a left side view of FIG. 1; and,  
FIG. 7 is a right side view of FIG. 1.

**1 Claim, 5 Drawing Sheets**



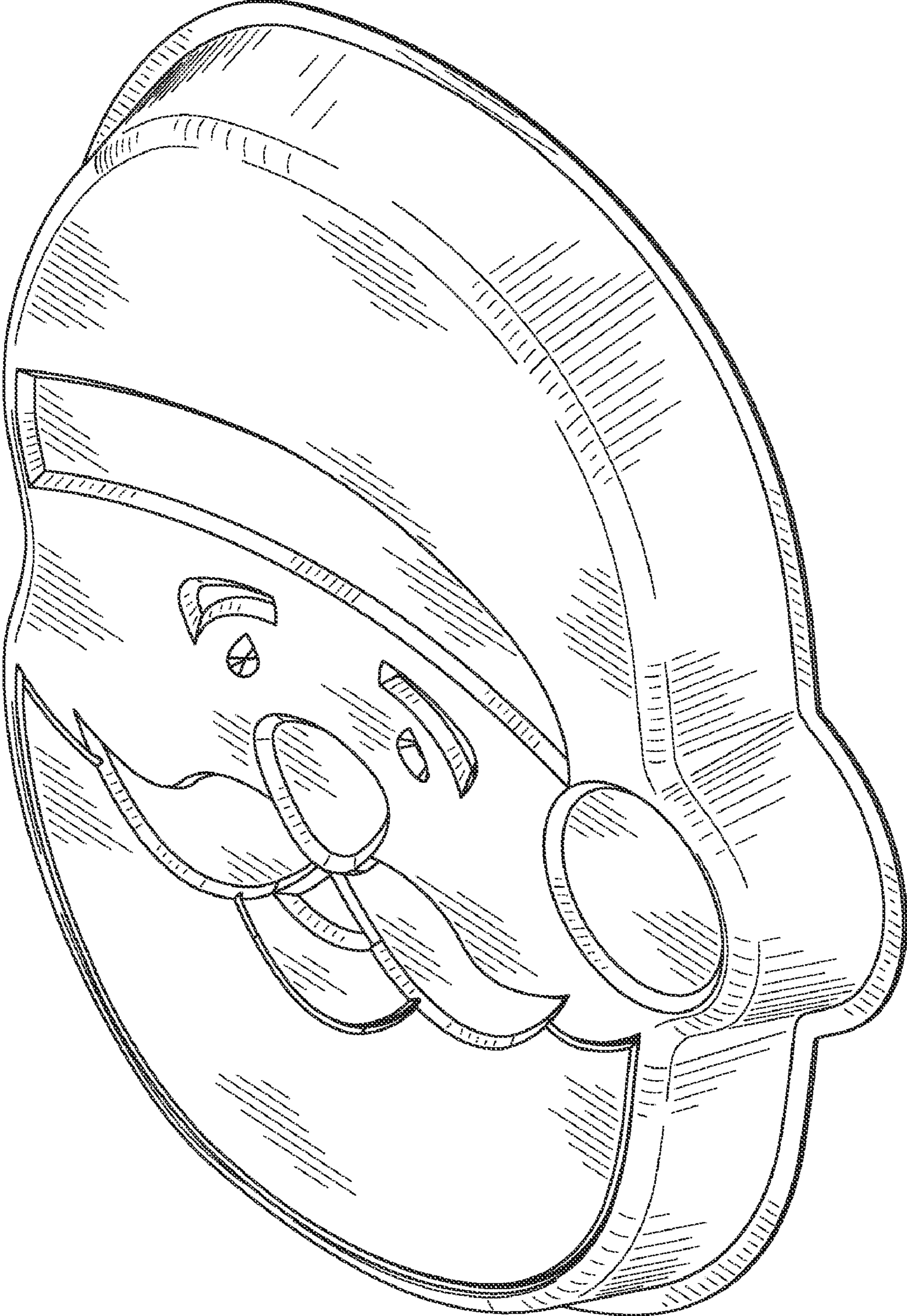


FIG. 1



FIG. 2



FIG. 3

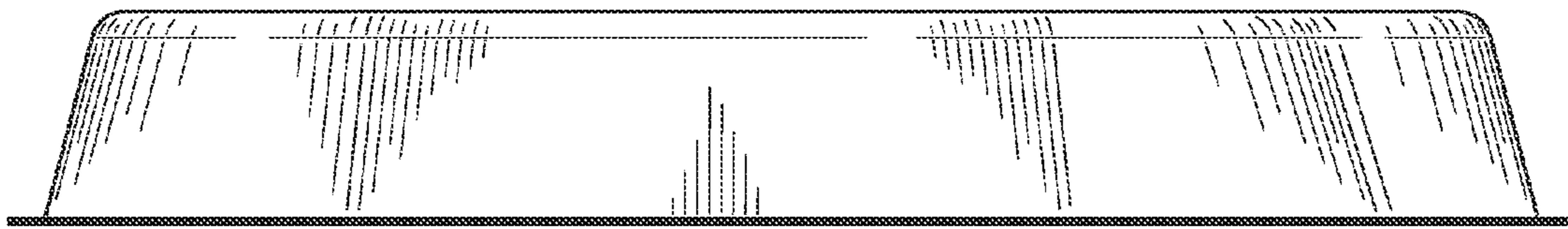


FIG. 4

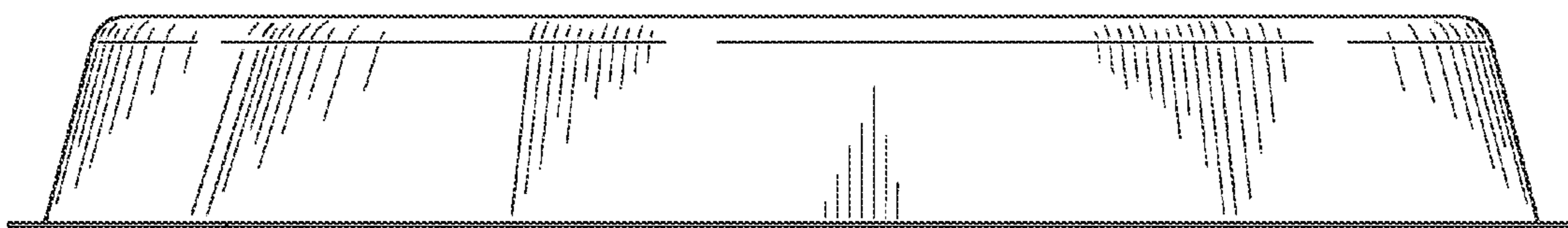


FIG. 5




FIG. 6

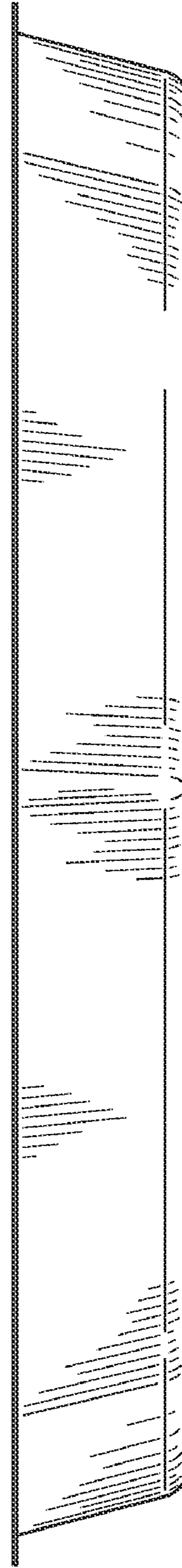


FIG. 7