



US00D557969S

(12) **United States Design Patent**
Asbridge

(10) **Patent No.:** **US D557,969 S**

(45) **Date of Patent:** **** Dec. 25, 2007**

(54) **BEVERAGE DISPENSER**

(75) Inventor: **Jonathan Asbridge**, Leicestershire
(GB)

(73) Assignee: **Societe des Produits Nestle S.A.**,
Vevey (CH)

(**) Term: **14 Years**

(21) Appl. No.: **29/248,580**

(22) Filed: **Aug. 22, 2006**

(30) **Foreign Application Priority Data**

Apr. 3, 2006 (CH) 132642

(51) **LOC (8) Cl.** **07-01**

(52) **U.S. Cl.** **D7/306; D7/311**

(58) **Field of Classification Search** D7/306-311,
D7/305, 300; 222/108, 129.1; 99/295, 280,
99/285, 304, 307

See application file for complete search history.

(56) **References Cited**

U.S. PATENT DOCUMENTS

D215,045 S *	8/1969	Benjamin	D7/311
D223,325 S *	4/1972	Mox	D7/311
D233,271 S *	10/1974	Holcomb	D7/308
D235,816 S *	7/1975	Hall	D7/308
D246,310 S *	11/1977	Syverson et al.	D7/309
D272,976 S *	3/1984	LaLumiere	D7/311
D282,617 S *	2/1986	Hogan	D7/589

D297,697 S *	9/1988	Fossella	D7/311
D359,874 S *	7/1995	Smith et al.	D7/311
D365,962 S *	1/1996	Amundsen et al.	D7/311
D375,650 S *	11/1996	Saito et al.	D7/307
D453,088 S *	1/2002	Bell et al.	D7/307
D510,675 S *	10/2005	Ball	D7/306
D545,110 S *	6/2007	Julemont	D7/309

* cited by examiner

Primary Examiner—Marianne N Pandozzi

(74) *Attorney, Agent, or Firm*—Bell, Boyd & Lloyd LLP

(57) **CLAIM**

The ornamental design for a beverage dispenser, as shown and described herein.

DESCRIPTION

FIG. 1 is a front perspective view of a beverage dispenser showing my new design;

FIG. 2 is a front elevational view thereof;

FIG. 3 is a rear elevational view thereof;

FIG. 4 is a right side elevational view thereof;

FIG. 5 is a left side elevational view thereof;

FIG. 6 is a top plan view thereof; and,

FIG. 7 is a bottom plan view thereof.

The broken lines in the drawings are included for the purpose of illustration and form no part of the claimed design.

1 Claim, 7 Drawing Sheets

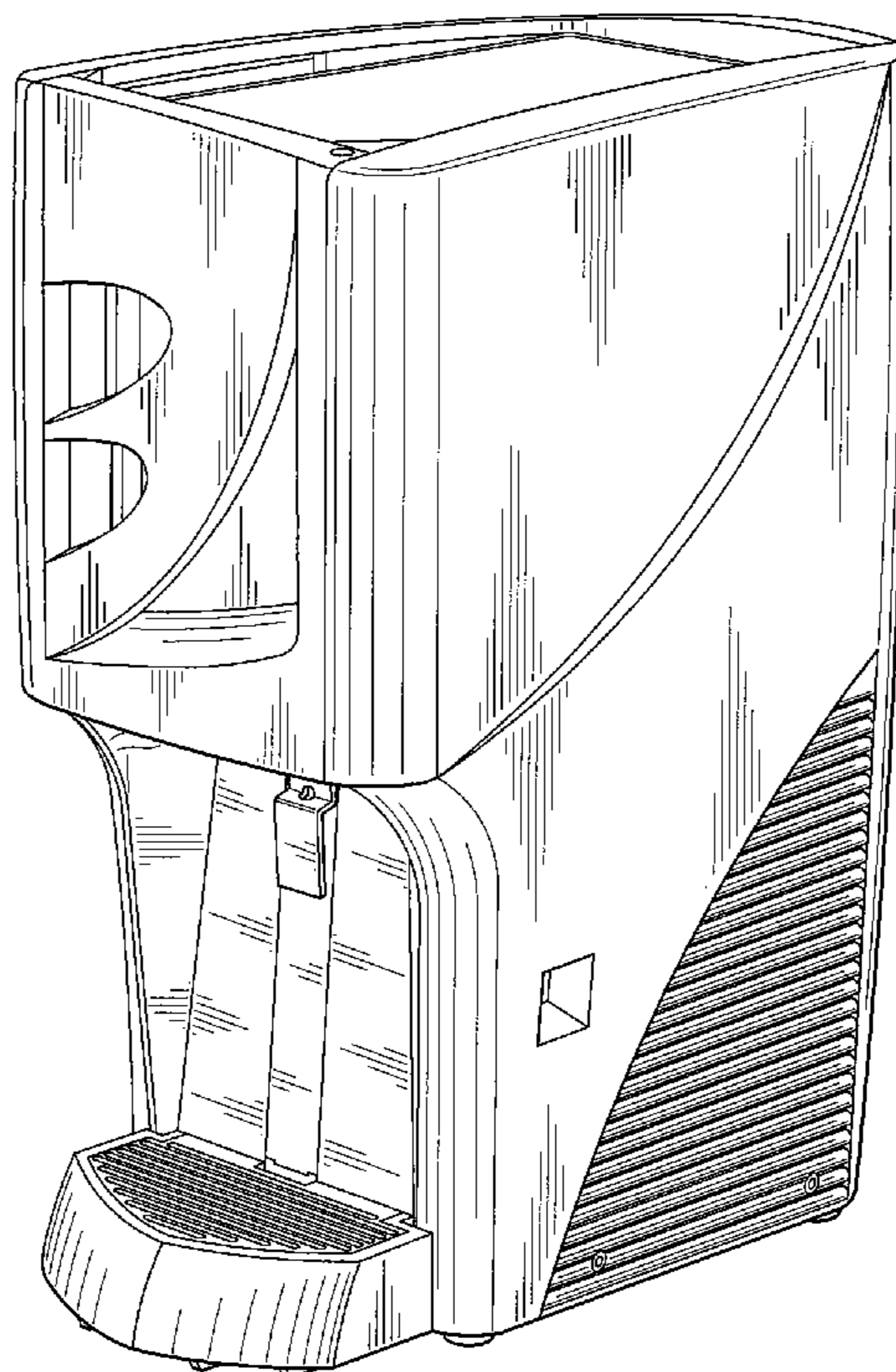


FIG. 1

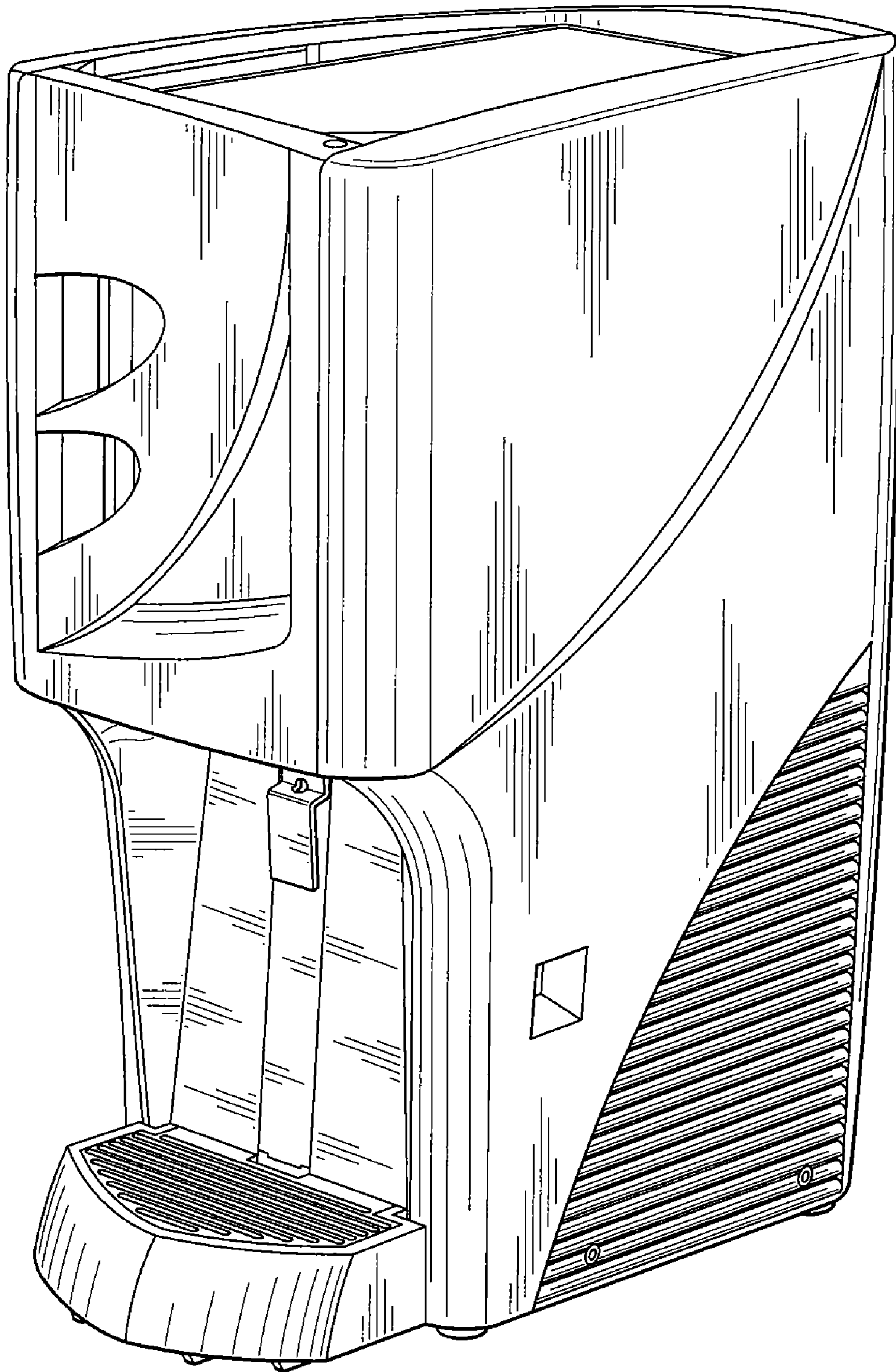


FIG. 2




FIG. 3




FIG. 4

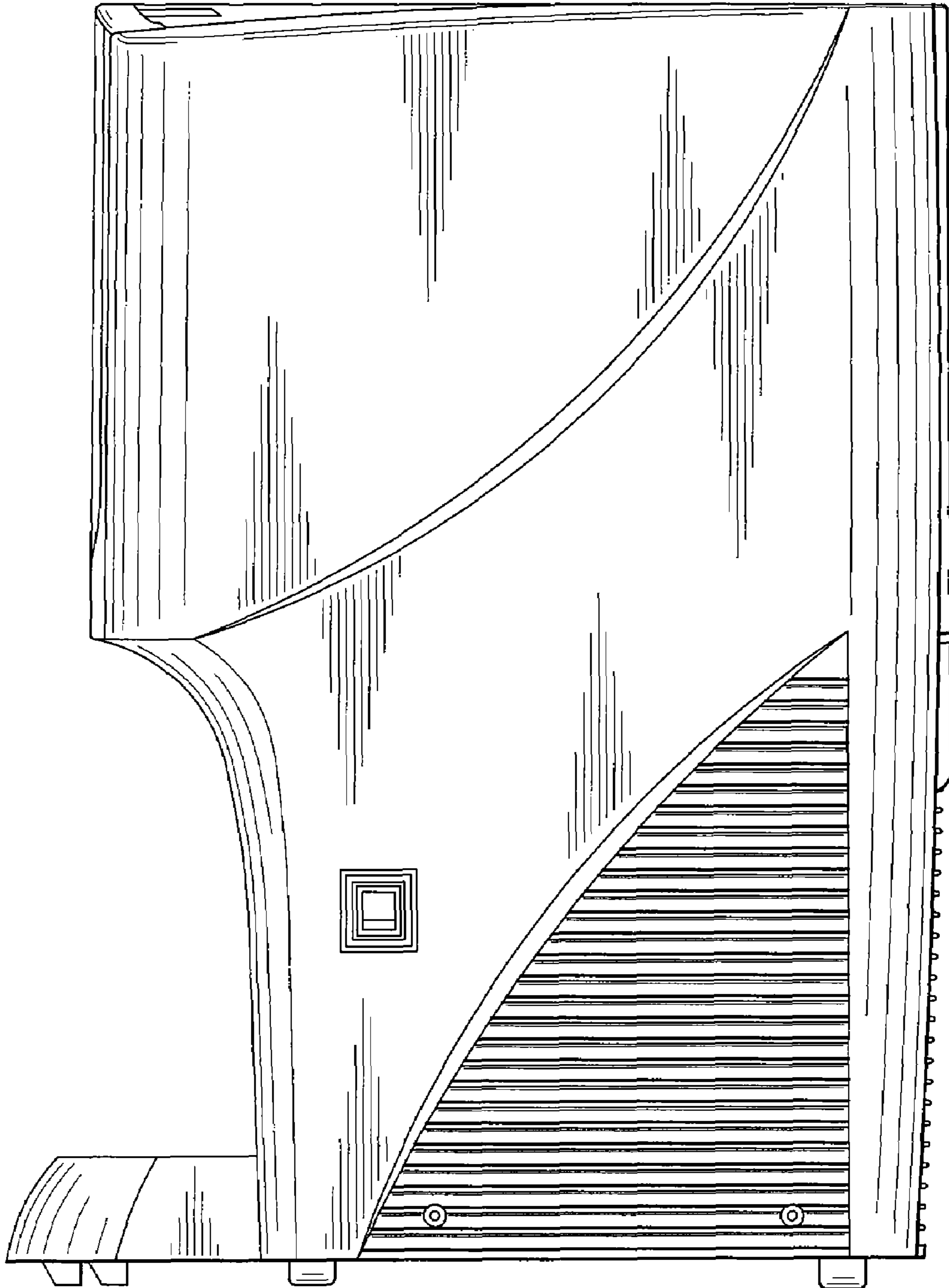


FIG. 5

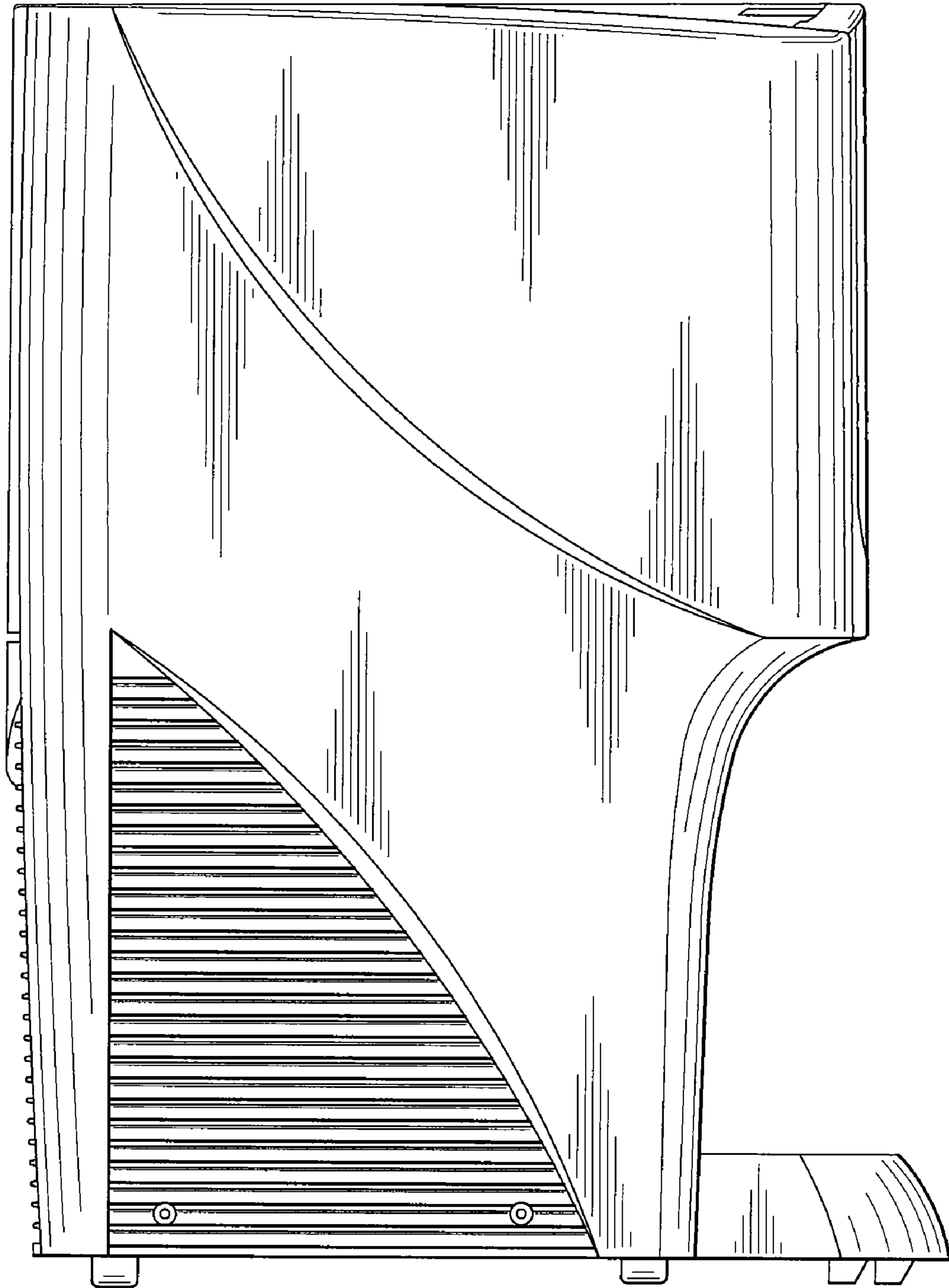


FIG. 6

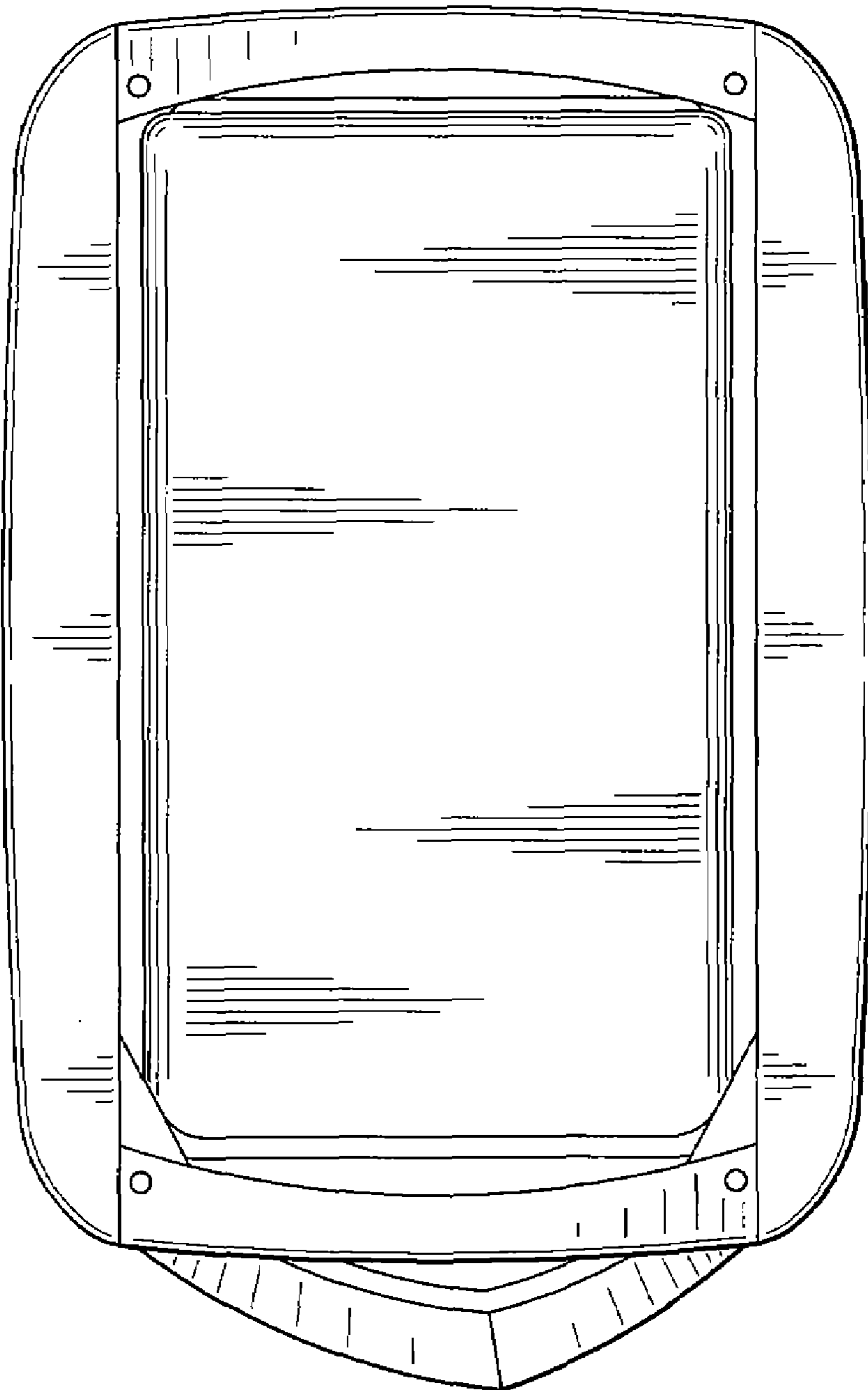


FIG. 7

