



US00D557963S

(12) **United States Design Patent**
Hoernig

(10) **Patent No.:** **US D557,963 S**

(45) **Date of Patent:** **** Dec. 25, 2007**

(54) **SHELF**

D502,035 S * 2/2005 Lara D6/574
D514,363 S * 2/2006 Hoernig D6/574
D514,858 S * 2/2006 Hoernig D6/574

(75) Inventor: **Victor Hoernig**, Lowell, IN (US)

(73) Assignee: **Brasstech, Inc.**, Santa Ana, CA (US)

* cited by examiner

(**) Term: **14 Years**

Primary Examiner—Brian N Vinson

(21) Appl. No.: **29/248,983**

(74) *Attorney, Agent, or Firm*—Edgar A. Zarins; Lloyd D. Doigan

(22) Filed: **Sep. 14, 2006**

(57) **CLAIM**

(51) **LOC (8) Cl.** **06-04**

The ornamental design for a shelf, as shown and described.

(52) **U.S. Cl.** **D6/574**

(58) **Field of Classification Search** D6/524,
D6/525, 540, 553, 567, 574, 546, 549; 180/28,
180/29; 211/13.1, 42, 71.01, 81.01, 88.03,
211/88.01, 90.01, 90.03, 126.1, 133.5, 133.6,
211/134, 182

DESCRIPTION

See application file for complete search history.

FIG. 1 is a front perspective view of a shelf showing my design;

FIG. 2 is a top plan view thereof;

FIG. 3 is a bottom plan view thereof;

FIG. 4 is a front elevational view thereof;

FIG. 5 is a rear elevational view thereof;

FIG. 6 is a left side elevational view thereof; and,

FIG. 7 is a right side elevational view thereof.

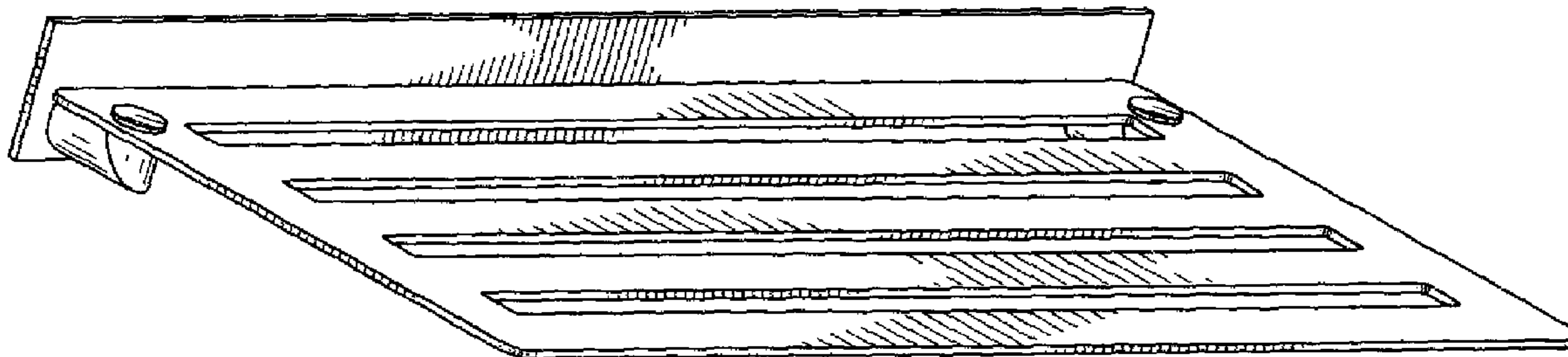
The broken lines in the Figures are for illustrative purposes only and form no part of the claimed design.

(56) **References Cited**

U.S. PATENT DOCUMENTS

- D400,038 S * 10/1998 Herman et al. D6/574
- D492,866 S * 7/2004 Graves et al. D6/574
- D493,313 S * 7/2004 Hoernig D6/574
- D493,316 S * 7/2004 Hoernig D6/574
- D495,180 S * 8/2004 Painter et al. D6/527
- D501,621 S * 2/2005 Ayers et al. D6/574

1 Claim, 5 Drawing Sheets



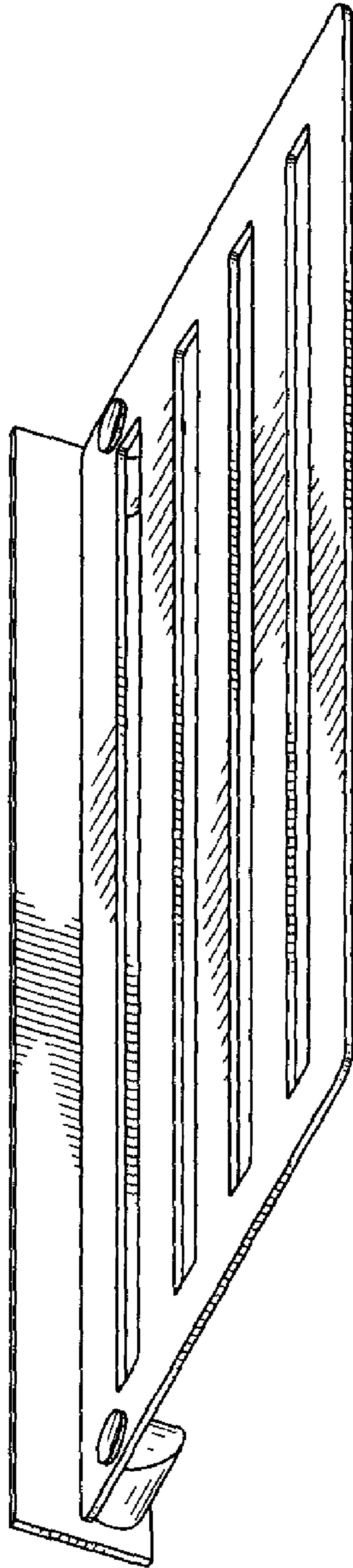


FIG. 1




FIG. 2




FIG. 3

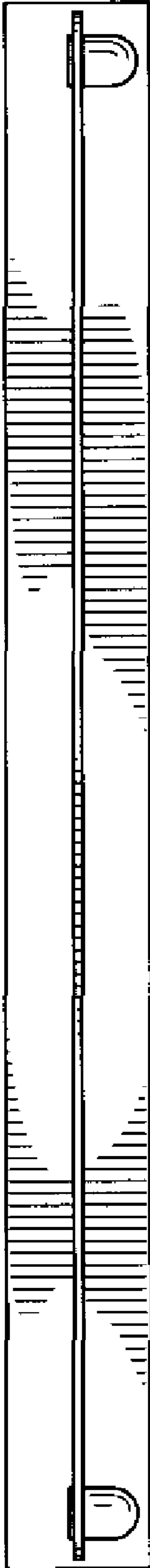


FIG. 4

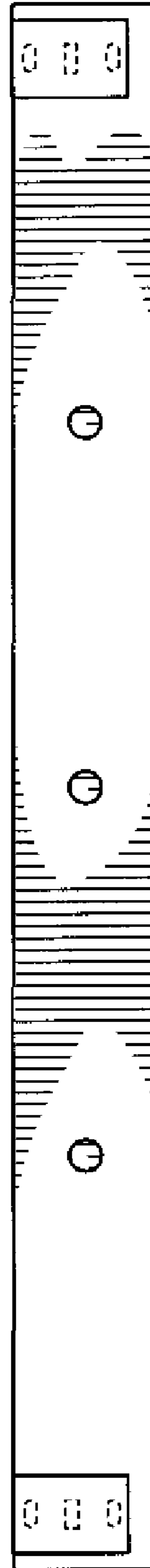


FIG. 5

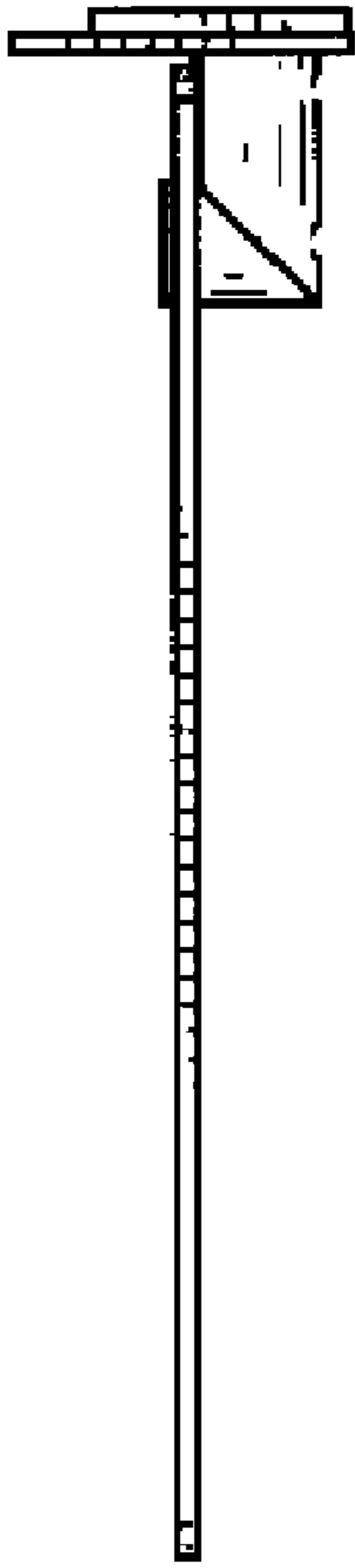


FIG. 6

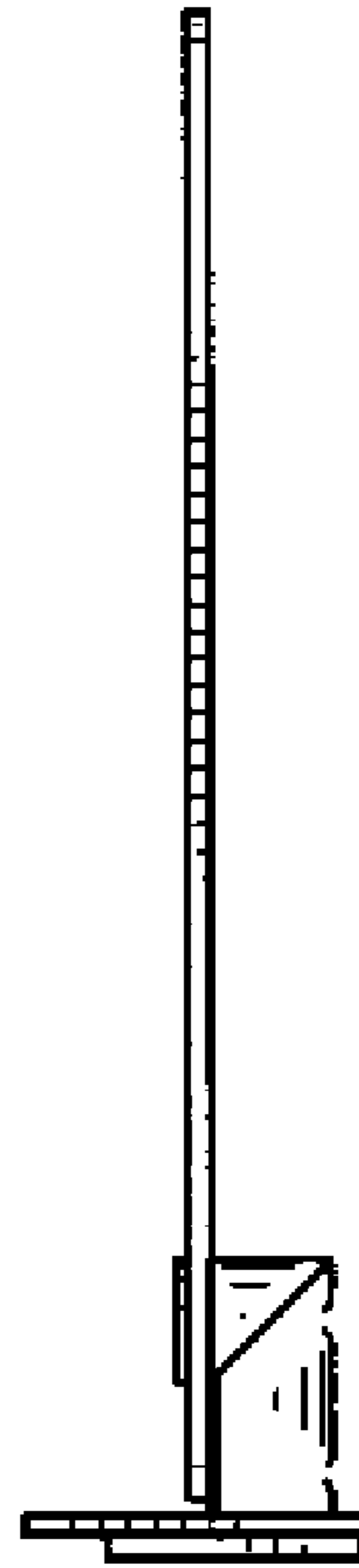


FIG. 7