



US00D557961S

(12) **United States Design Patent**
Haworth

(10) **Patent No.:** **US D557,961 S**

(45) **Date of Patent:** **** Dec. 25, 2007**

(54) **DISPENSER HOUSING**

(75) Inventor: **Brian D. Haworth**, Voorburg (NL)

(73) Assignee: **JohnsonDiversey, Inc.**, Sturtevant, WI (US)

(**) Term: **14 Years**

(21) Appl. No.: **29/282,002**

(22) Filed: **Jul. 9, 2007**

Related U.S. Application Data

(62) Division of application No. 29/240,198, filed on Oct. 11, 2005.

(51) **LOC (8) Cl.** **23-02**

(52) **U.S. Cl.** **D6/545**

(58) **Field of Classification Search** D6/542-545;
221/208, 282, 283; 222/105, 173, 180, 181.1,
222/181.2, 181.3

See application file for complete search history.

(56) **References Cited**

U.S. PATENT DOCUMENTS

D478,445 S * 8/2003 Daansen D6/545

D480,247 S * 10/2003 Ciavarella et al. D6/545

D498,628 S * 11/2004 Rhodenbaugh D6/545

D503,576 S * 4/2005 Reynolds et al. D6/545

D530,125 S * 10/2006 Vignot D6/545

D530,126 S * 10/2006 Reynolds et al. D6/545

* cited by examiner

Primary Examiner—Brian N Vinson

(74) *Attorney, Agent, or Firm*—Gregory S. Bollis

(57) **CLAIM**

I claim the ornamental design for a dispenser housing, as shown and described.

DESCRIPTION

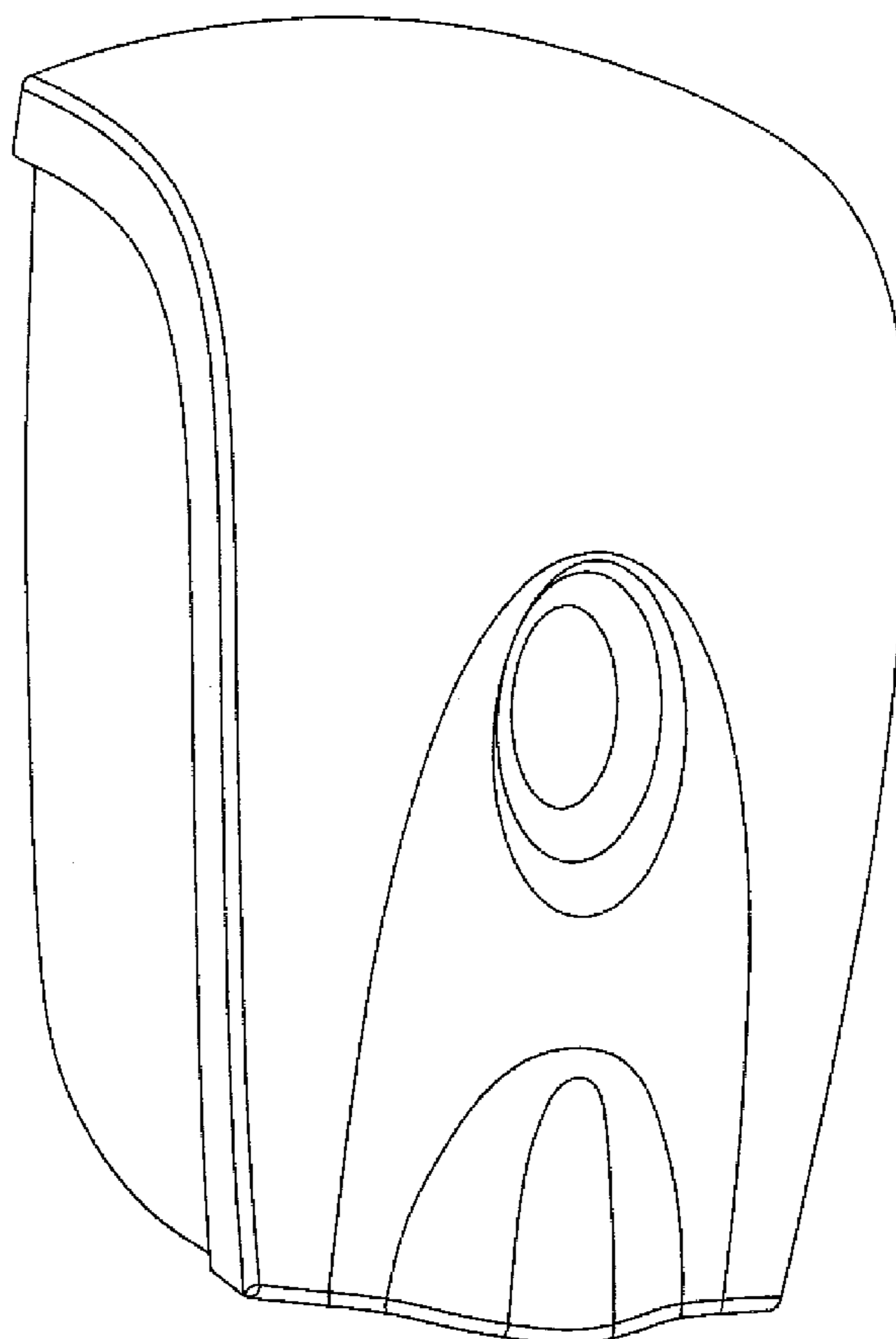
FIG. 1 is a front perspective view of a dispenser housing embodying aspects of the invention.

FIG. 2 is a front view of the dispenser housing shown in FIG. 1.

FIG. 3 is a left side view of the dispenser housing shown in FIG. 1; and,

FIG. 4 is a right side view of the dispenser housing shown in FIG. 1.

1 Claim, 4 Drawing Sheets



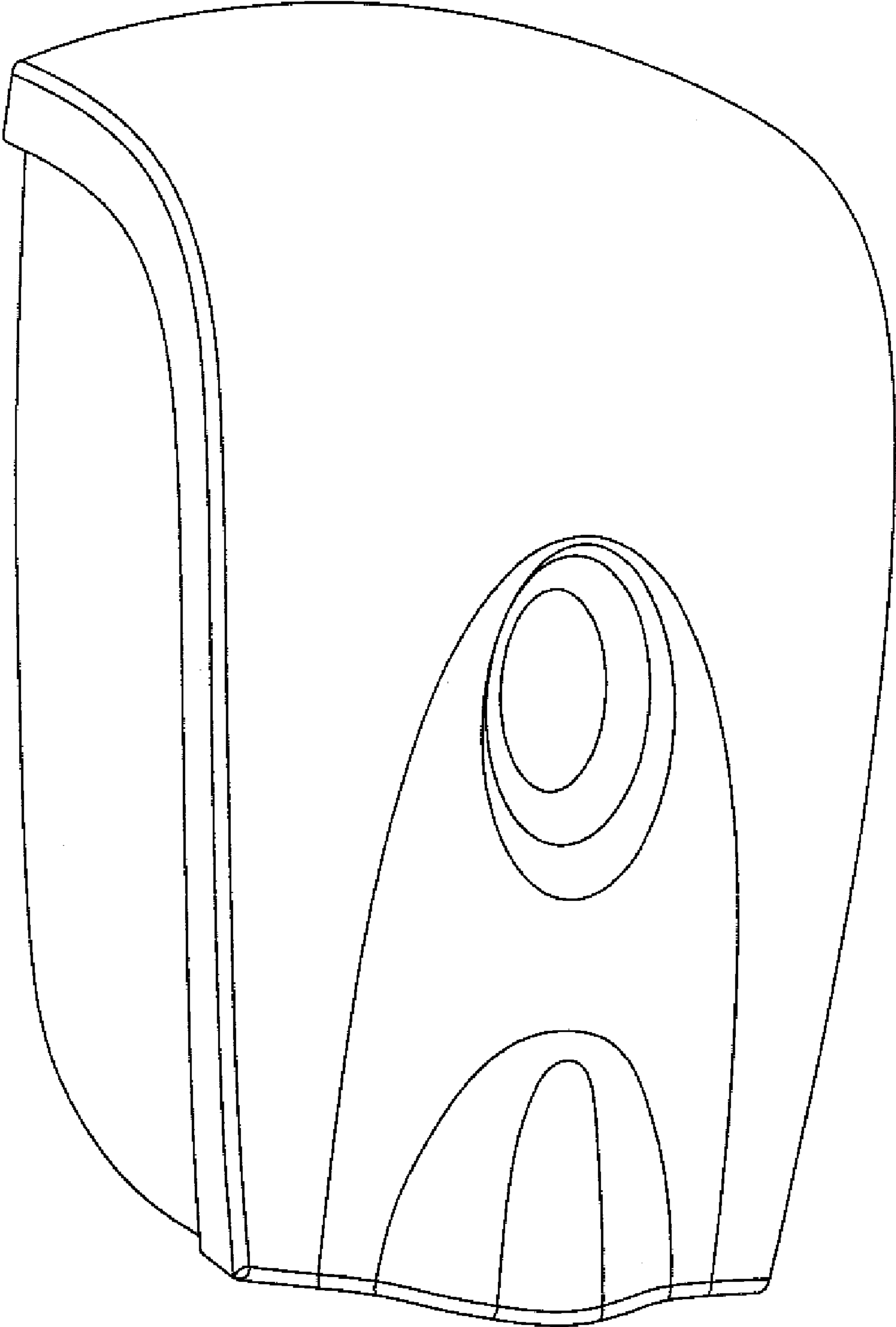


FIG. 1

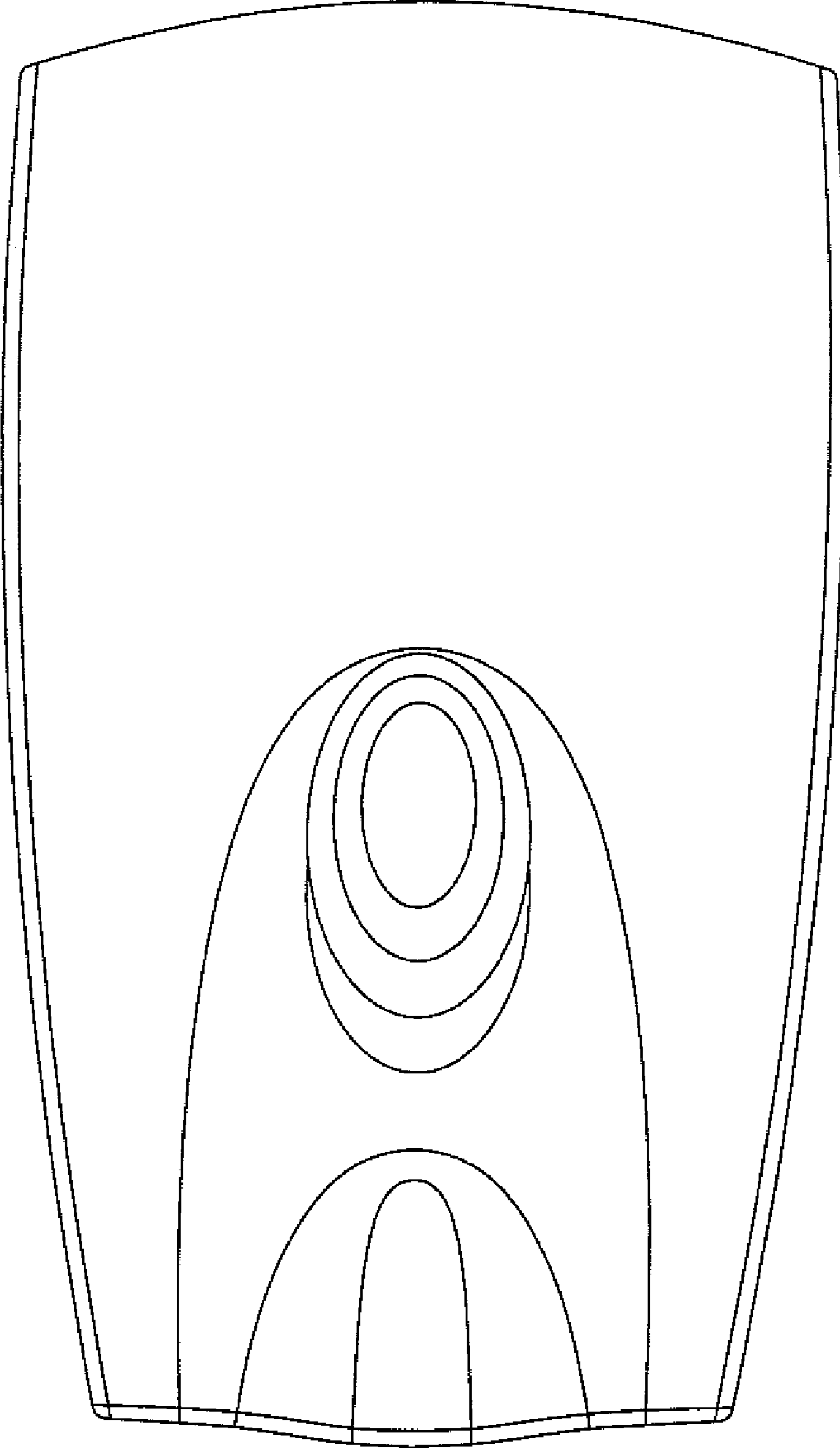


FIG. 2

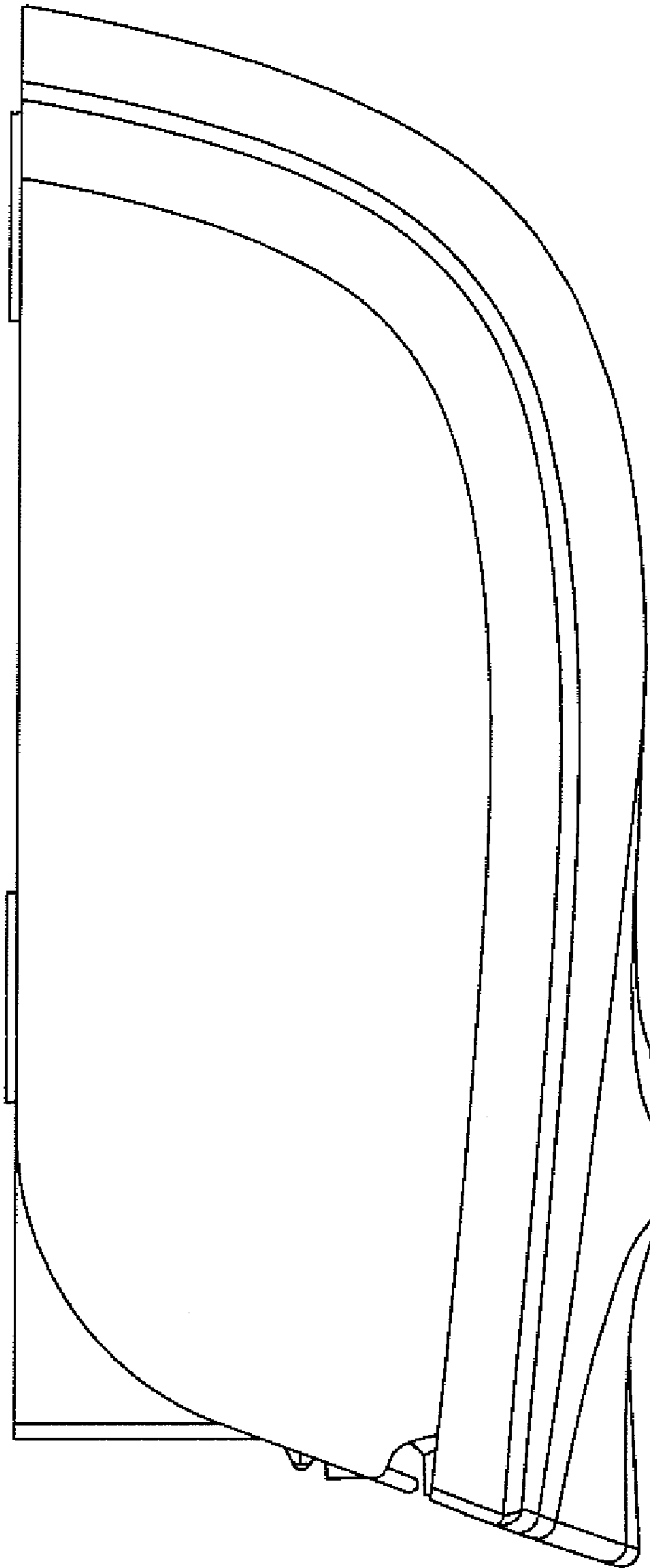


FIG. 3




FIG. 4