



US00D557960S

(12) **United States Design Patent** (10) **Patent No.:** **US D557,960 S**  
**Makowsky** (45) **Date of Patent:** **\*\* Dec. 25, 2007**

(54) **TOOTHPASTE DISPENSER UNIT**  
(76) Inventor: **Brad Lee Makowsky**, 22362 Eagle Rock Way, Laguna Beach, CA (US) 92651-8317

5,875,929 A 3/1999 Nguyen  
D420,843 S \* 2/2000 Cardillo ..... D6/541  
6,364,165 B2 4/2002 Sampson et al.  
6,454,133 B1 9/2002 Lopez et al.  
D470,700 S \* 2/2003 Lai ..... D6/541  
D493,992 S \* 8/2004 Jaggernaut ..... D6/541  
2004/0232164 A1 11/2004 Bardeggia

(\*\*) Term: **14 Years**

\* cited by examiner

(21) Appl. No.: **29/275,614**

*Primary Examiner*—Brian N Vinson  
(74) *Attorney, Agent, or Firm*—William Keyworth; Bill & Mary Lou Inc.

(22) Filed: **Dec. 30, 2006**

(51) **LOC (8) Cl.** ..... **23-02**

(52) **U.S. Cl.** ..... **D6/541**

(58) **Field of Classification Search** ..... D6/541;  
D9/434; 222/92, 95, 99, 104  
See application file for complete search history.

(57) **CLAIM**

The ornamental design for a toothpaste dispenser unit design, as shown and described.

(56) **References Cited**

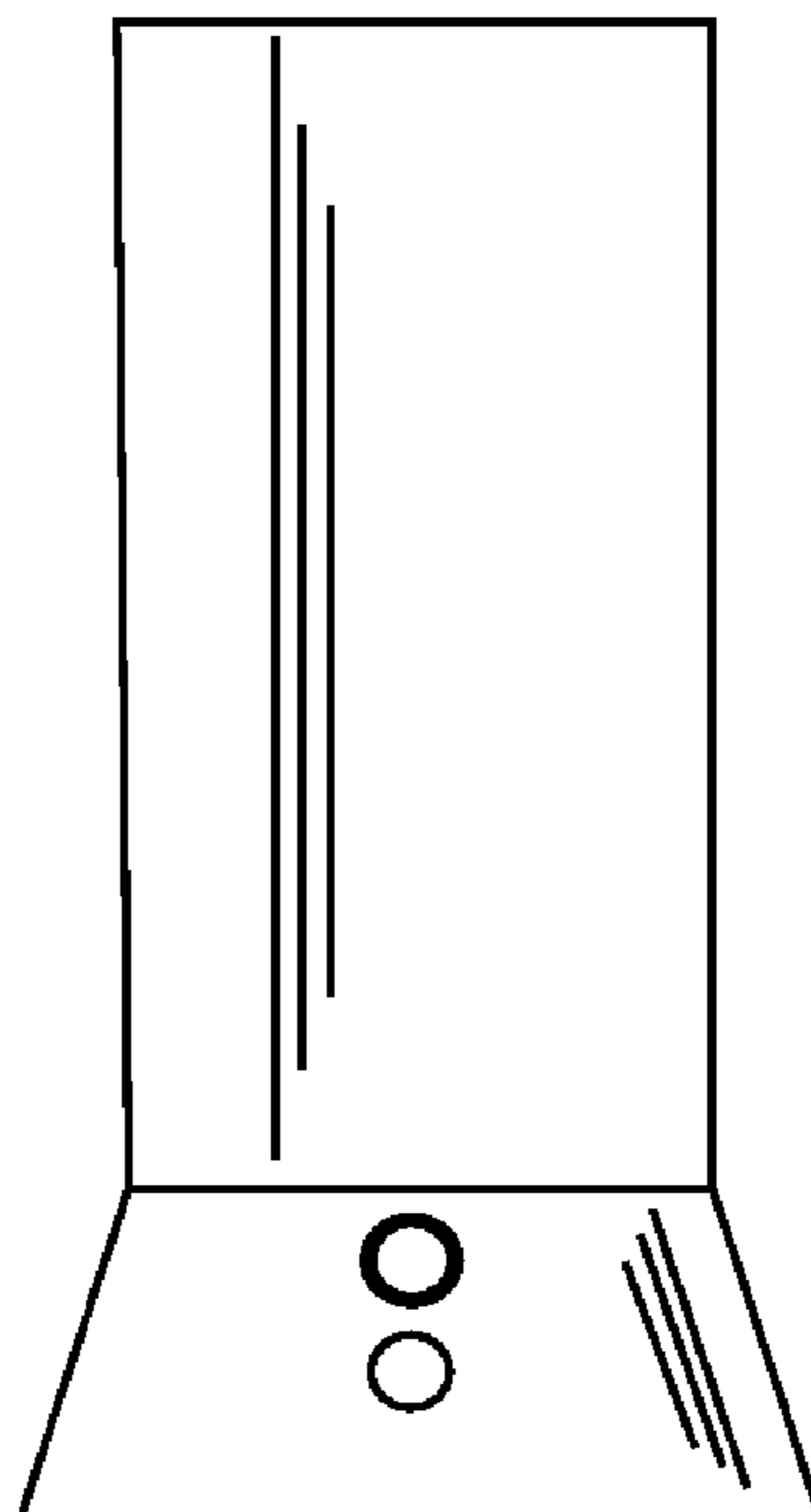
**DESCRIPTION**

U.S. PATENT DOCUMENTS

1,728,147	A	9/1929	Winsor	
1,891,292	A	12/1932	Van Buren	
2,837,243	A	6/1958	La Zebnik	
3,738,533	A	6/1973	Bertrand	
3,860,147	A	1/1975	Vessio et al.	
4,182,464	A	1/1980	Orrey	
4,234,104	A	11/1980	Apuzzo, Jr. et al.	
4,418,840	A	12/1983	Gardner, Sr.	
4,508,242	A	4/1985	Wolfe	
4,629,095	A	12/1986	Smith	
5,050,773	A	9/1991	Choi	
5,195,659	A	3/1993	Eiskant	
5,215,218	A	6/1993	Choi	
5,397,030	A	3/1995	Williams	
5,447,255	A	9/1995	Smedley	
D368,612	S *	4/1996	Amin ..... D6/541	
D398,467	S *	9/1998	Kunik ..... D6/541	

FIG. 1 is a front view of the toothpaste dispenser unit design. FIG. 2 is a side view of the toothpaste dispenser unit design. The opposite side view is a mirror image and therefore is not shown. FIG. 3 is a bottom view of the toothpaste dispenser unit design. FIG. 4 is a top view of the toothpaste dispenser unit design. FIG. 5 shows a perspective view of the toothpaste dispenser unit design; and, FIG. 6 is a perspective view of the toothpaste dispenser unit design showing the parts of the unit. The broken line showing of a toothbrush and toothpaste tube is for illustrative purposes only and forms no part of the claimed design.

**1 Claim, 3 Drawing Sheets**



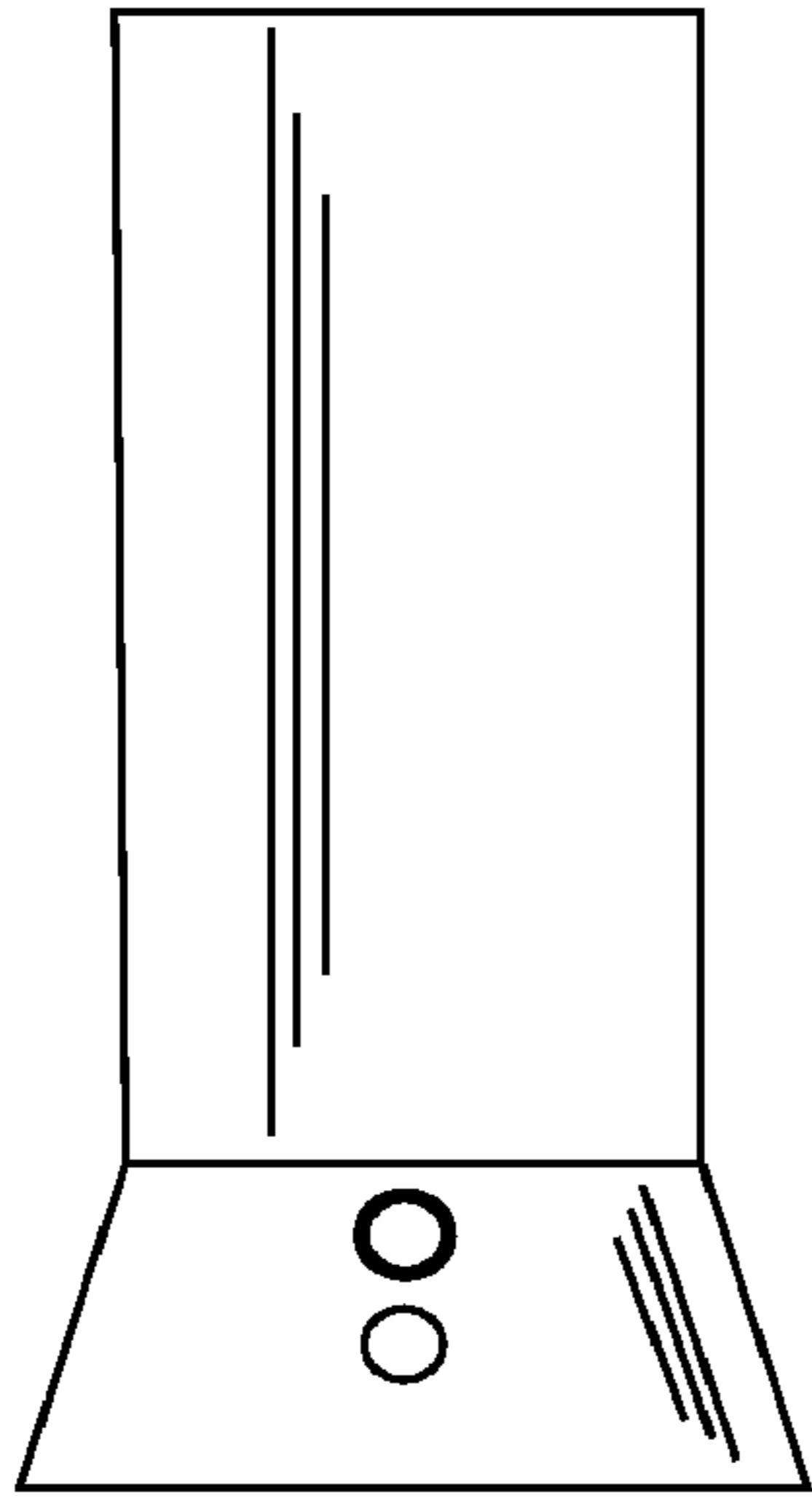


Fig. 1




Fig. 3

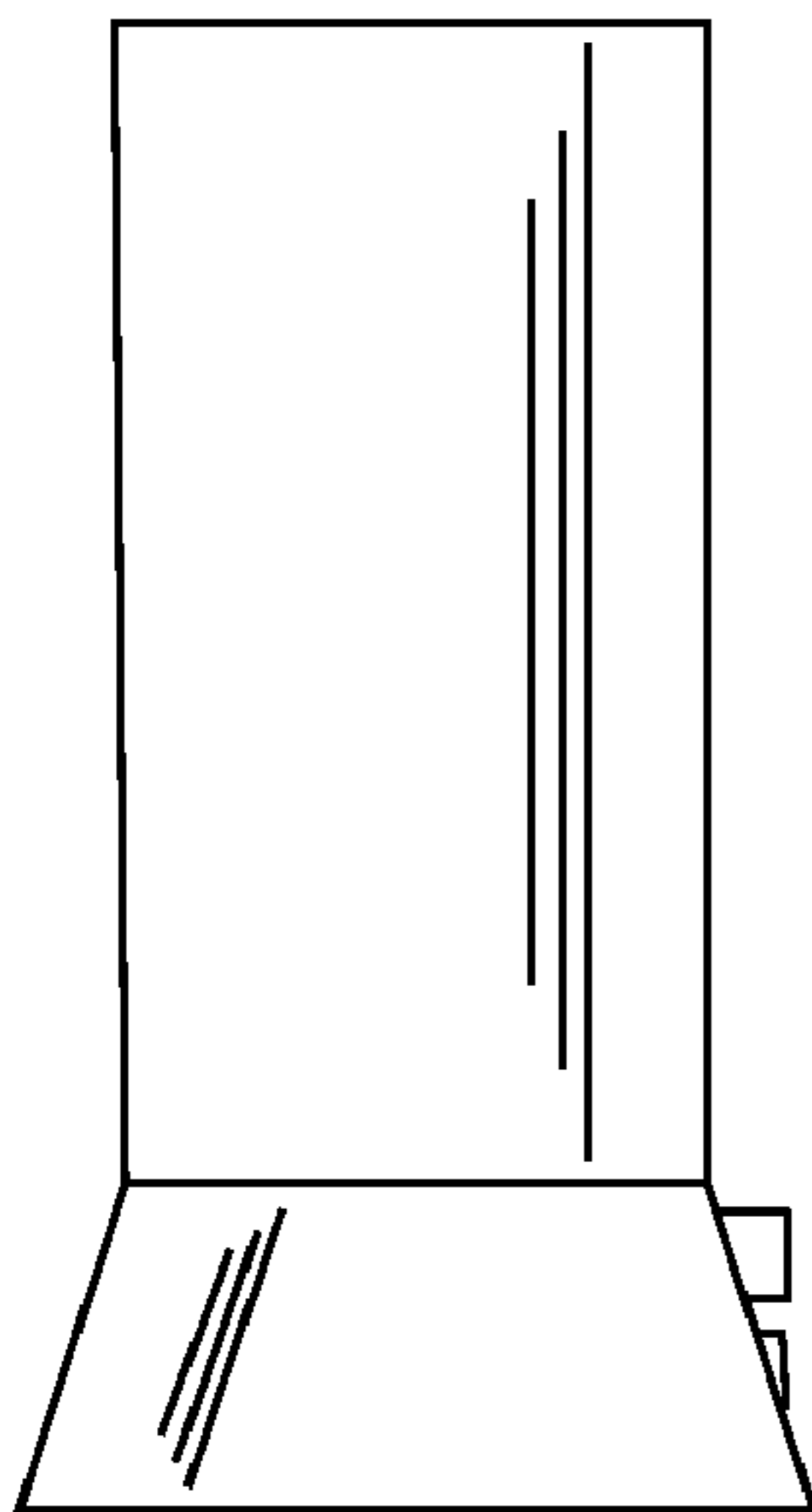


Fig. 2

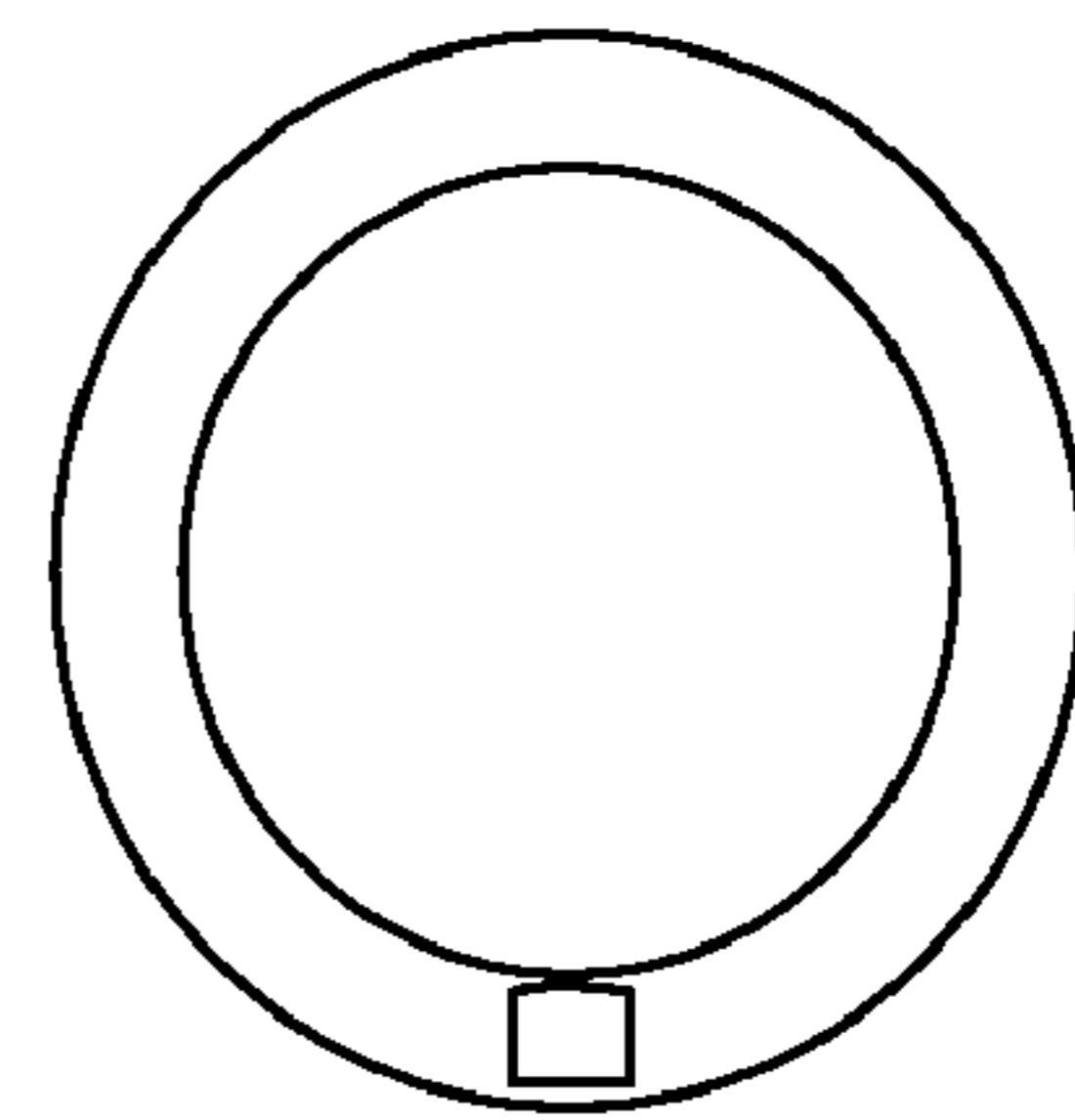


Fig. 4

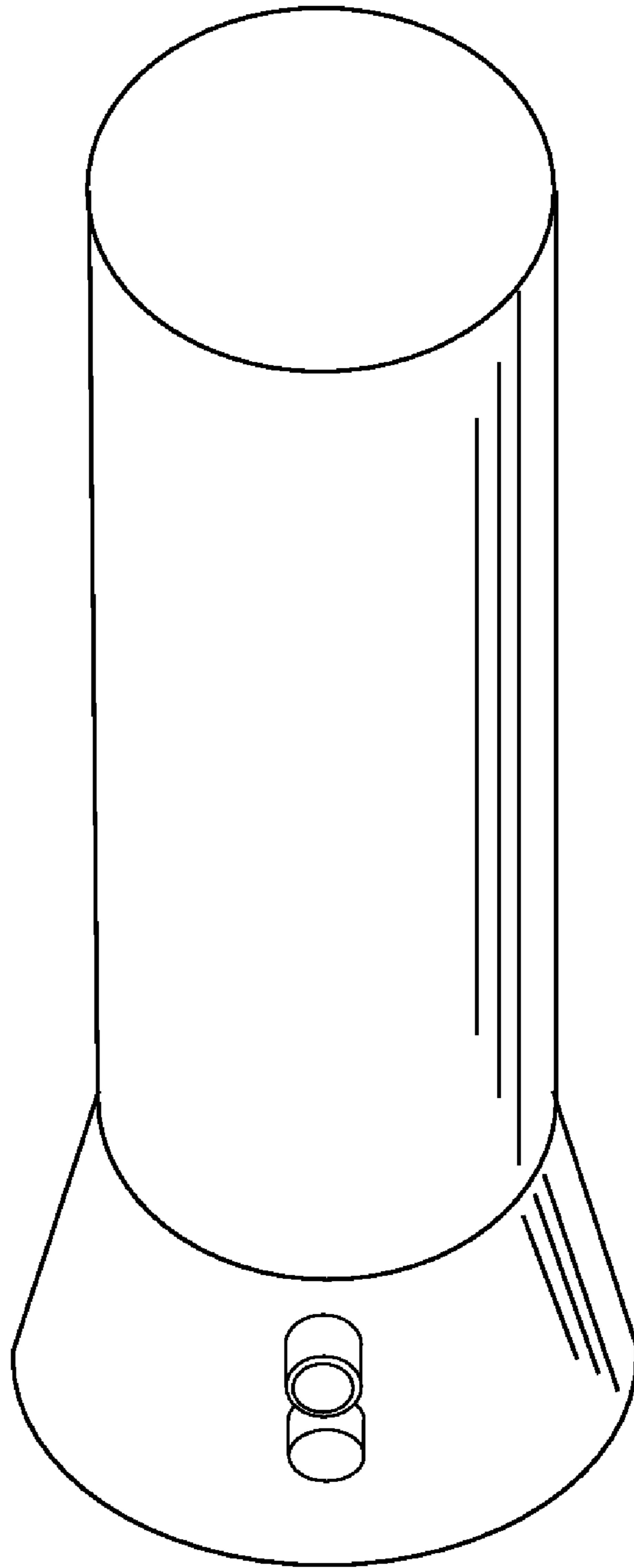


Fig. 5

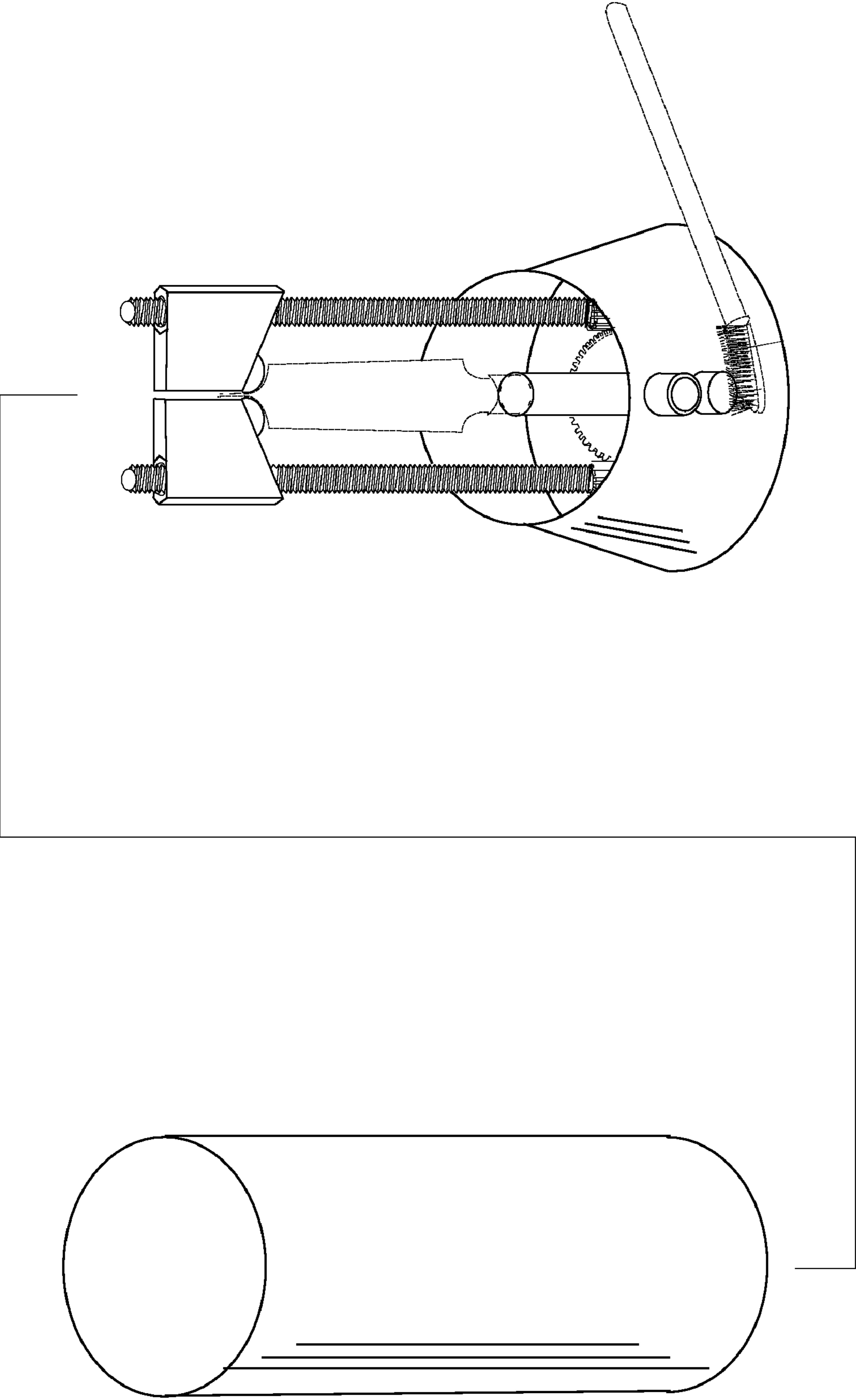


Fig. 6