



US00D557959S

(12) **United States Design Patent**
Pommier et al.

(10) **Patent No.:** **US D557,959 S**

(45) **Date of Patent:** **** Dec. 25, 2007**

(54) **PAPER DISPENSER**

(75) Inventors: **Nicolas Pommier**, Colmar (FR);
Jean-Louis Neveu, Colmar (FR);
Philippe Guillemette, Caen (FR)

(73) Assignee: **Georgia-Pacific France** (FR)

(**) Term: **14 Years**

(21) Appl. No.: **29/269,441**

(22) Filed: **Nov. 30, 2006**

(30) **Foreign Application Priority Data**

Jun. 7, 2006 (EM) 000540422

(51) **LOC (8) Cl.** **23-02**

(52) **U.S. Cl.** **D6/523**

(58) **Field of Classification Search** D6/515-523;
242/560, 570, 590, 598; 312/34.1; 206/389;
211/85.5

See application file for complete search history.

(56) **References Cited**

U.S. PATENT DOCUMENTS

2,943,777 A * 7/1960 Dvoracek D6/520
D356,707 S * 3/1995 Morand D6/522
D363,628 S * 10/1995 McCanless D6/522

D386,922 S * 12/1997 Sedlock D6/522
D399,084 S * 10/1998 Tramontina D6/522
D403,905 S * 1/1999 Tramontina D6/522
D426,412 S * 6/2000 Cameron D6/522
D441,231 S * 5/2001 Purcell et al. D6/522
D441,578 S * 5/2001 Andersson D6/518

* cited by examiner

Primary Examiner—Brian N Vinson

(74) *Attorney, Agent, or Firm*—Joel T. Charlton


(57) **CLAIM**

The ornamental design for a paper dispenser, as shown and described.

DESCRIPTION

FIG. 1 is a perspective view of the paper dispenser;
FIG. 2 is a front view of the paper dispenser;
FIG. 3 is an enlarged front view of the dispenser opening of the paper dispenser;
FIG. 4 is a right side view of the paper dispenser;
FIG. 5 is a left side view of the paper dispenser;
FIG. 6 is a top view of the paper dispenser;
FIG. 7 is a bottom view of the paper dispenser; and,
FIG. 8 is a back view of the paper dispenser.

1 Claim, 8 Drawing Sheets






FIGURE 1



FIGURE 2




FIGURE 3




FIGURE 4




FIGURE 5




FIGURE 6




FIGURE 7




FIGURE 8