



US00D557955S

(12) **United States Design Patent**
Parshad

(10) **Patent No.:** **US D557,955 S**

(45) **Date of Patent:** **** Dec. 25, 2007**

(54) **OVERHEAD CABINET**

(75) Inventor: **David Parshad**, Markham (CA)

(73) Assignee: **Inscap Corporation**, Holland Landing,
Ontario (CA)

(**) Term: **14 Years**

(21) Appl. No.: **29/258,995**

(22) Filed: **May 2, 2006**

(30) **Foreign Application Priority Data**

Apr. 3, 2006 (CA) 115264

(51) **LOC (8) Cl.** **06-04**

(52) **U.S. Cl.** **D6/509**

(58) **Field of Classification Search** D6/396,
D6/397, 421-423, 426, 491, 492, 431, 432,
D6/436, 441, 445-448, 509-511; 312/140.1,
312/198, 200, 243, 245, 247
See application file for complete search history.

(56) **References Cited**

U.S. PATENT DOCUMENTS

1,074,076	A *	9/1913	Wiechert	312/140.1
D202,956	S *	11/1965	Freyer et al.	D6/509
D218,325	S *	8/1970	Sherman	D6/431
D312,014	S *	11/1990	Friedman	D6/509
D325,309	S	4/1992	Worrell		
5,172,969	A	12/1992	Reuter et al.		
5,183,319	A *	2/1993	Pearson et al.	312/196
D339,934	S *	10/1993	Reuter	D6/441
D432,816	S *	10/2000	Hellwig et al.	D6/441
D437,716	S *	2/2001	Chau et al.	D6/509
D441,563	S *	5/2001	Chau et al.	D6/422
D466,723	S *	12/2002	Heidmann et al.	D6/441

6,591,555	B2	7/2003	King et al.
2002/0108330	A1	8/2002	Yu et al.
2004/0154233	A1	8/2004	Hodges

OTHER PUBLICATIONS

Allsteel "Terrace"—2 sheets.
Haworth "Premise"—2 sheets.
KI Wireworks—1 sheet.
Knoll "Reuter Bin"—1 sheet.
KI "PKB"—1 sheet.

* cited by examiner

Primary Examiner—Mimosa De

(74) *Attorney, Agent, or Firm*—Riches, McKenzie &
Herbert LLP

(57) **CLAIM**

I claim the ornamental design for an overhead cabinet, as shown and described.

DESCRIPTION

FIG. 1 is a perspective view of an overhead cabinet showing my new design;

FIG. 2 is a front elevation view thereof;

FIG. 3 is a top elevation view thereof;

FIG. 4 is a bottom elevation view thereof;

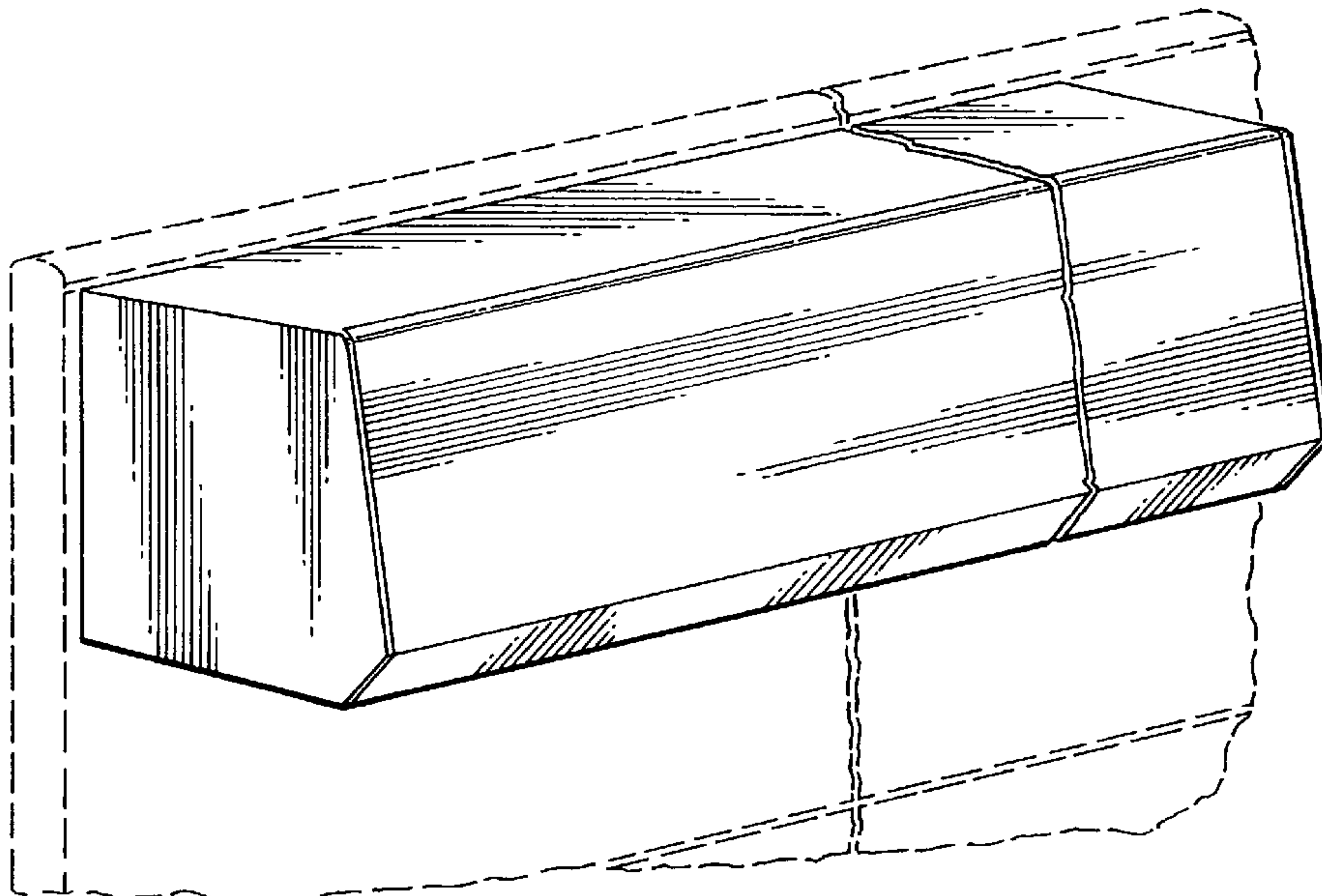
FIG. 5 is a left side elevation view thereof; and,

FIG. 6 is a right side elevation view thereof.

The cabinet is shown broken away to indicate indeterminate length, it being understood that the design continues uniformly along its length.

The broken line shown in FIG. 1 is for illustrative purposes only and forms no part of the claimed design.

1 Claim, 2 Drawing Sheets



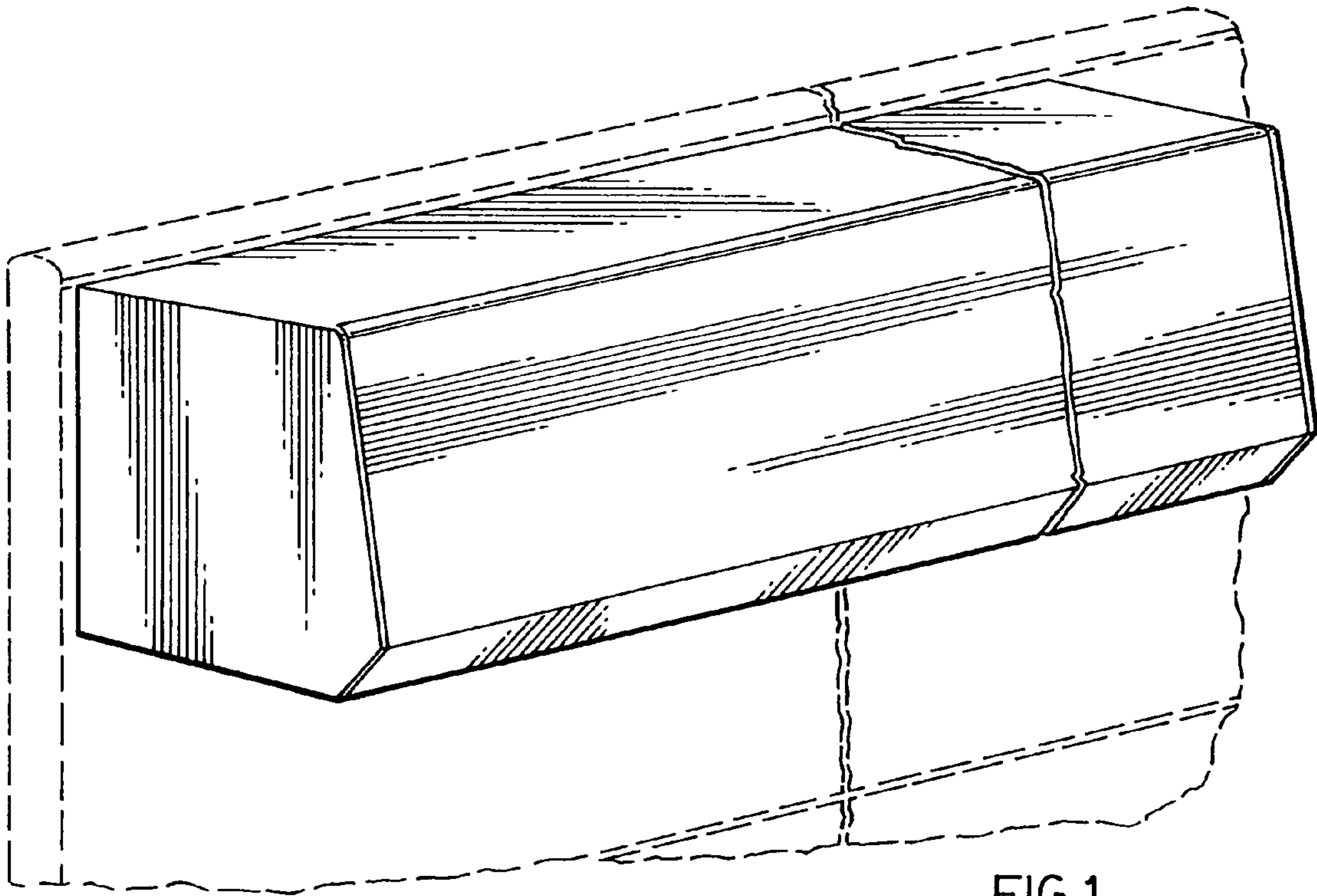


FIG. 1.

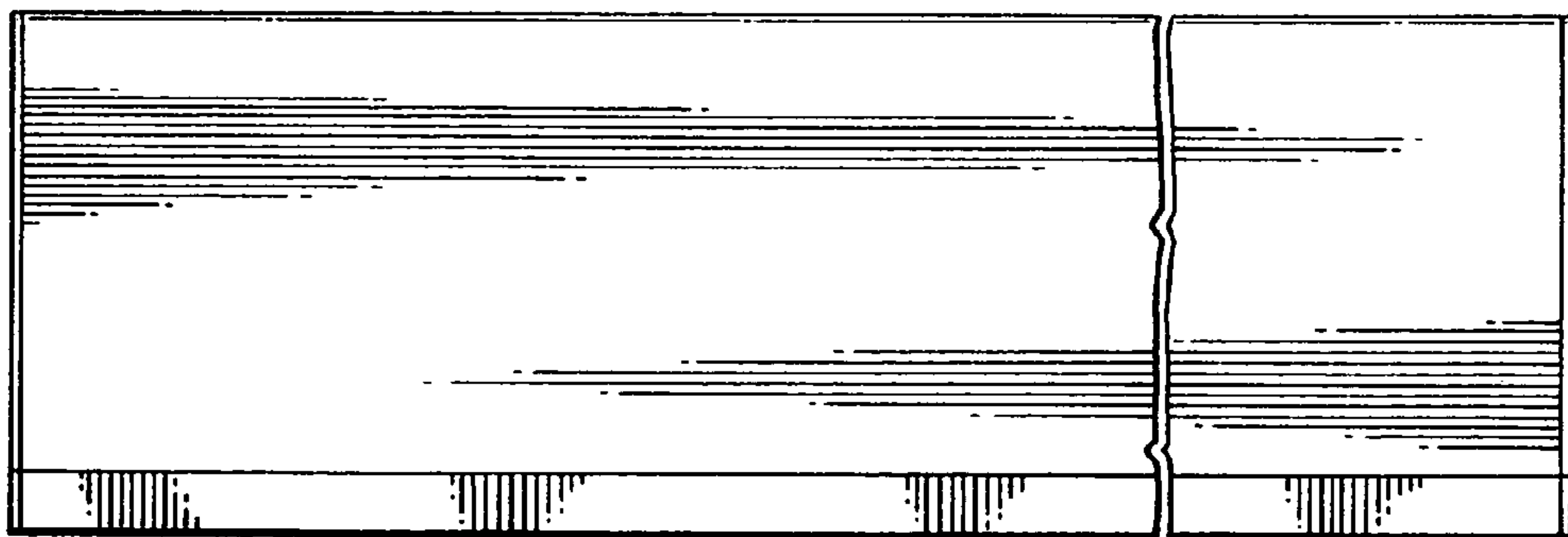


FIG. 2.

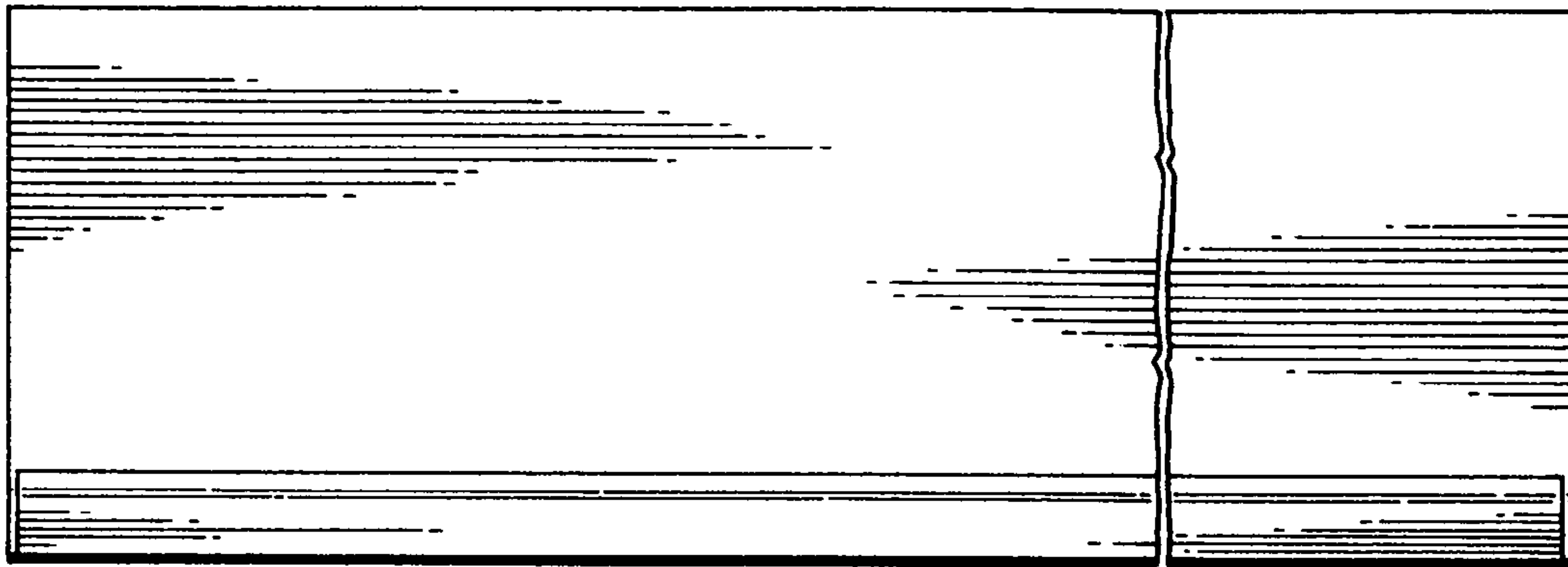


FIG. 3.

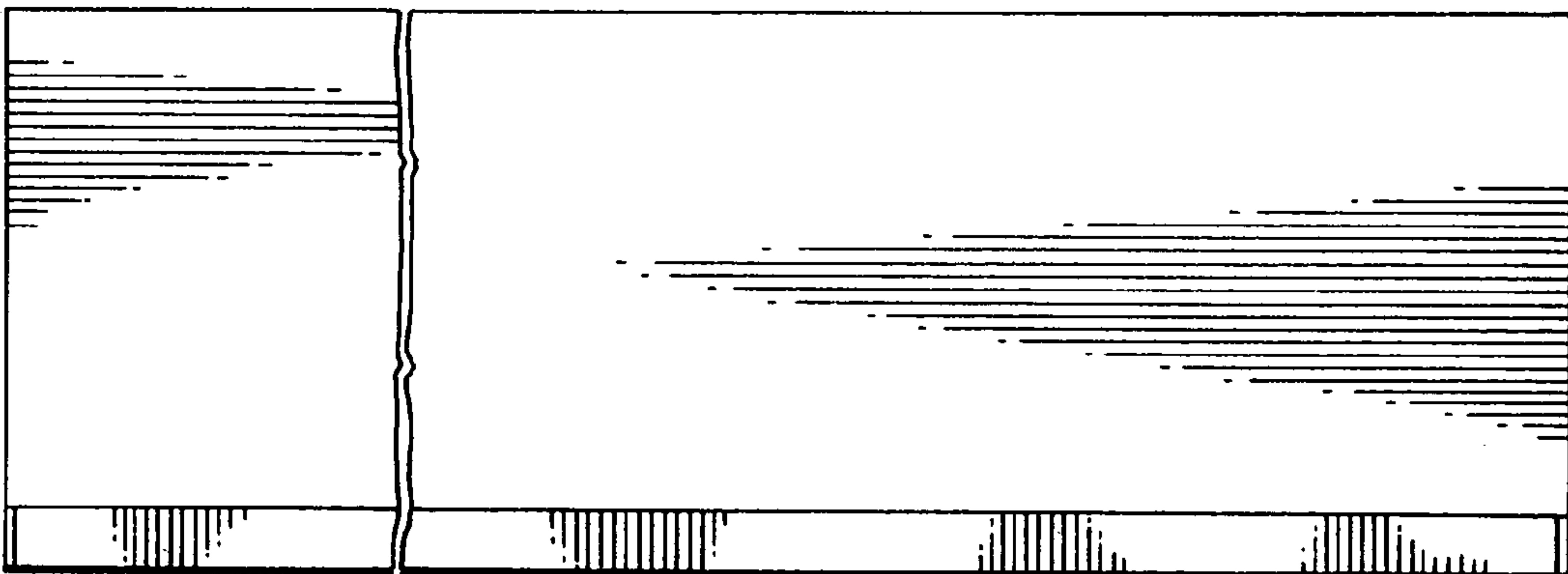


FIG. 4.

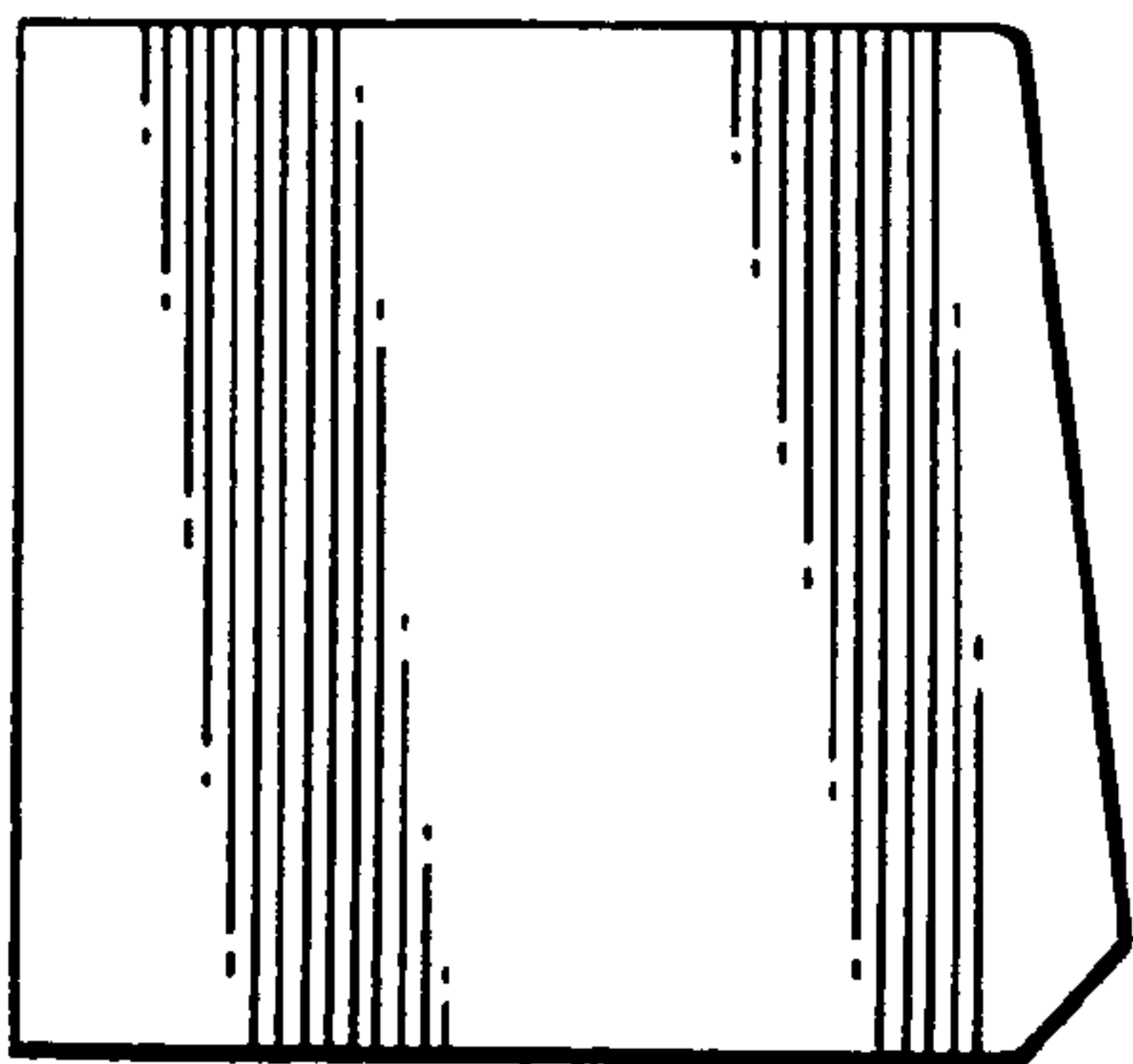


FIG. 5.

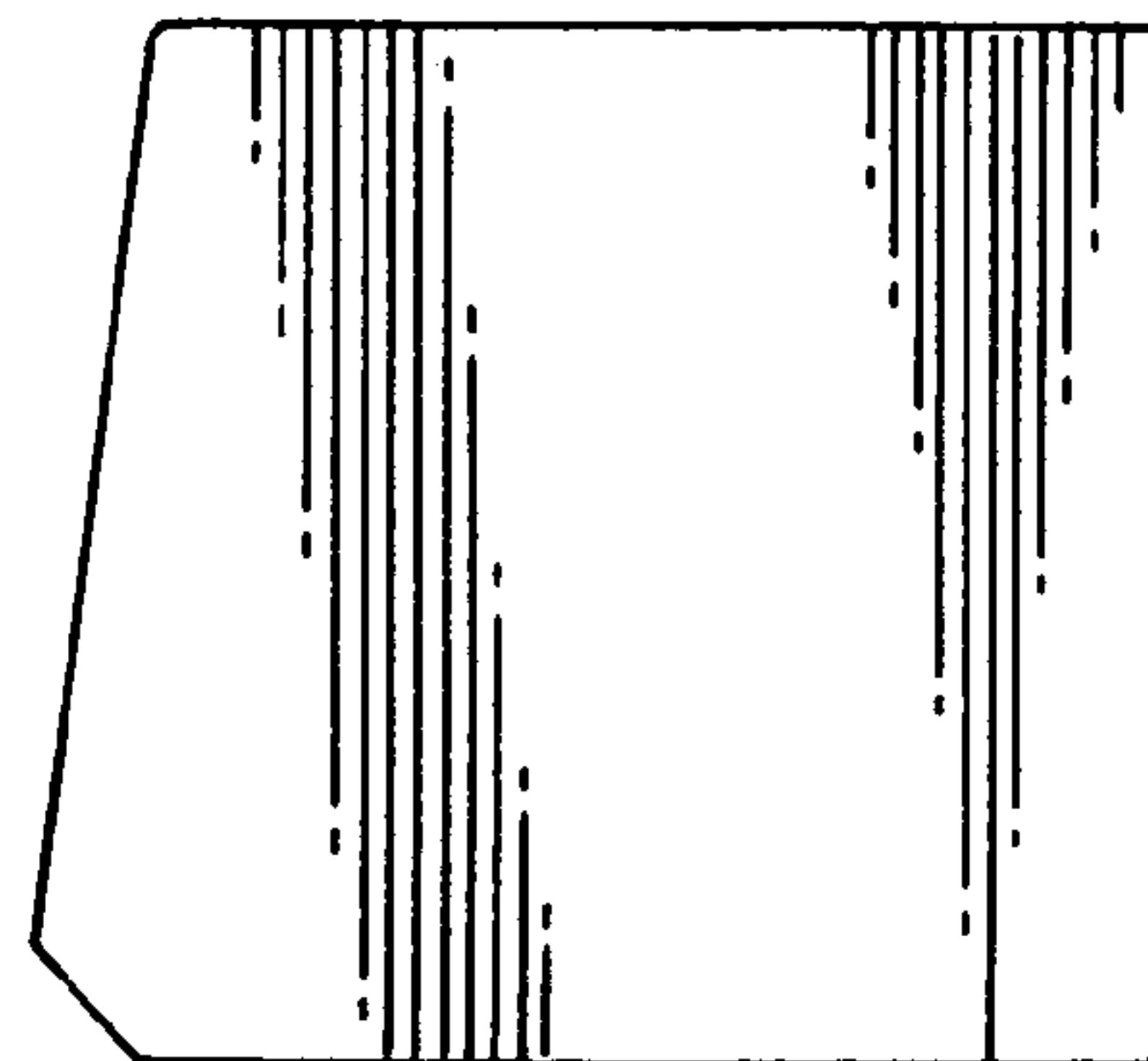


FIG. 6.