

US00D557938S

(12) **United States Design Patent**
Thompson

(10) **Patent No.:** **US D557,938 S**

(45) **Date of Patent:** **** Dec. 25, 2007**

(54) **DISPLAY CABINET**

(75) **Inventor:** **David W. Thompson**, New Albany, OH
(US)

(73) **Assignee:** **American Signature, Inc.**, Columbus,
OH (US)

(**) **Term:** **14 Years**

(21) **Appl. No.:** **29/259,898**

(22) **Filed:** **May 17, 2006**

(51) **LOC (8) Cl.** **06-04**

(52) **U.S. Cl.** **D6/470**

(58) **Field of Classification Search** D6/432,
D6/436, 437-439, 444-448, 441, 470, 477-479;
312/114, 204, 224, 278-279, 109, 290, 324,
312/107, 311

See application file for complete search history.

(56) **References Cited**

U.S. PATENT DOCUMENTS

- D227,846 S * 7/1973 Adkinson D6/436
- D313,707 S * 1/1991 Henley et al. D6/470
- D332,357 S * 1/1993 Keller D6/438
- D390,042 S * 2/1998 Walters et al. D6/434

- D421,857 S * 3/2000 Keller D6/434
- D436,462 S * 1/2001 Gesing D6/447
- D448,204 S * 9/2001 McDaniel et al. D6/446
- D462,198 S * 9/2002 O'Hare D6/446

* cited by examiner

Primary Examiner—Caron D. Veynar

Assistant Examiner—Kelley A. Donnelly

(74) *Attorney, Agent, or Firm*—Wood, Herron & Evans,
L.L.P.

(57) **CLAIM**

The ornamental design for a display cabinet, as shown and described.

DESCRIPTION

FIG. 1 is a front elevational view of a display cabinet showing my new design.


FIG. 2 is a right-side elevational view thereof, with the left-side elevational view thereof being a mirror image;

FIG. 3 is a rear elevational view thereof;

FIG. 4 is a top plan view thereof; and,

FIG. 5 is a bottom plan view thereof.

1 Claim, 4 Drawing Sheets






FIG. 1

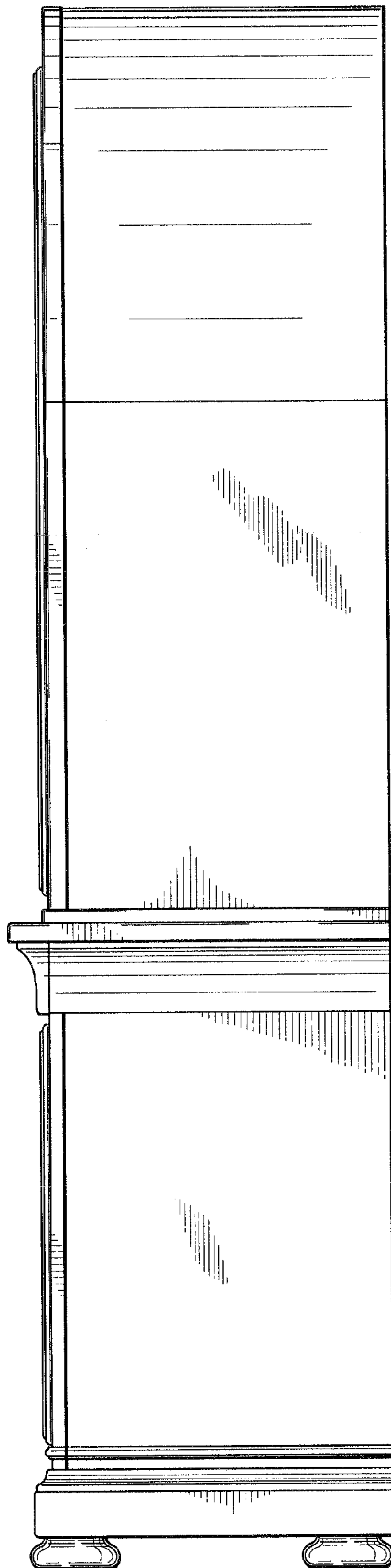


FIG. 2

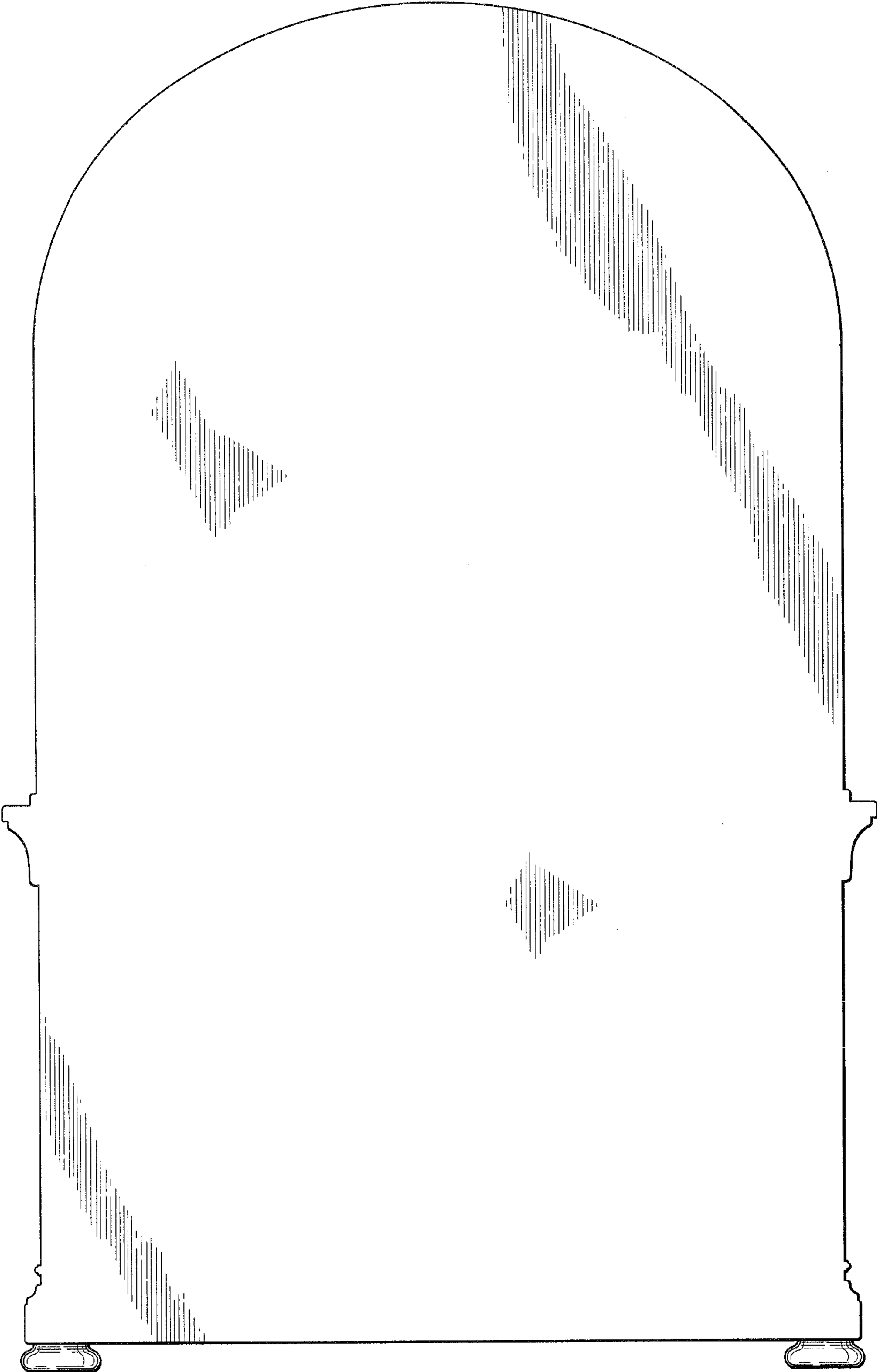


FIG. 3




FIG. 4

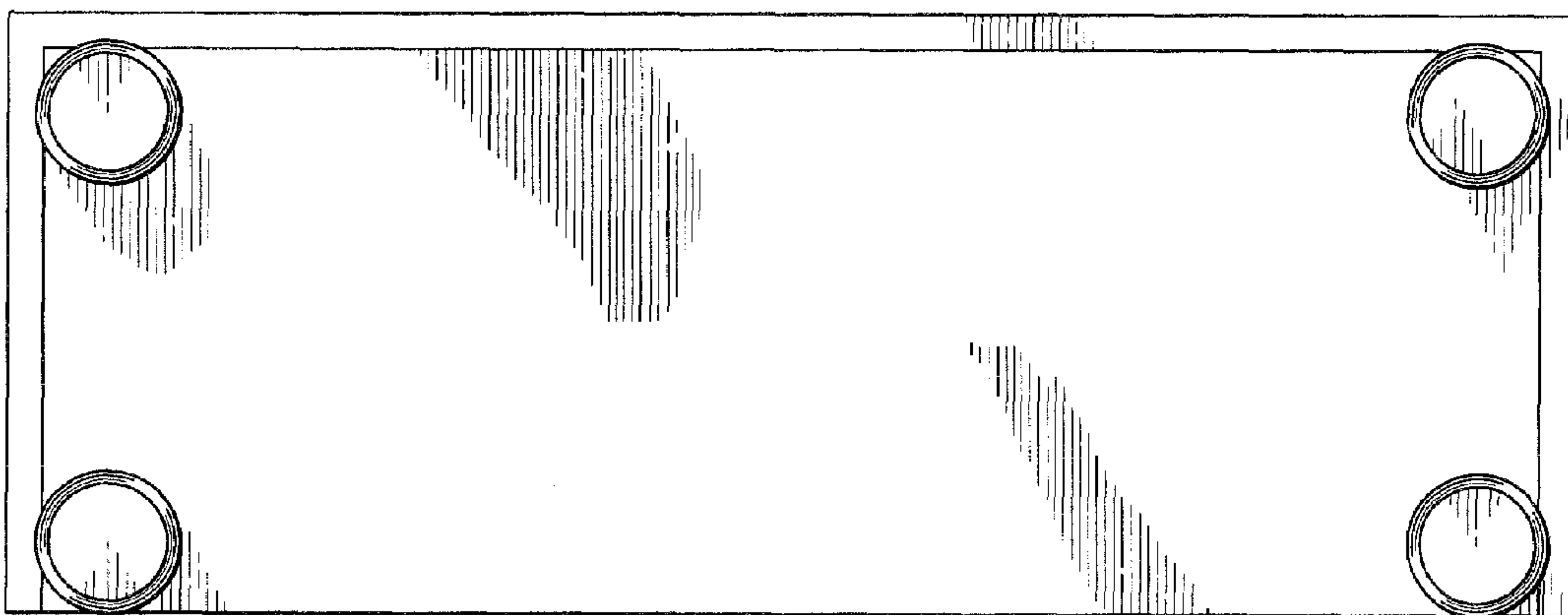


FIG. 5