



US00D557933S

(12) **United States Design Patent**  
**Thompson**

(10) **Patent No.:** **US D557,933 S**

(45) **Date of Patent:** **\*\* Dec. 25, 2007**

(54) **DRESSER**

D516,343 S \* 3/2006 Domack et al. .... D6/446  
D527,546 S \* 9/2006 Mohundro .... D6/446

(75) Inventor: **David W. Thompson**, New Albany, OH  
(US)

\* cited by examiner

(73) Assignee: **American Signature, Inc.**, Columbus,  
OH (US)

*Primary Examiner*—Caron D. Veynar  
*Assistant Examiner*—Kelley A. Donnelly  
(74) *Attorney, Agent, or Firm*—Wood, Herron & Evans,  
L.L.P.

(\*\*) Term: **14 Years**

(21) Appl. No.: **29/258,323**

(57) **CLAIM**

(22) Filed: **Apr. 20, 2006**

The ornamental design for a dresser, as shown and described.

(51) **LOC (8) Cl.** ..... **06-04**

(52) **U.S. Cl.** ..... **D6/444**

(58) **Field of Classification Search** ..... D6/432,  
D6/436, 437-439, 444-448, 441, 470, 477-479;  
312/114, 204, 224, 278-279, 109, 290, 324,  
312/107, 311

See application file for complete search history.

**DESCRIPTION**

FIG. 1 is a front elevational view of a dresser with mirror showing my new design.

FIG. 2 is a right-side elevational view thereof, with the left-side elevational view thereof being a mirror image.

FIG. 3 is a rear elevational view thereof.

FIG. 4 is a top plan view thereof; and,

FIG. 5 is a bottom plan view thereof.


The broken lines are to depict environment and form no part of the claimed design.

(56) **References Cited**

U.S. PATENT DOCUMENTS

D374,569 S \* 10/1996 Paus ..... D6/444  
D374,783 S \* 10/1996 Keller et al. .... D6/444  
D470,686 S \* 2/2003 O'Hare ..... D6/434  
D480,896 S \* 10/2003 Paus ..... D6/446

**1 Claim, 3 Drawing Sheets**



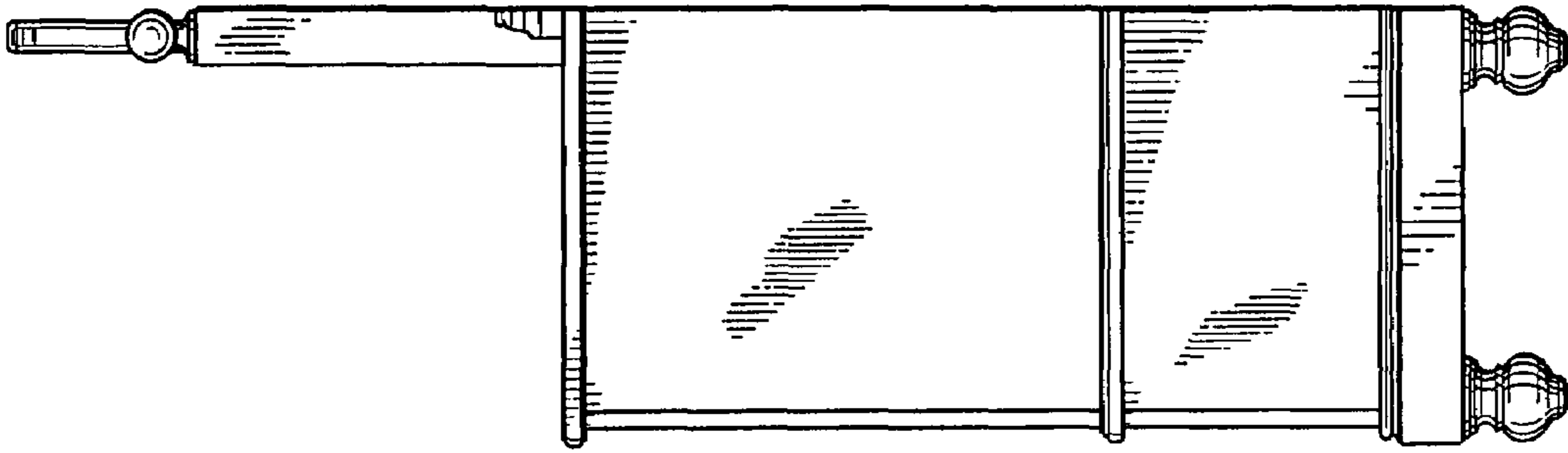


FIG. 2




FIG. 1

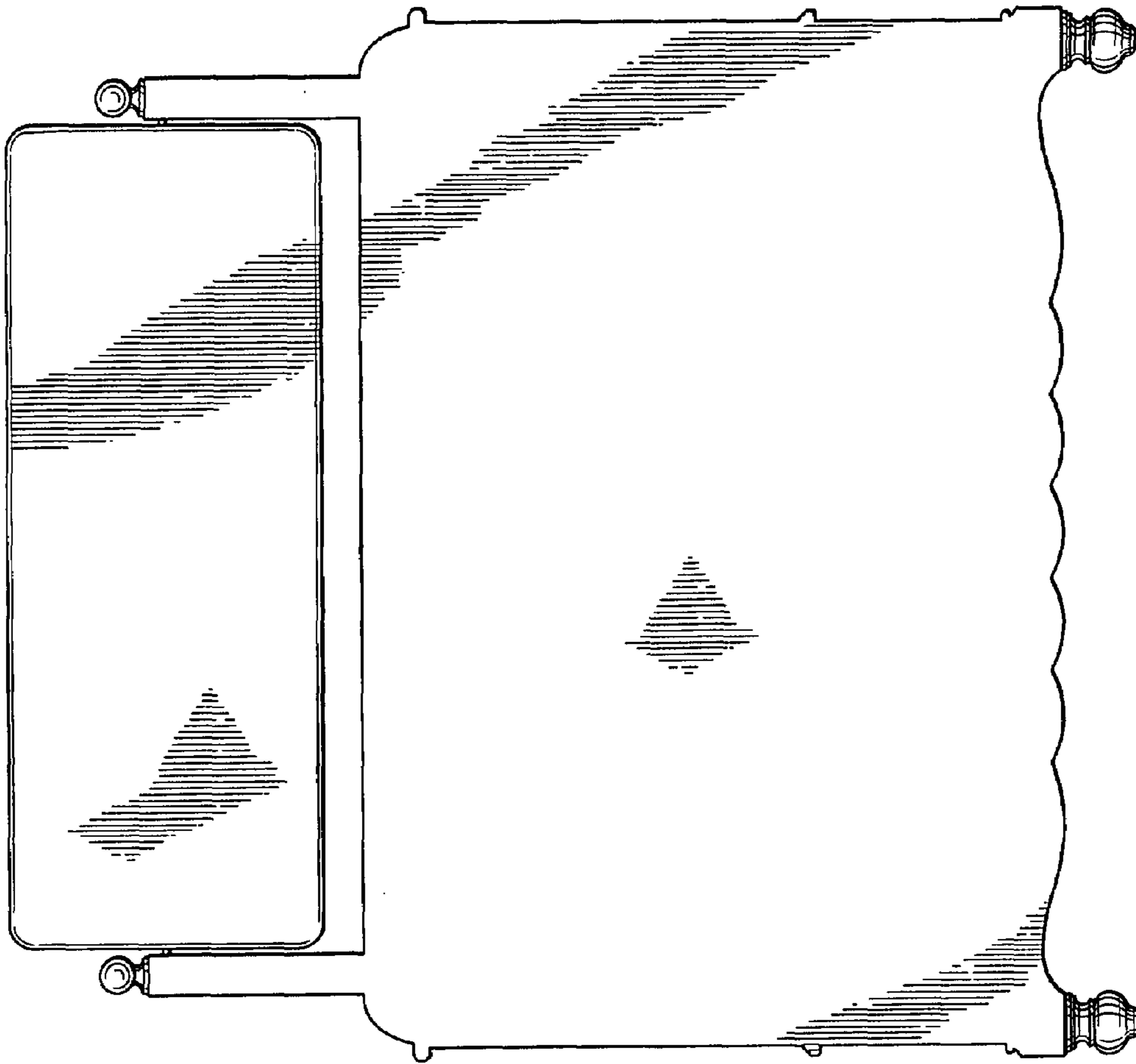


FIG. 3

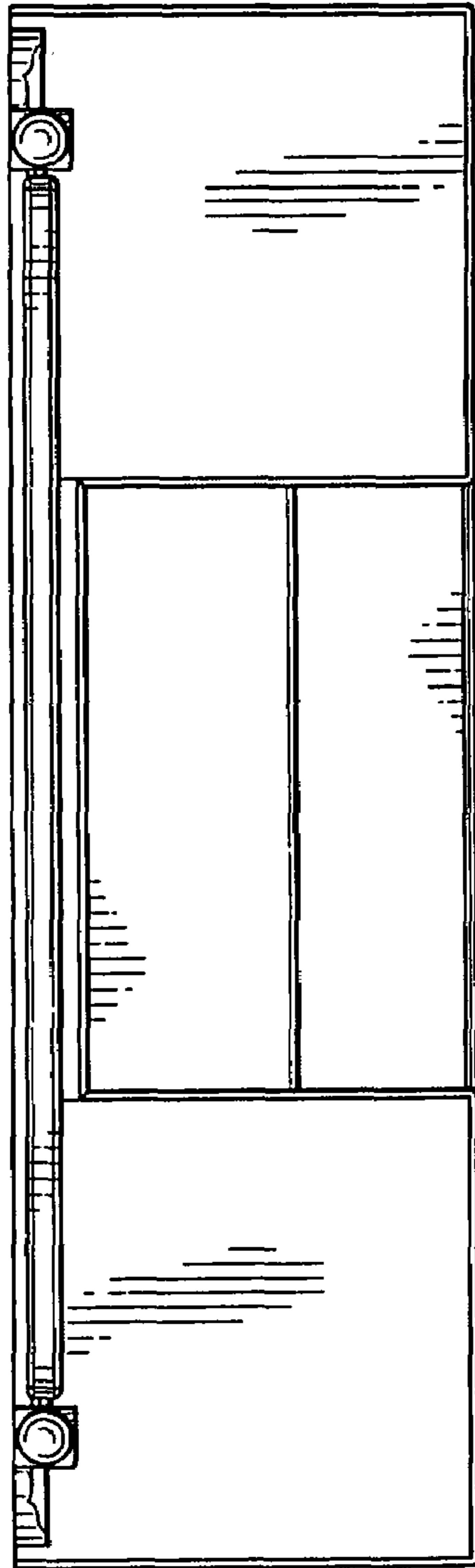


FIG. 4




FIG. 5