

US00D557932S

(12) **United States Design Patent**
Thompson

(10) **Patent No.:** **US D557,932 S**

(45) **Date of Patent:** **** Dec. 25, 2007**

(54) **VANITY**

(75) Inventor: **David W. Thompson**, New Albany, OH (US)

(73) Assignee: **American Signature, Inc.**, Columbus, OH (US)

(**) Term: **14 Years**

(21) Appl. No.: **29/255,914**

(22) Filed: **Mar. 14, 2006**

(51) **LOC (8) Cl.** **06-04**

(52) **U.S. Cl.** **D6/444**

(58) **Field of Classification Search** D6/153-154,
D6/157-158, 159-160, 163, 165-172, 397,
D6/399, 426, 436, 432, 437, 438, 480, 440-444
See application file for complete search history.

(56) **References Cited**

U.S. PATENT DOCUMENTS

D63,661 S *	12/1923	Schmitt	D6/426
D243,053 S *	1/1977	Adkinson	D6/426
D265,155 S *	6/1982	Bravo	D6/438
D311,832 S *	11/1990	Keller	D6/444
D420,528 S *	2/2000	Gesing	D6/436

* cited by examiner

Primary Examiner—Caron D. Veynar

Assistant Examiner—Kelley A. Donnelly

(74) *Attorney, Agent, or Firm*—Wood, Herron & Evans, L.L.P.

(57) **CLAIM**

The ornamental design for a vanity, as shown and described.

DESCRIPTION

FIG. 1 is a front elevational view of a vanity showing my new design.

FIG. 2 is a right-side elevational view thereof.

FIG. 3 is a cross-sectional view taken along line 3—3 of FIG. 1, to depict the front surface thereof.

FIG. 4 is a cross-sectional view taken along line 4—4 of FIG. 1, to depict the front surface thereof.

FIG. 5 is a left-side elevational view thereof.


FIG. 6 is a rear elevational view thereof.

FIG. 7 is a top plan view thereof; and,

FIG. 8 is a bottom plan view thereof.

The broken lines shown in FIG. 1 depict environment of the design and form no part of my claimed design.

1 Claim, 5 Drawing Sheets






FIG. 1

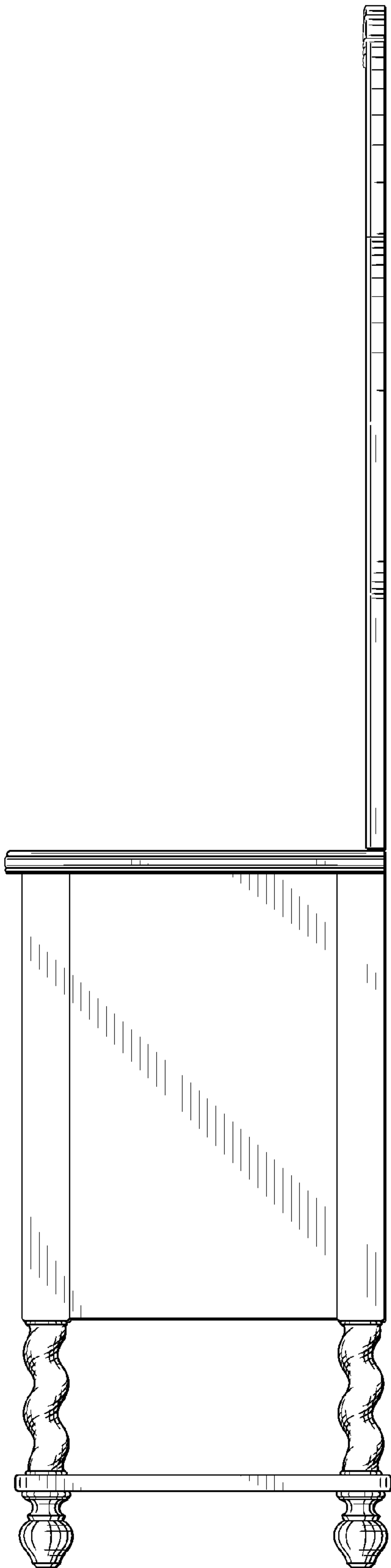


FIG. 2

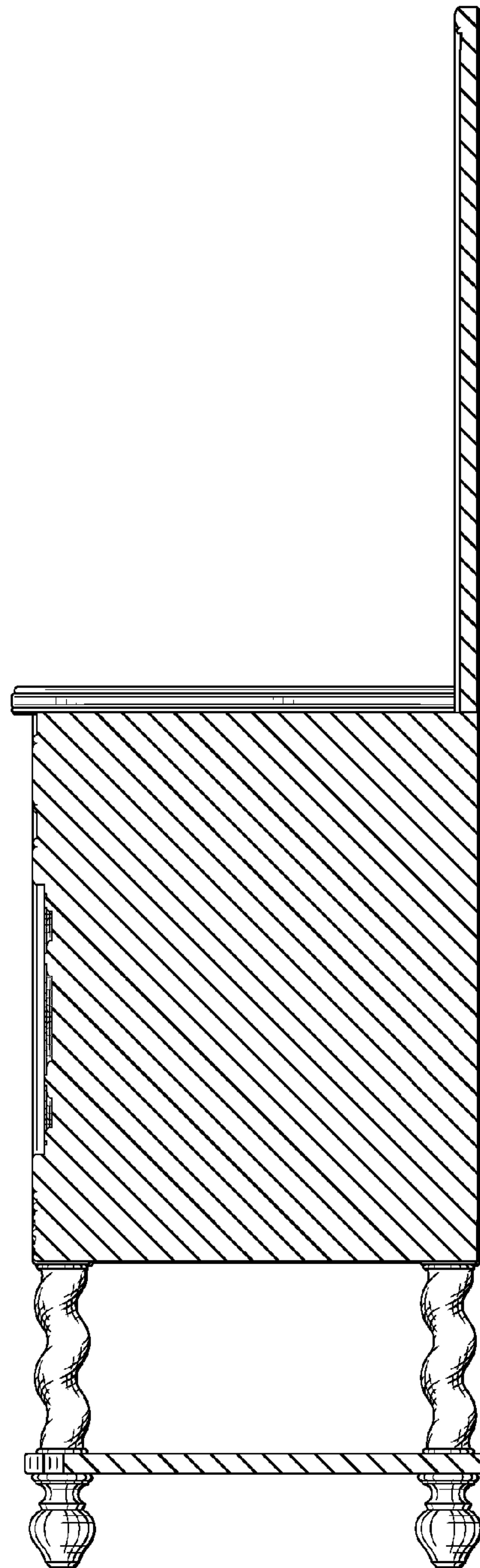


FIG. 3

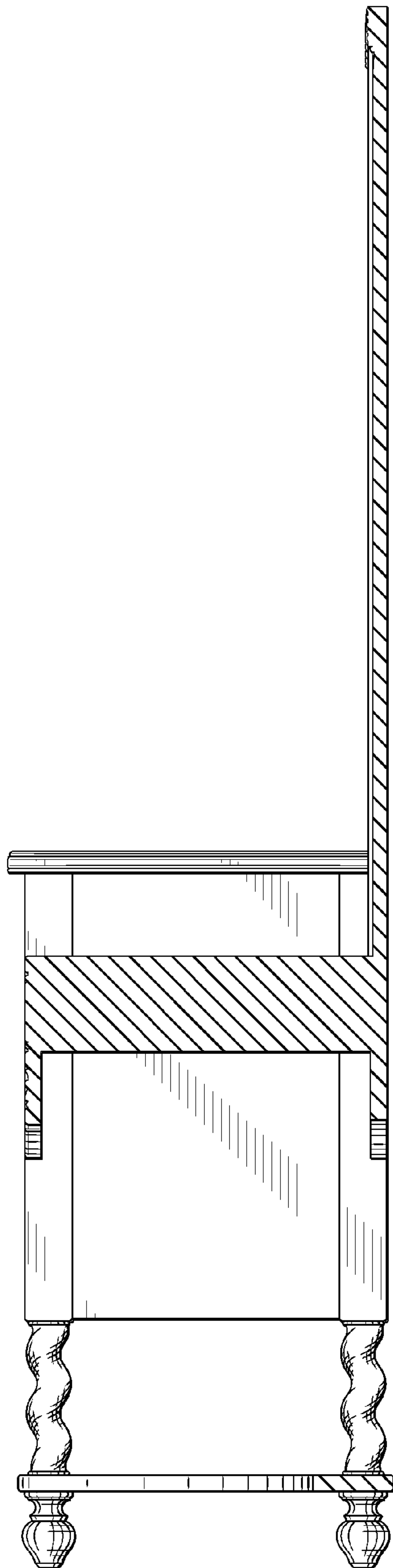


FIG. 4

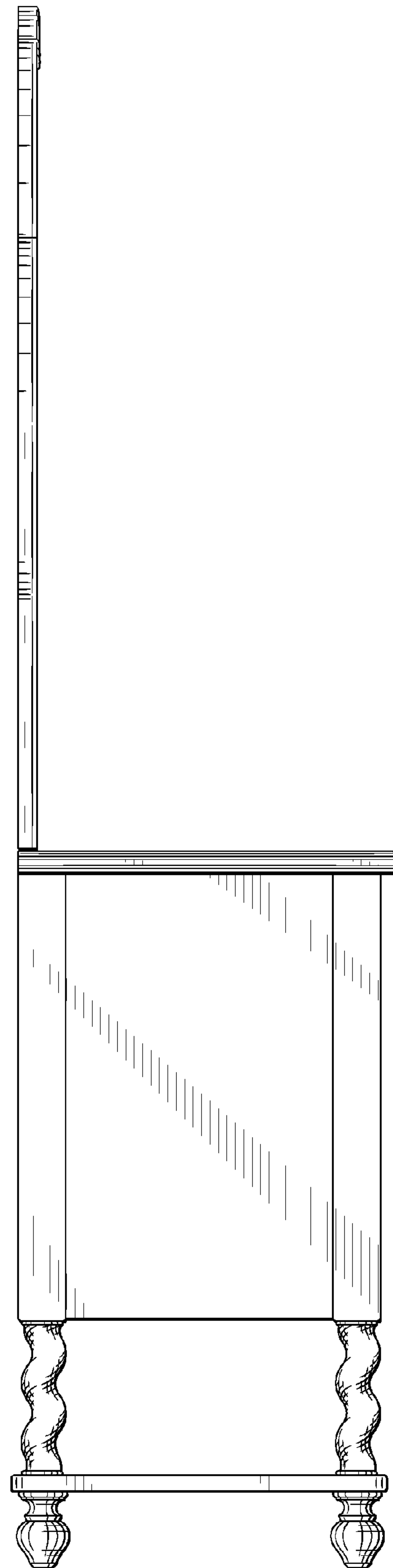


FIG. 5

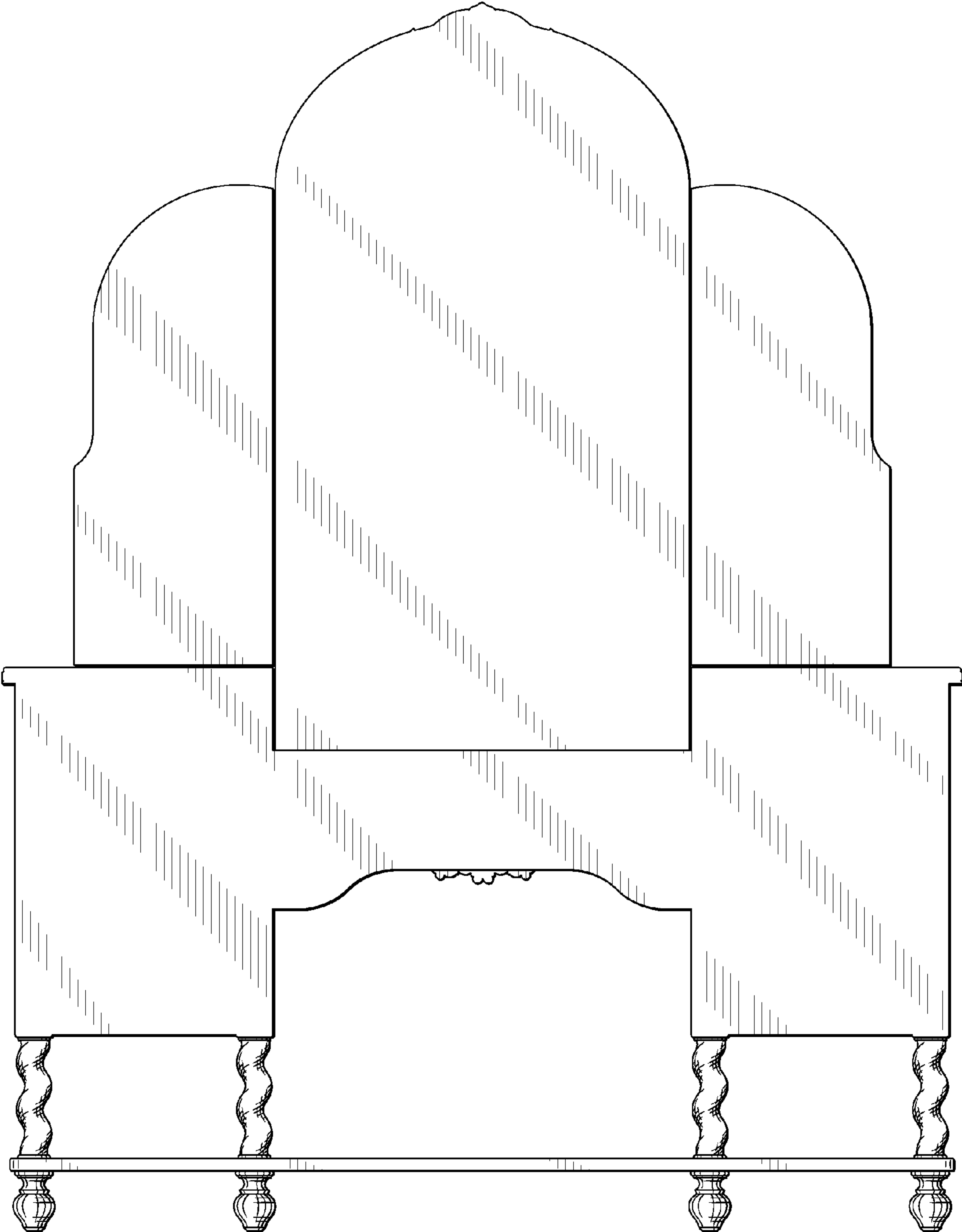


FIG. 6

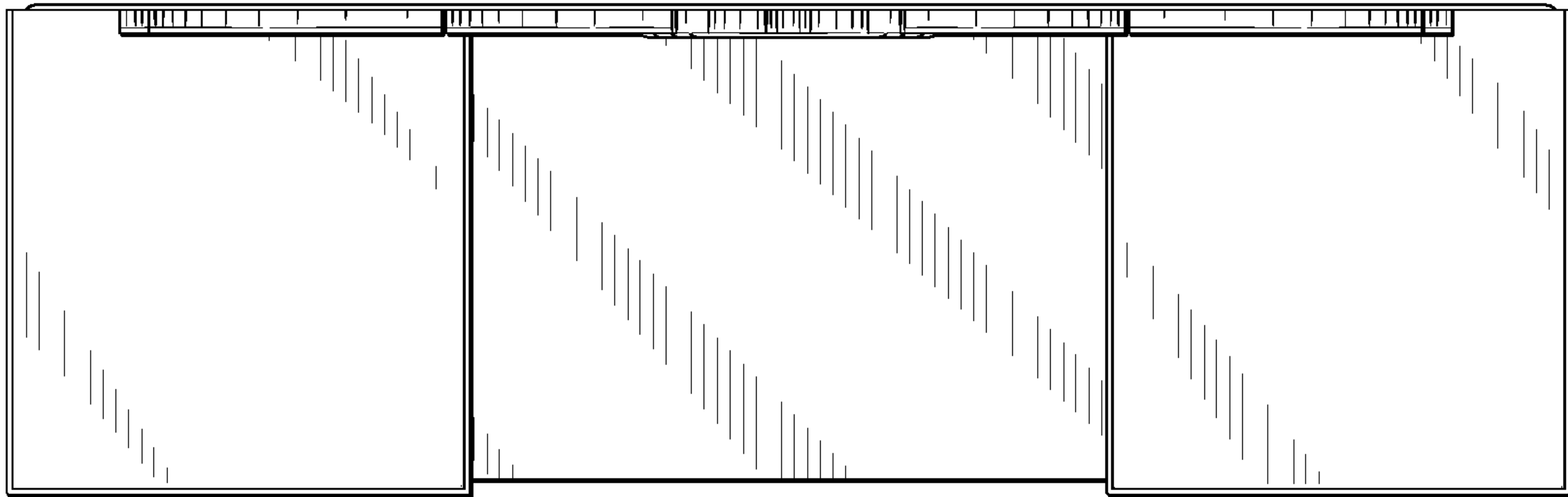


FIG. 7

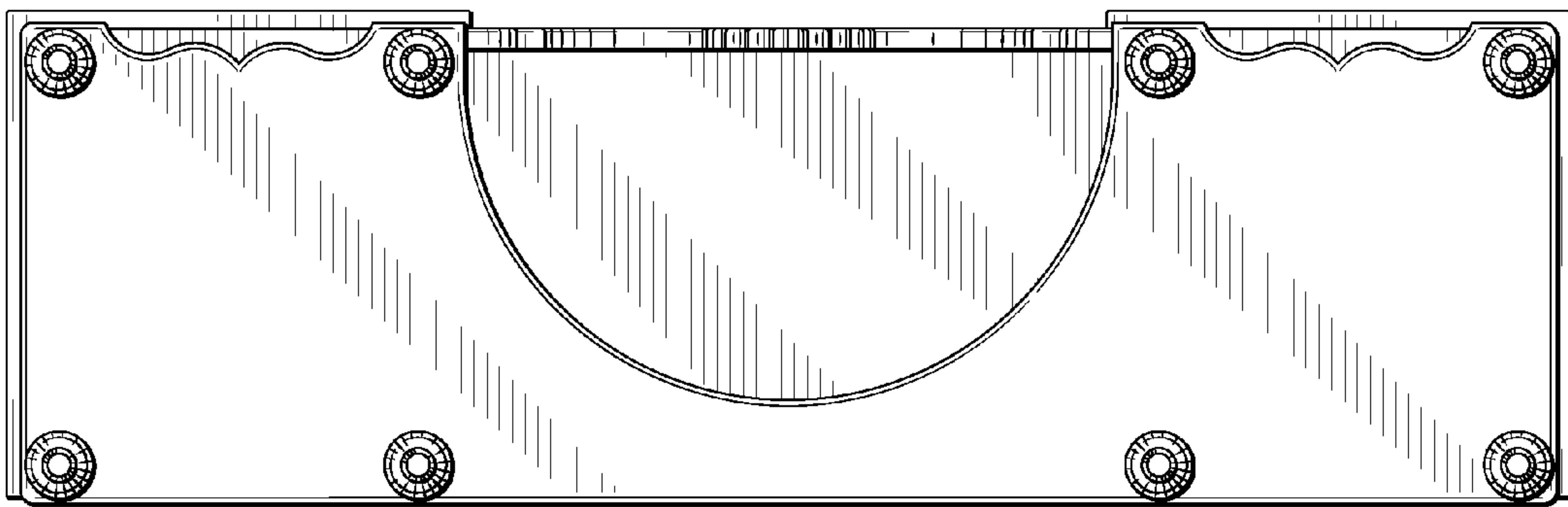


FIG. 8