



US00D557927S

(12) **United States Design Patent**
Helm et al.

(10) **Patent No.:** **US D557,927 S**

(45) **Date of Patent:** **** Dec. 25, 2007**

(54) **COLLAPSIBLE TABLE ATTACHED TO STORAGE SHELVES**

(76) Inventors: **Dorothy M. Helm**, 1167 W. Sunset Ave., Decatur, IL (US) 62522; **Charles Helm**, 1167 W. Sunset Ave., Decatur, IL (US) 62522

(**) Term: **14 Years**

(21) Appl. No.: **29/268,545**

(22) Filed: **Nov. 7, 2006**

(51) **LOC (8) Cl.** **06-04**

(52) **U.S. Cl.** **D6/397**

(58) **Field of Classification Search** D6/397,
D6/396, 335, 336, 425-427, 436-439, 470,
D6/422; 312/196, 198, 238-240, 224, 279,
312/278, 237

See application file for complete search history.

(56) **References Cited**

U.S. PATENT DOCUMENTS

D140,702 S *	3/1945	Twente	D6/397
D203,346 S *	12/1965	Hartzell	D6/397
D215,453 S *	10/1969	Menne	D6/397
D227,628 S *	7/1973	Villiers	D6/397
D259,447 S *	6/1981	Haas et al.	D6/397
D262,501 S *	1/1982	Lenger, Jr.	D6/425
D282,030 S *	1/1986	Sottsass et al.	D6/422

D289,471 S *	4/1987	Sottsass et al.	D6/397
D289,472 S *	4/1987	Sottsass et al.	D6/397
D341,957 S *	12/1993	Belton	D6/397
D362,761 S *	10/1995	Hood	D6/397
D400,027 S *	10/1998	Gongora et al.	D6/396
D405,977 S *	2/1999	Prevost	D6/397
D407,916 S *	4/1999	Zaidman et al.	D6/397
D480,578 S *	10/2003	Teel	D6/397
D518,974 S *	4/2006	Kelley et al.	D6/397

* cited by examiner

Primary Examiner—Janice E. Seeger

Assistant Examiner—Sydney R. Buffalow

(57) **CLAIM**

The ornamental design for collapsible table attached to storage shelves, as shown and described.

DESCRIPTION

FIG. 1 is a perspective view of our design;

FIG. 2 is a side view of our design, the opposite side view being a mirror image thereof;


FIG. 3 is top view of our design;

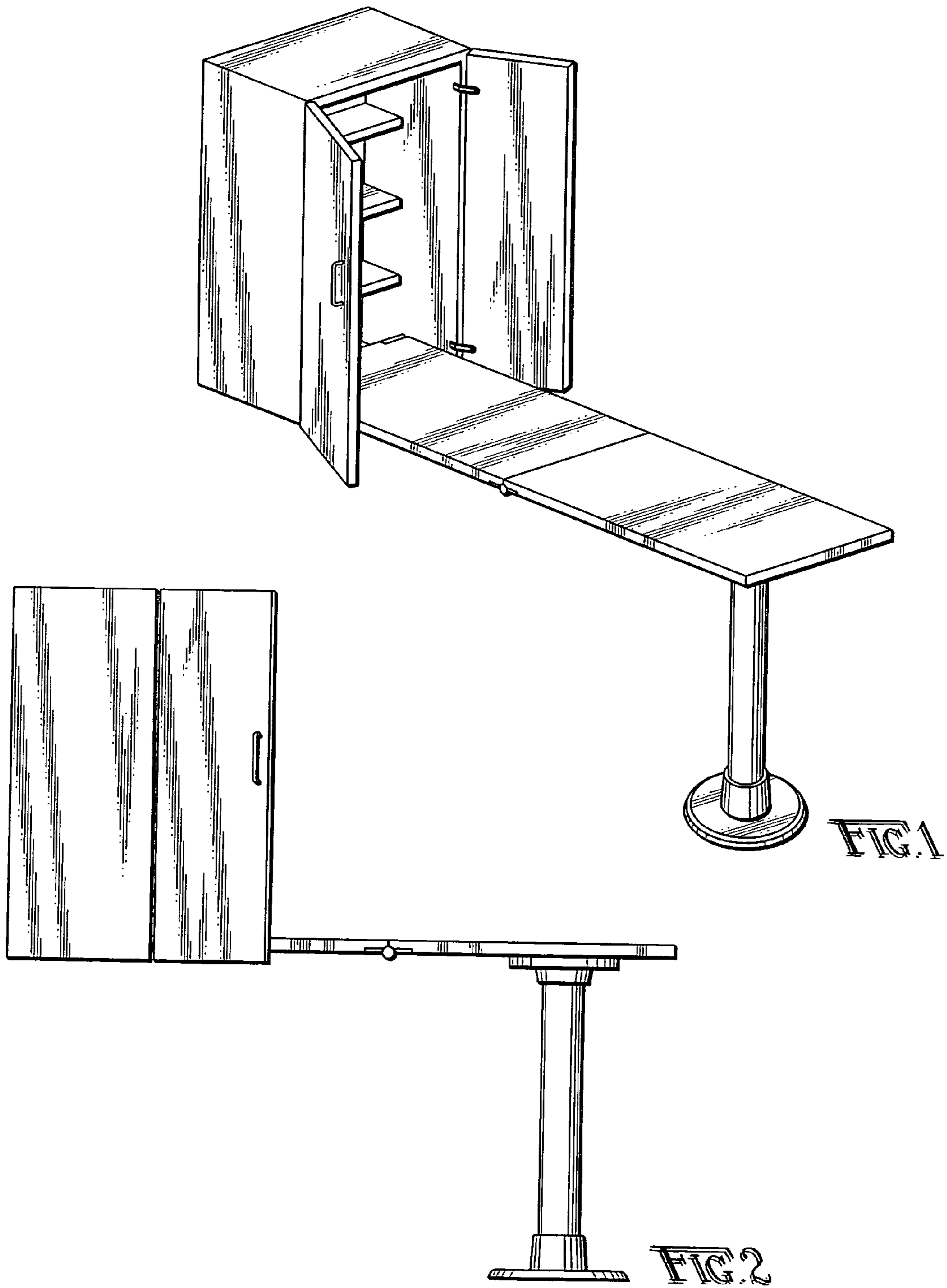
FIG. 4 is a front view of our design;

FIG. 5 is a back elevational view of our design; and,

FIG. 6 is a bottom view of our design.

1 Claim, 3 Drawing Sheets





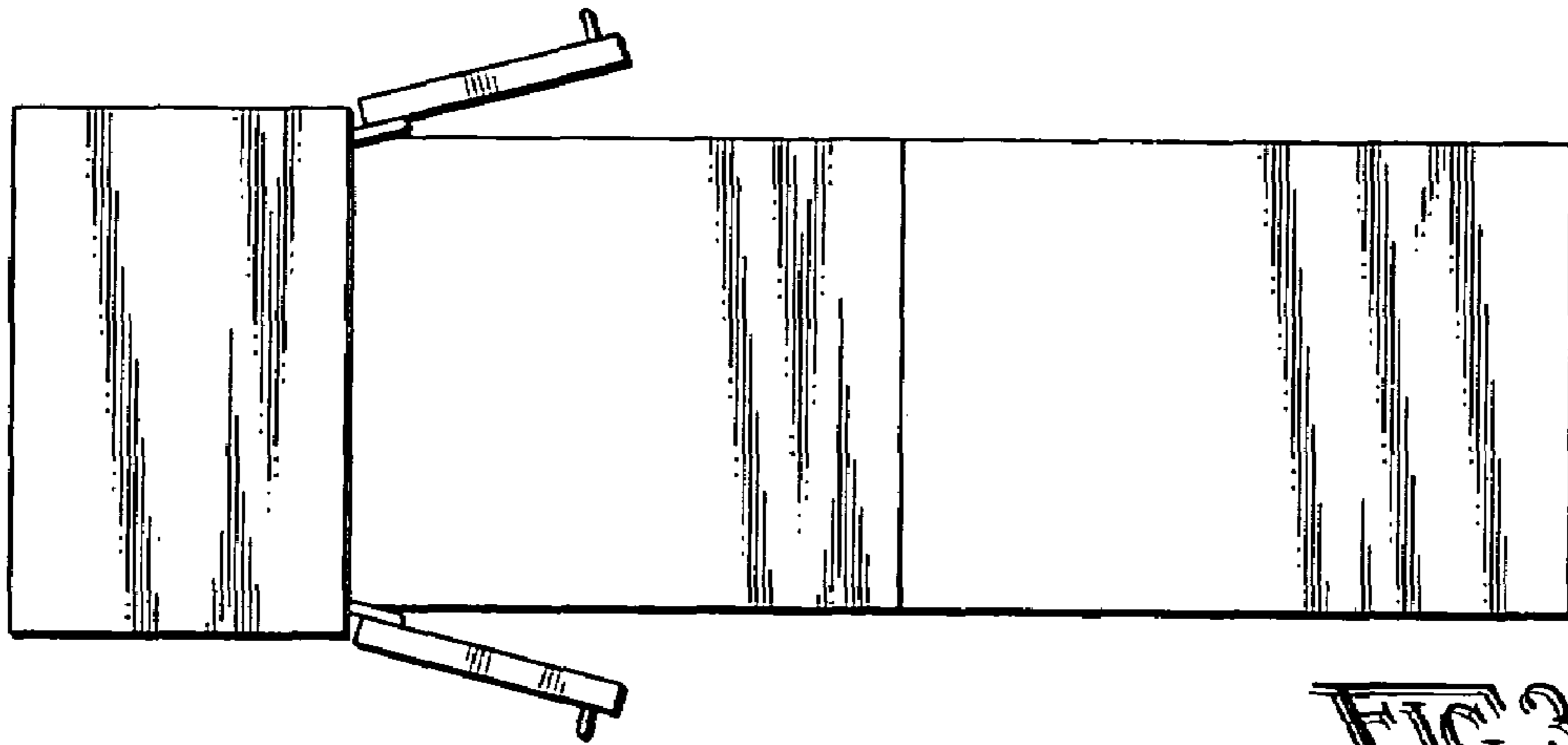


FIG. 3

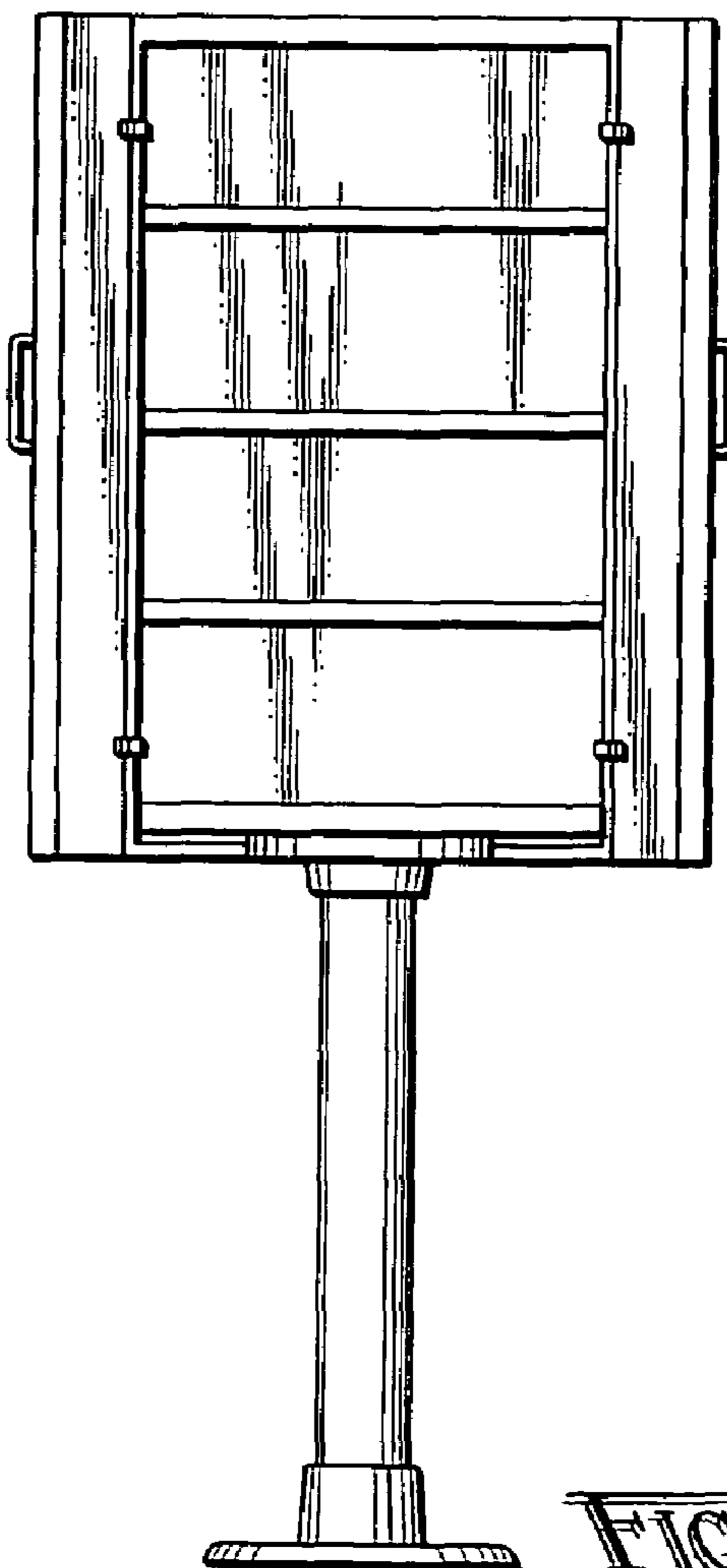


FIG. 4

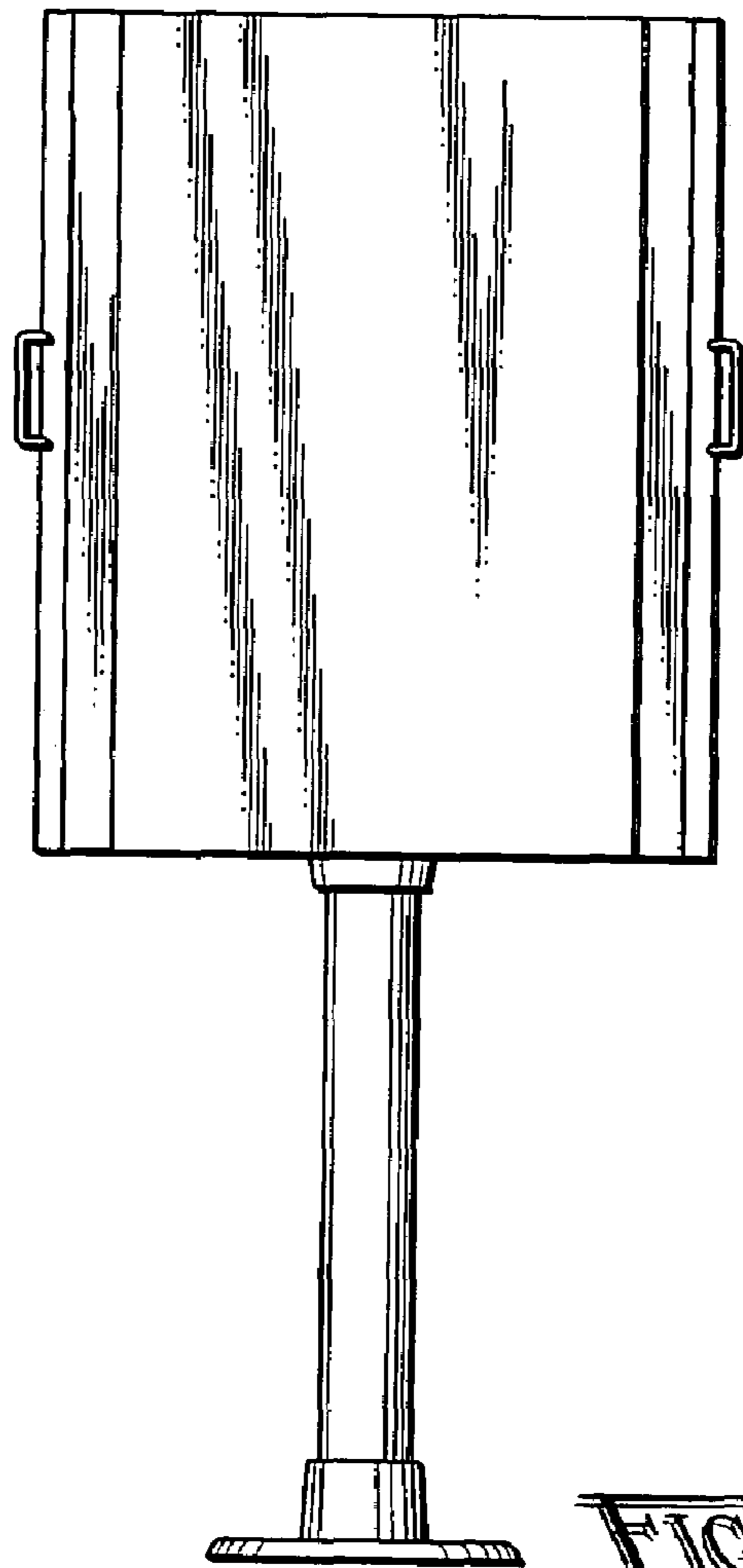


FIG. 5

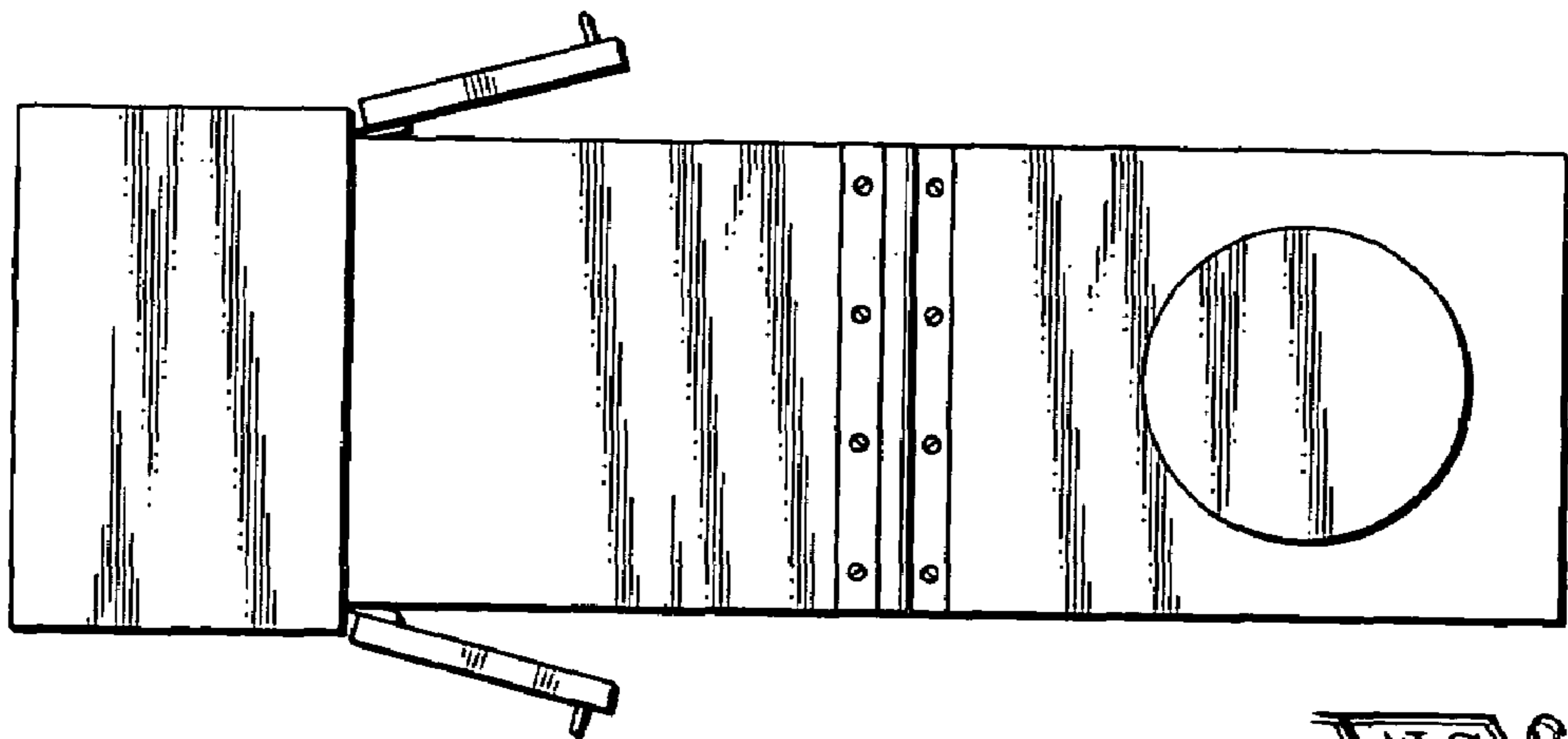


FIG. 6