



US00D557919S

(12) **United States Design Patent** (10) **Patent No.:** **US D557,919 S**  
**Rech** (45) **Date of Patent:** **\*\* Dec. 25, 2007**

(54) **ARM CHAIR HAVING UNITARY FRONT  
LEG AND ARM CONSTRUCTION**

(75) Inventor: **Werner Rech**, Illingen (DE)

(73) Assignee: **MWH Metallwerk Helmstadt GmbH**,  
Helmstadt (DE)

(\*\*) Term: **14 Years**

(21) Appl. No.: **29/240,369**

(22) Filed: **Oct. 13, 2005**

(30) **Foreign Application Priority Data**

Apr. 15, 2005 (EM) ..... 000335906

(51) **LOC (8) Cl.** ..... **06-01**

(52) **U.S. Cl.** ..... **D6/369; D6/379; D6/380**

(58) **Field of Classification Search** ..... D6/334-336,  
D6/369, 374, 375, 376, 379, 380, 500-502;  
297/411.42, 411.43, 445.1, 446.1, 452.63,  
297/452.64

See application file for complete search history.

(56) **References Cited**

**U.S. PATENT DOCUMENTS**

D85,183 S \* 9/1931 Jones ..... D6/369  
D276,671 S \* 12/1984 Welsh ..... D6/369  
D325,677 S \* 4/1992 Fong ..... D6/369  
D465,669 S \* 11/2002 Gaylord et al. .... D6/369  
D474,904 S \* 5/2003 Ciabatti ..... D6/379  
D478,429 S \* 8/2003 Caldwell ..... D6/369

D482,206 S \* 11/2003 Ciabatti ..... D6/376  
D513,669 S \* 1/2006 Franks ..... D6/369  
D515,832 S \* 2/2006 White et al. .... D6/369  
D517,824 S \* 3/2006 Pensi ..... D6/379  
D524,565 S \* 7/2006 Franks ..... D6/369  
D530,110 S \* 10/2006 Kreiss ..... D6/360  
D532,986 S \* 12/2006 Kettler et al. .... D6/376

\* cited by examiner

*Primary Examiner*—Mimosa De

(74) *Attorney, Agent, or Firm*—Lawrence E. Laubscher, Sr.;  
Lawrence E. Laubscher, Jr.

(57) **CLAIM**

The ornamental design for an arm chair having unitary front  
leg and arm construction, as shown.

**DESCRIPTION**

FIG. 1 is a front left perspective view of the arm chair having  
unitary front leg and arm construction, in accordance with  
the present invention;

FIG. 2 is a left side perspective view of the arm chair of FIG.  
1;

FIG. 3 is a left rear perspective view of the arm chair;


FIG. 4 is a rear perspective view of the arm chair;

FIG. 5 is a right rear perspective view of the arm chair;

FIG. 6 is a right side perspective view of the arm chair; and,

FIG. 7 is a front perspective view of the arm chair.

**1 Claim, 7 Drawing Sheets**






FIG. 1




FIG. 2



FIG. 3



FIG. 4



FIG. 5




FIG. 6




FIG. 7