



US00D557906S

(12) **United States Design Patent** (10) **Patent No.:** **US D557,906 S**  
**Thomson et al.** (45) **Date of Patent:** **\*\* Dec. 25, 2007**

(54) **HANGER** 5,613,630 A \* 3/1997 Isenga et al. .... 223/88  
5,971,237 A 10/1999 Timbrook  
(76) Inventors: **Richard James Thomson**, 19 6,068,166 A 5/2000 Kilian et al.  
Queensberry Crescent, Maple, Ontario 6,443,337 B1 9/2002 Muehlhauser  
(CA), L6A 3W9; **Joseph Cramarossa**, D471,723 S 3/2003 Laguelle  
3168 Corrigan Drive, Mississauga, D499,560 S \* 12/2004 Abdi et al. .... D6/319  
Ontario (CA), L4Y 3C6 2004/0056425 A1 12/2004 Miida

(\*\*) **Term:** **14 Years**

(21) **Appl. No.:** **29/252,939**

(22) **Filed:** **Jan. 31, 2006**

(51) **LOC (8) Cl.** ..... **06-08**

(52) **U.S. Cl.** ..... **D6/319**

(58) **Field of Classification Search** ..... D6/315,  
D6/317, 318, 319, 327, 328; 223/85-98;  
211/13.1, 85.3, 117, 181.1  
See application file for complete search history.

(56) **References Cited**

**U.S. PATENT DOCUMENTS**

835,417 A 11/1906 Gregg  
1,692,084 A 11/1928 Gerard  
1,804,918 A 5/1931 Dockett, Jr.  
2,645,357 A \* 7/1953 Taylor et al. .... 211/117  
3,180,544 A \* 4/1965 Magiera ..... 223/92  
D204,039 S \* 3/1966 Phillips ..... D6/315  
4,364,496 A \* 12/1982 Bridgeman ..... 223/88  
D270,885 S \* 10/1983 Taivalvuo ..... D6/319  
4,416,401 A \* 11/1983 King ..... 223/88  
D301,090 S \* 5/1989 Berg ..... D6/317  
D318,573 S \* 7/1991 Abdi ..... D6/317  
5,052,599 A 10/1991 Platti  
D340,137 S \* 10/1993 Tocci ..... D6/317

**FOREIGN PATENT DOCUMENTS**

EP 1459660 9/2004  
JP 10179366 7/1998  
JP 2001104143 4/2001  
JP 2003199664 A2 7/2003  
JP 2005205125 8/2005  
JP 2006158928 6/2006  
WO 2006034579 4/2006

\* cited by examiner

*Primary Examiner*—Stella M. Reid  
*Assistant Examiner*—Shanda C. Hill  
(74) *Attorney, Agent, or Firm*—Cynthia J. Ledgley


(57) **CLAIM**

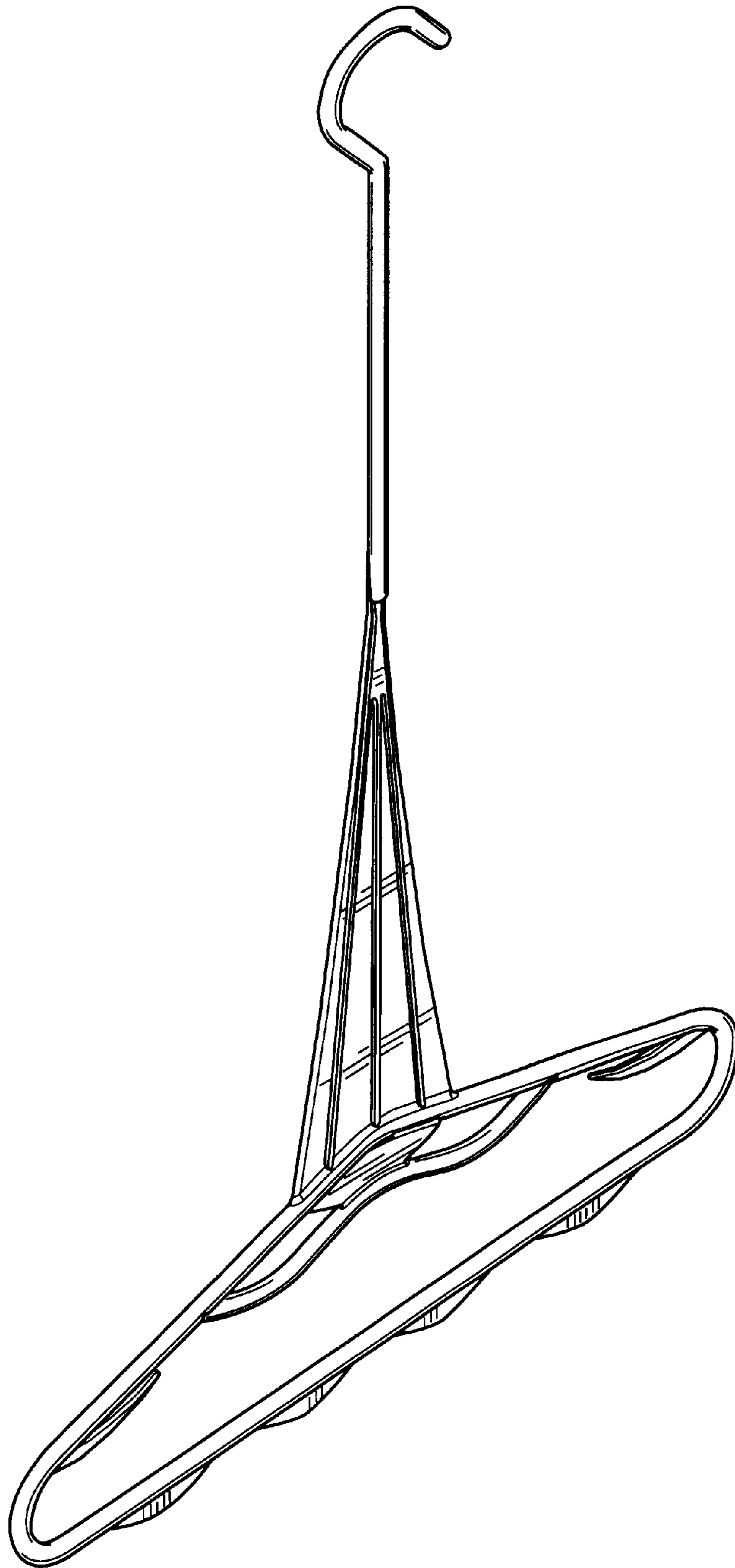
The ornamental design for a hanger, as shown and described.

**DESCRIPTION**

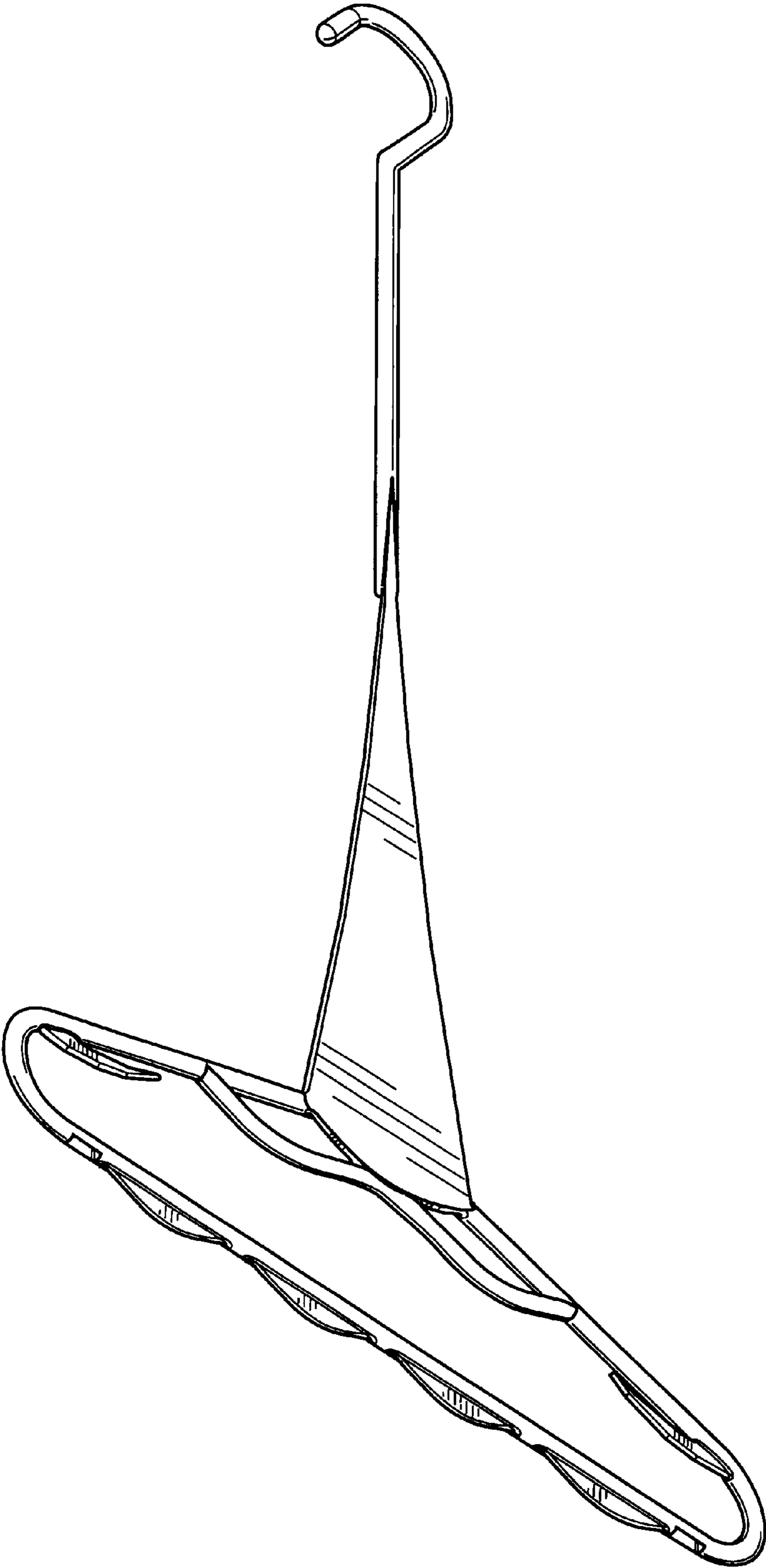
FIG. 1 is a rear perspective view of the hanger design;  
FIG. 2 is a front perspective view of the design;  
FIG. 3 is a right side elevation view of the design;  
FIG. 4 is a rear elevation view of the design;  
FIG. 5 is left side elevation view of the design.  
FIG. 6 is a front elevation view of the design.  
FIG. 7 is a top plan view of the design; and,  
FIG. 8 is a bottom plan view of the design.

**1 Claim, 6 Drawing Sheets**





**FIG. 1**



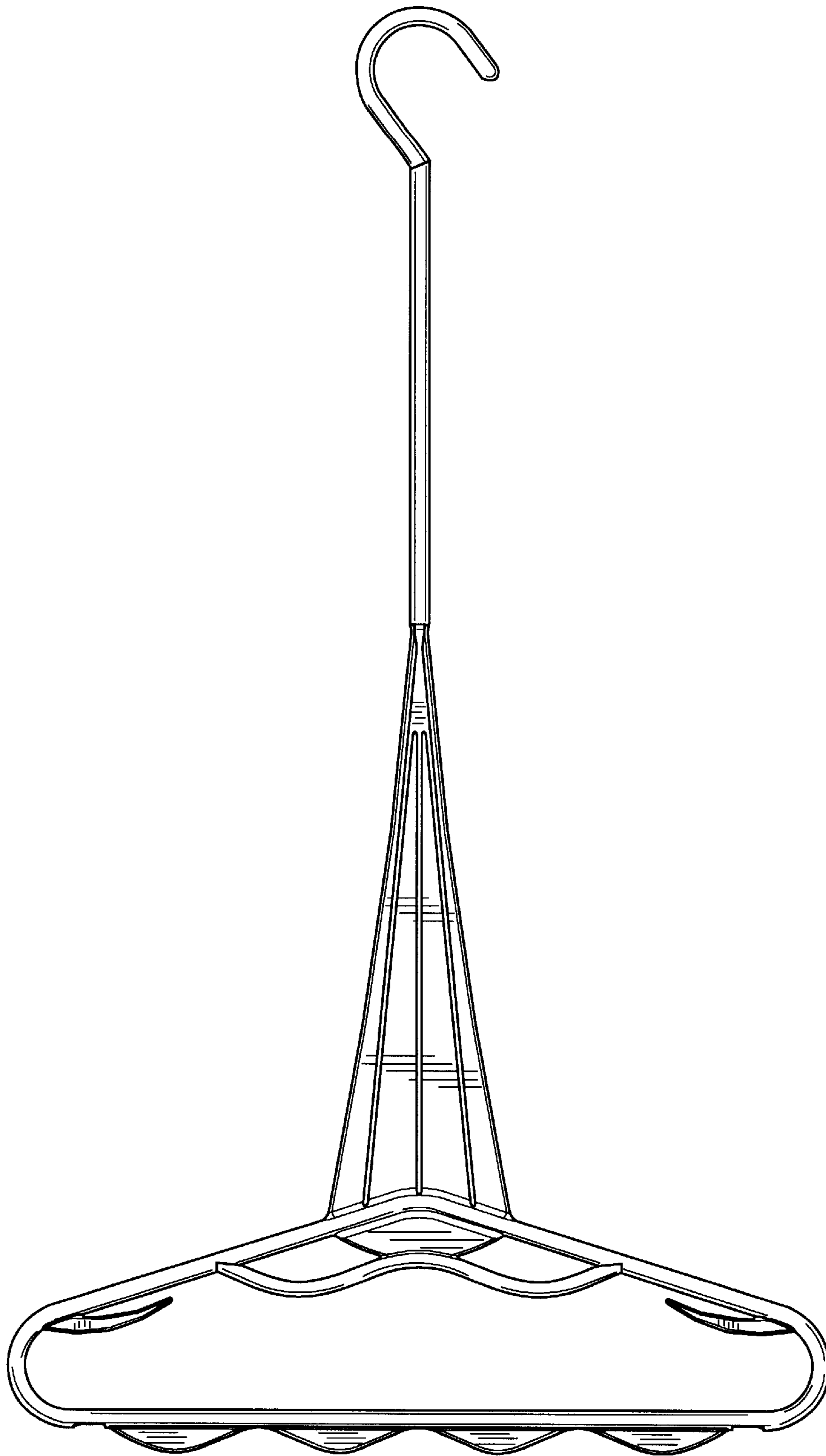
**FIG. 2**




**FIG. 3**




**FIG. 5**



**FIG. 4**



**FIG. 6**



**FIG. 7**



**FIG. 8**