



US00D557898S

(12) **United States Design Patent**
Feldmann et al.

(10) **Patent No.:** **US D557,898 S**

(45) **Date of Patent:** **** Dec. 25, 2007**

(54) **TRAY**

(75) Inventors: **William Mark Feldmann**, Fairfield, OH (US); **Berlie E. Parks**, Lawrenceburg, IN (US)

(73) Assignee: **Campbell Hausfeld/Scott Fetzer Company**, Harrison, OH (US)

(**) Term: **14 Years**

(21) Appl. No.: **29/228,158**

(22) Filed: **Apr. 20, 2005**

(51) **LOC (8) Cl.** **03-01**

(52) **U.S. Cl.** **D3/304**

(58) **Field of Classification Search** D3/304-305, D3/314; D8/382; D18/56; 206/372-373, 206/203, 518, 557-567

See application file for complete search history.

(56) **References Cited**

U.S. PATENT DOCUMENTS

5,131,535	A *	7/1992	O'Connor et al.	206/722
D444,300	S	7/2001	Leyshon		
6,997,315	B2 *	2/2006	Myer et al.	206/372
2003/0080010	A1	5/2003	Ho		
2004/0069668	A1	4/2004	Finnigan		

2004/0144671	A1 *	7/2004	Hallee et al.	206/373
2004/0195132	A1 *	10/2004	Sheetz et al.	206/438
2005/0194287	A1 *	9/2005	Lien et al.	206/565
2006/0196803	A1 *	9/2006	Nash et al.	206/564
2006/0260964	A1 *	11/2006	Feldmann et al.	206/373

* cited by examiner

Primary Examiner—Ian Simmons

Assistant Examiner—Eric L Goodman

(74) *Attorney, Agent, or Firm*—Jones Day

(57) **CLAIM**

The ornamental design for a tray, as shown and described.

DESCRIPTION

FIG. 1 is a perspective view of a tray embodying the ornamental design of the present invention;

FIG. 2 is a front view thereof;

FIG. 3 is a top view thereof;

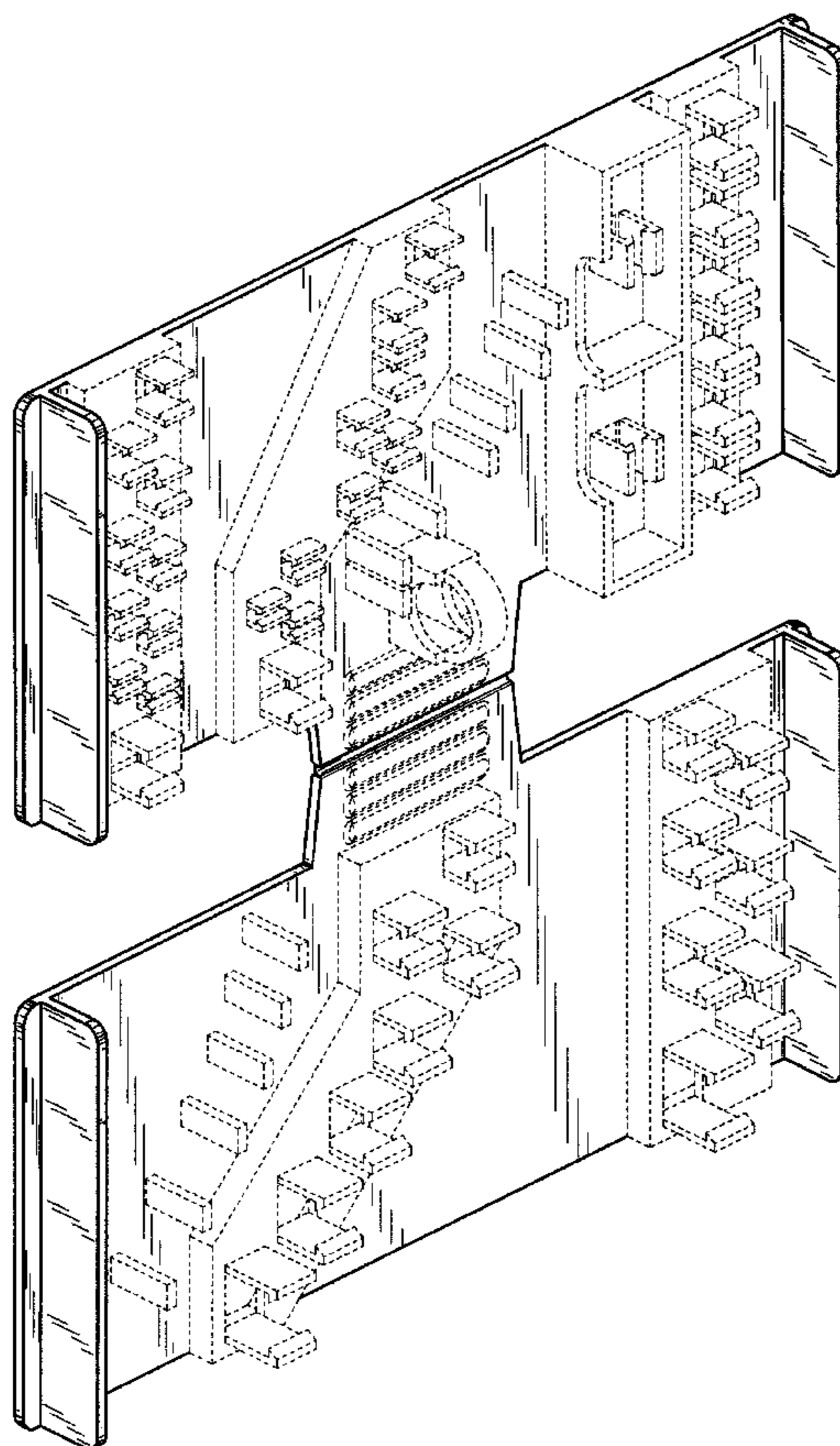
FIG. 4 is a bottom view thereof;

FIG. 5 is a side view thereof; and,

FIG. 6 is an opposite side view thereof.

The broken lines in FIGS. 1-6 are for illustrative purposes only and form no part of the claimed design.

1 Claim, 4 Drawing Sheets



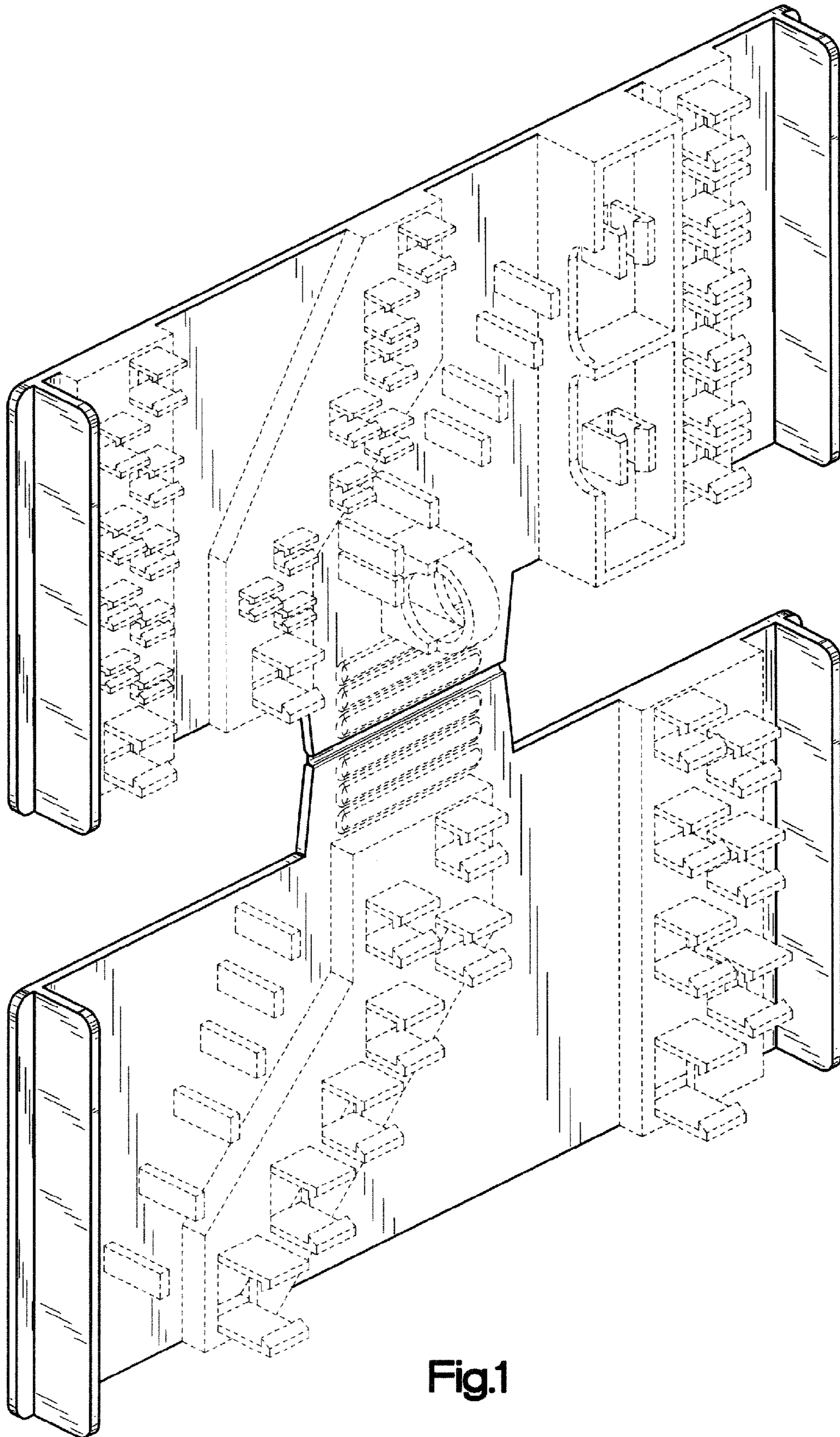


Fig.1

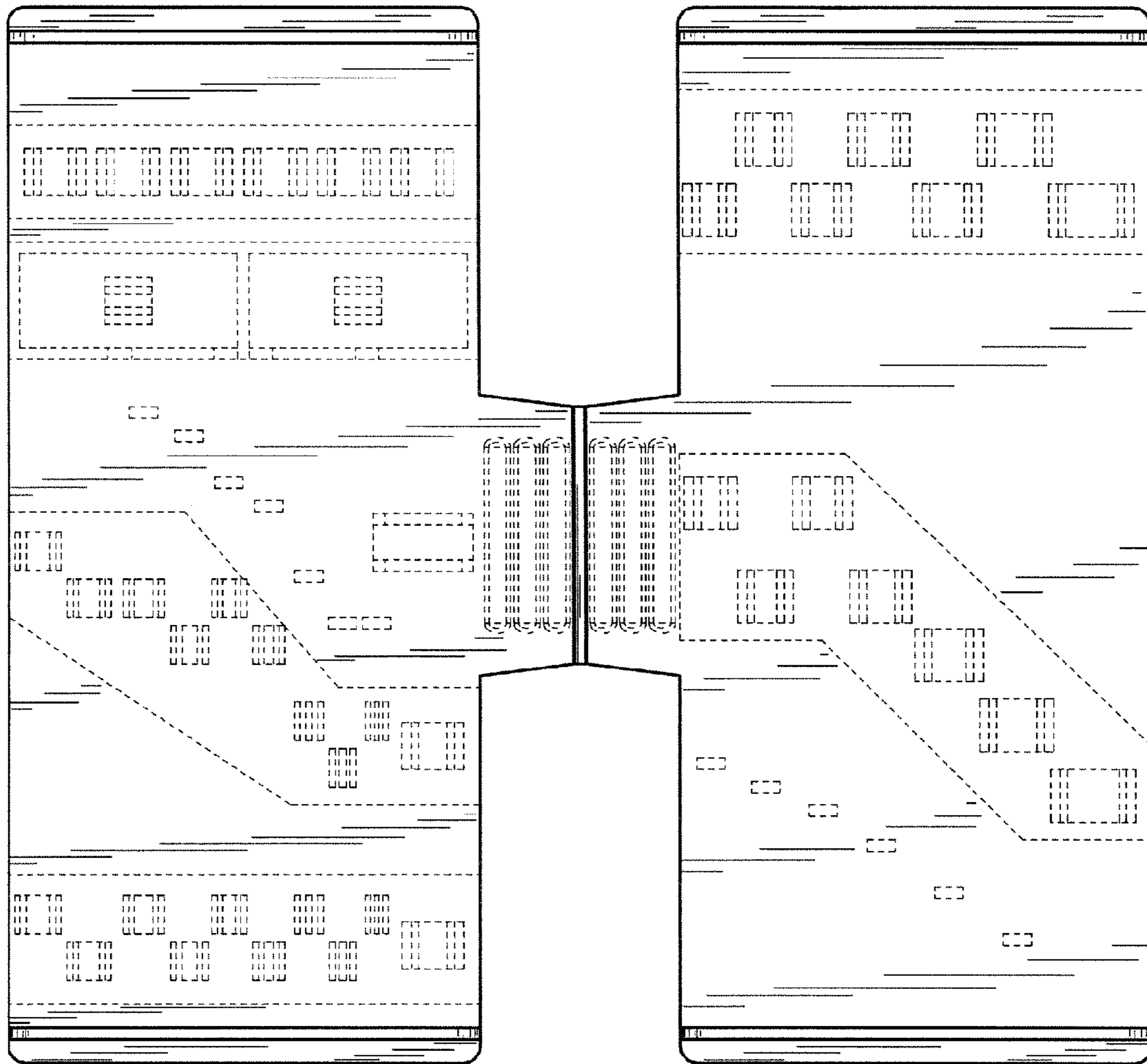


Fig. 2

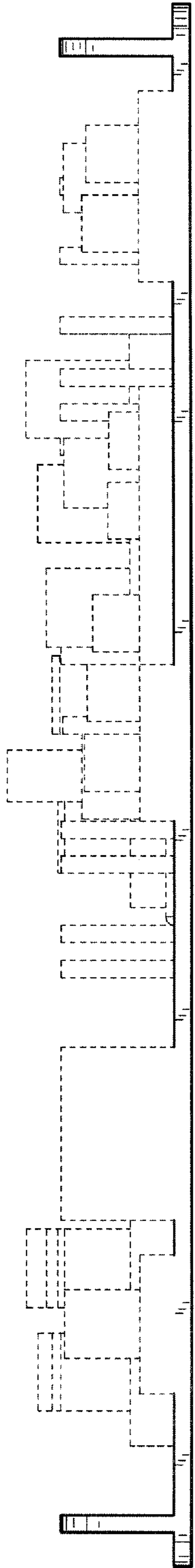


Fig.3

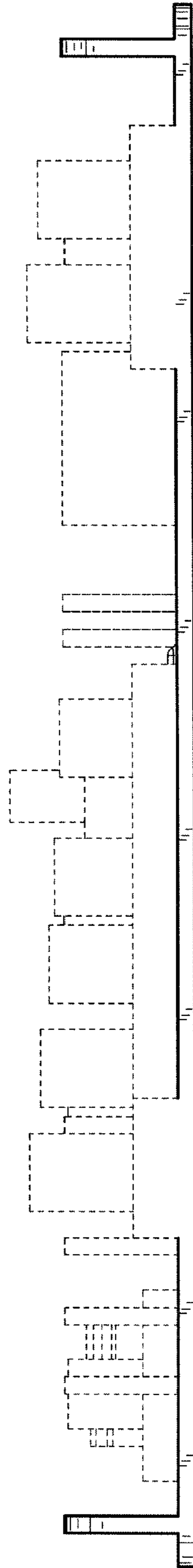


Fig.4

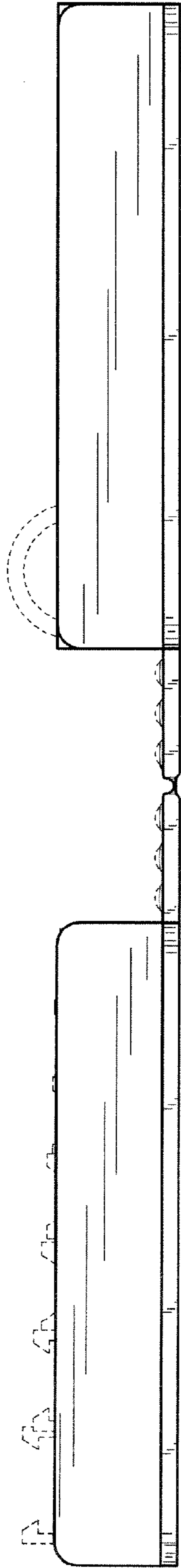


Fig.5

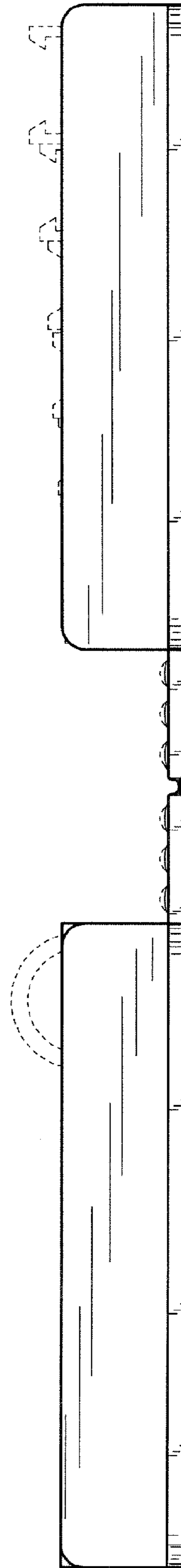


Fig.6