



US00D557889S

(12) **United States Design Patent**
Wilkinson

(10) **Patent No.:** **US D557,889 S**

(45) **Date of Patent:** **** Dec. 25, 2007**

(54) **FOOTWEAR**

(75) Inventor: **Rebecca Wilkinson**, London (GB)

(73) Assignee: **J. Choo Limited**, London (GB)

(**) Term: **14 Years**

(21) Appl. No.: **29/263,313**

(22) Filed: **Jul. 20, 2006**

(30) **Foreign Application Priority Data**

Jan. 20, 2006 (EM) 000469945-004

(51) **LOC (8) Cl.** **02-99**

(52) **U.S. Cl.** **D2/971**

(58) **Field of Classification Search** D2/916-918,
D2/925-945, 971; 36/1, 1.5, 11.5, 9 R
See application file for complete search history.

(56) **References Cited**

U.S. PATENT DOCUMENTS

D86,347 S *	3/1932	Bancroft	D2/930
D86,387 S *	3/1932	Miller	D2/939
1,877,432 A *	9/1932	Topoozian	36/11.5
D93,194 S	9/1934	Abowitz		
D93,710 S *	10/1934	Elkin	D2/930
D93,789 S *	11/1934	Perugia	D2/934
D94,887 S	3/1935	Goldman		
D95,886 S *	6/1935	Wood	D2/930
D101,256 S *	9/1936	Ludwig	D2/930
D102,140 S *	12/1936	Miller	D2/930
D110,960 S *	8/1938	Gilbert	D2/932
D112,058 S *	11/1938	Delman	D2/941
D166,106 S *	3/1952	Simon	D2/930
D253,498 S *	11/1979	Katz	D2/930
D352,153 S	11/1994	Luque		
D452,771 S *	1/2002	Jacobs	D2/930
D500,916 S *	1/2005	Choi	D2/971
D501,075 S *	1/2005	Choi	D2/971
D509,052 S *	9/2005	Choi	D2/971

D512,209 S *	12/2005	Choi	D2/971
D512,210 S *	12/2005	Choi	D2/971
D522,726 S *	6/2006	Choi et al.	D2/971
D527,515 S *	9/2006	Choi	D2/971
D530,495 S *	10/2006	Choi	D2/971
D530,498 S *	10/2006	Choi	D2/971
D530,501 S *	10/2006	Choi	D2/971
D530,899 S *	10/2006	Choi	D2/971
D531,791 S *	11/2006	Choi	D2/971
D536,167 S *	2/2007	Choi	D2/971
D536,863 S *	2/2007	Choi	D2/971
D540,528 S *	4/2007	Choi	D2/971
D541,036 S *	4/2007	Kelsey	D2/971

OTHER PUBLICATIONS

U.S. Appl. No. 29/263,376, filed on Jul. 20, 2006.

* cited by examiner

Primary Examiner—Dominic Simone

(74) *Attorney, Agent, or Firm*—Fross Zelnick Lehrman & Zissu, P.C.; Lawrence E. Apolzon, Esq.

(57) **CLAIM**

The ornamental design for footwear, as shown and described.

DESCRIPTION

FIG. 1 is a front perspective view of a shoe showing my footwear design;

FIG. 2 is a left side view of the footwear shown in FIG. 1;

FIG. 3 is a right side view of the footwear shown in FIG. 1;

FIG. 4 is a front view of the footwear shown in FIG. 1;

FIG. 5 is a rear view of the footwear shown in FIG. 1; and,

FIG. 6 is a top view of the footwear shown in FIG. 1.

The broken line showing of the sole, heel, and heel cap is for illustrative purposes only and forms no part of the claimed design.

1 Claim, 6 Drawing Sheets






FIG. 1

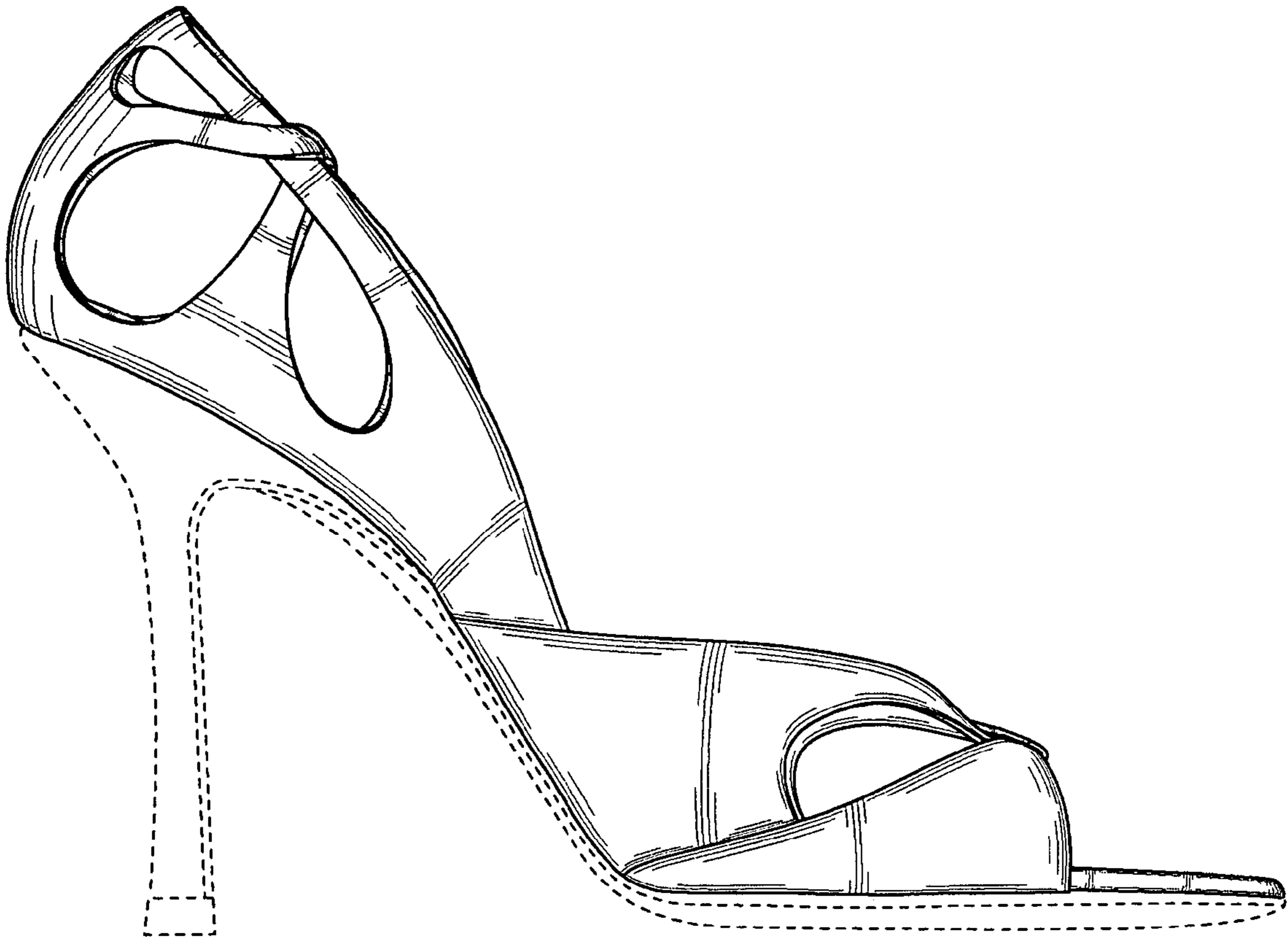


FIG. 2




FIG. 3

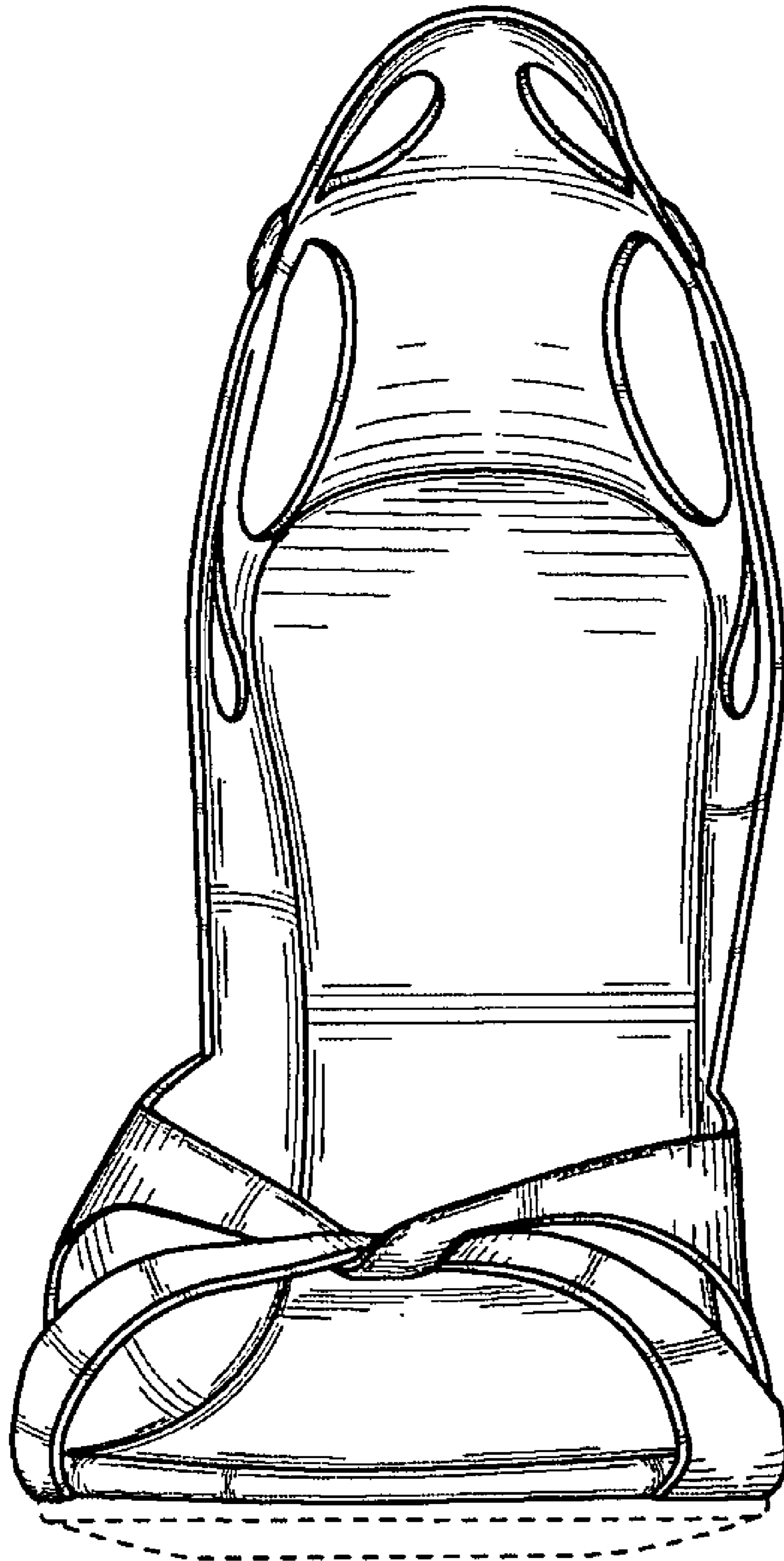


FIG. 4

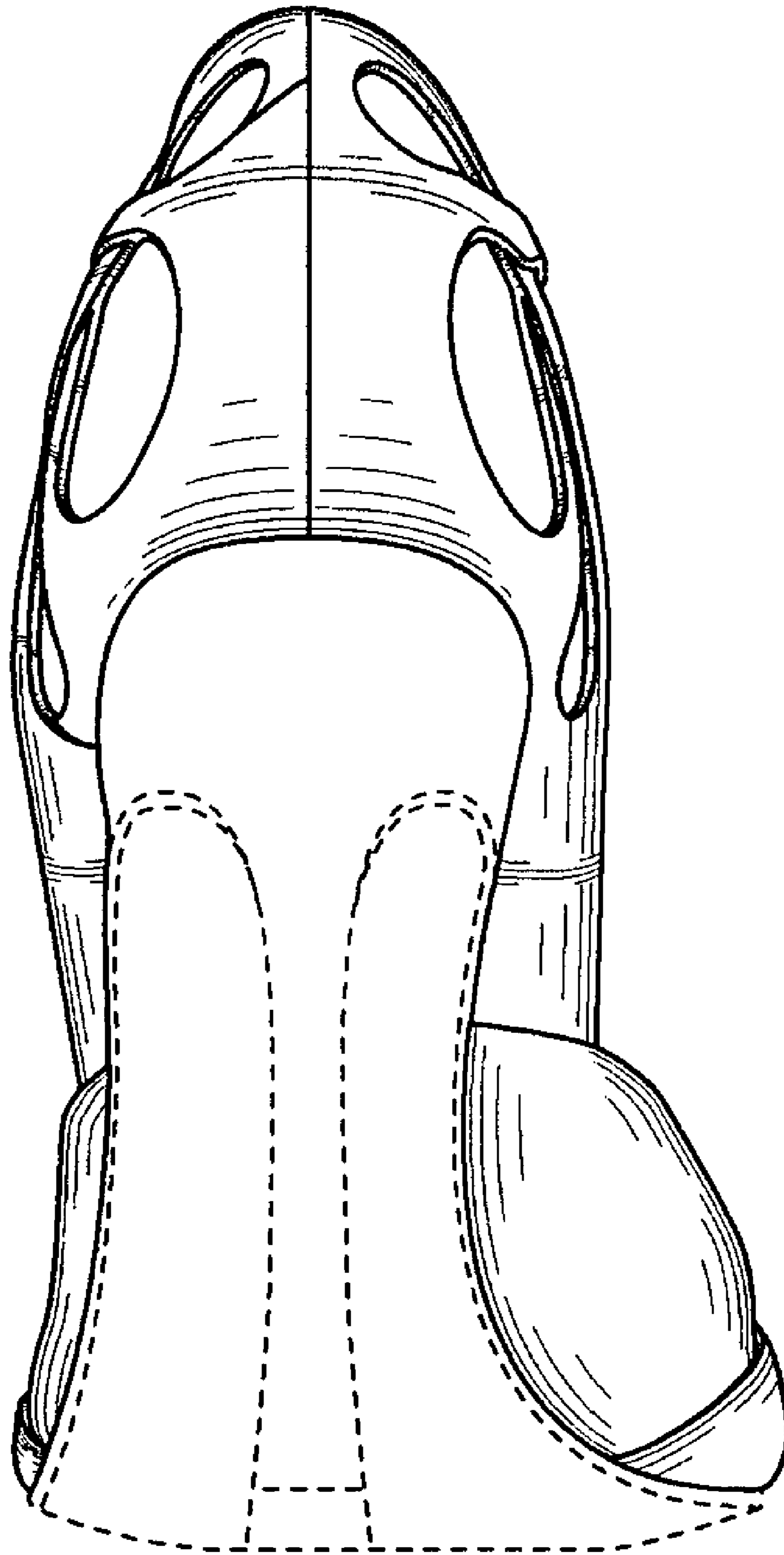


FIG. 5

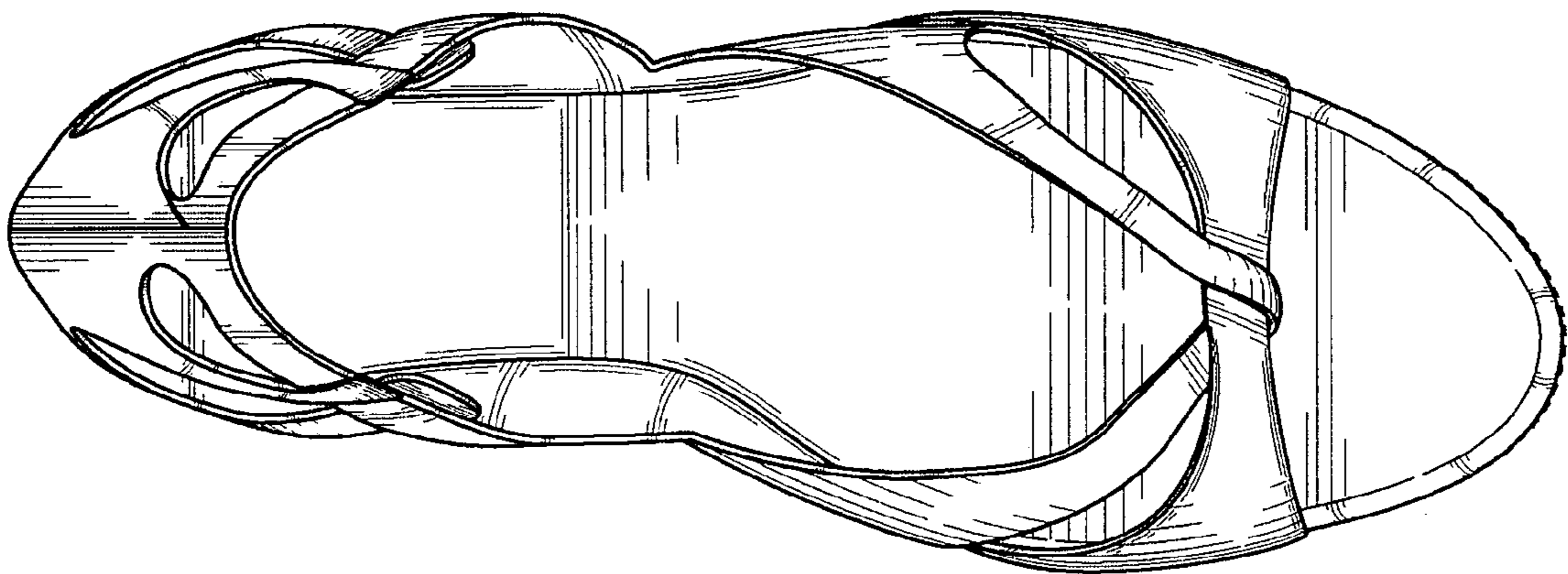


FIG. 6