



US00D557887S

(12) **United States Design Patent**
Kaiser

(10) **Patent No.:** **US D557,887 S**

(45) **Date of Patent:** **** Dec. 25, 2007**

(54) **SOLE**

(76) Inventor: **Axel Kaiser**, Contra 29 - Località
Castellonchio, I-50012 Rignano
Sull'Arno (Firenze) (IT)

(**) Term: **14 Years**

(21) Appl. No.: **29/229,863**

(22) Filed: **May 13, 2005**

(30) **Foreign Application Priority Data**

Dec. 20, 2004 (EM) 000272943

(51) **LOC (8) Cl.** **02-04**

(52) **U.S. Cl.** **D2/960; D2/951**

(58) **Field of Classification Search** D2/896,
D2/902, 907, 908, 947, 951, 957, 958, 959,
D2/960; D6/583; 36/3 B, 24.5, 35 R, 32 R
See application file for complete search history.

(56) **References Cited**

U.S. PATENT DOCUMENTS

D25,594 S * 6/1896 Plant D2/959

D464,188 S * 10/2002 Lozano D2/956

6,625,902 B2 * 9/2003 Yamamoto 36/3 B

D487,838 S * 3/2004 McClaskie D2/954

* cited by examiner

Primary Examiner—Ian Simmons

Assistant Examiner—Dana L. Sipos

(74) *Attorney, Agent, or Firm*—Hogan & Hartson LLP

(57) **CLAIM**

The ornamental design for a sole, as shown and described.

DESCRIPTION

FIG. 1 is a bottom plan view of a sole showing my new design;

FIG. 2 is a front elevational view thereof, shown at a reduced scale;

FIG. 3 is a left side elevational view thereof;

FIG. 4 is a rear elevational view thereof;

FIG. 5 is a right side elevational view thereof;

FIG. 6 is a top plan view of the sole of FIG. 1; and,

FIG. 7 is a bottom perspective view thereof, shown at a reduced scale.

The broken lines shown in the drawings are for illustrative purposes only and form no part of the claimed design.

1 Claim, 4 Drawing Sheets



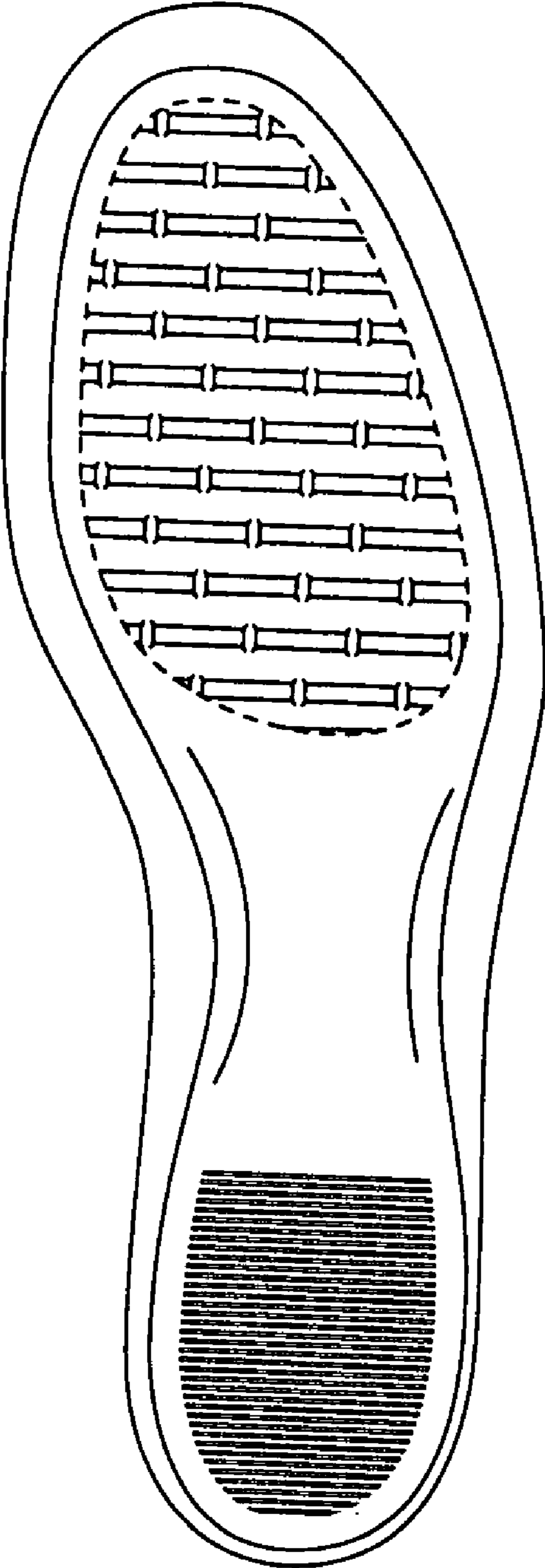


FIG. 1

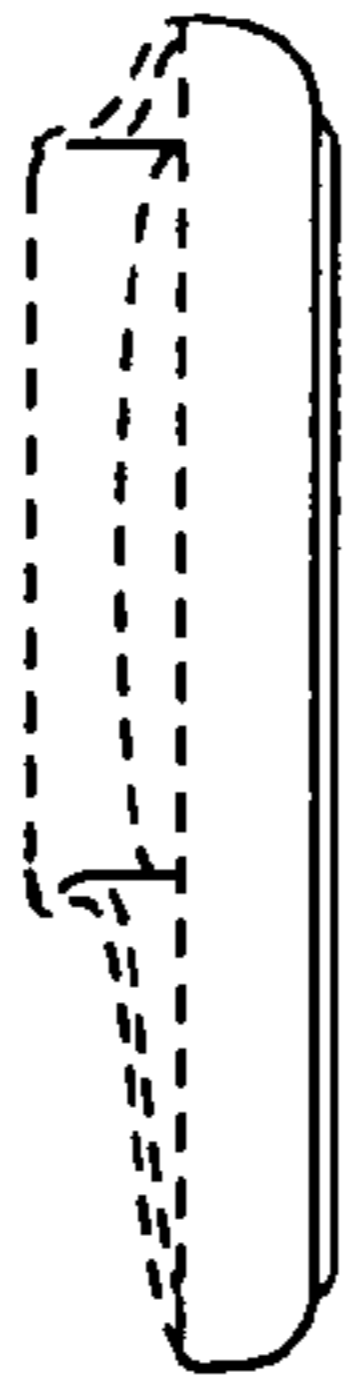


FIG. 2

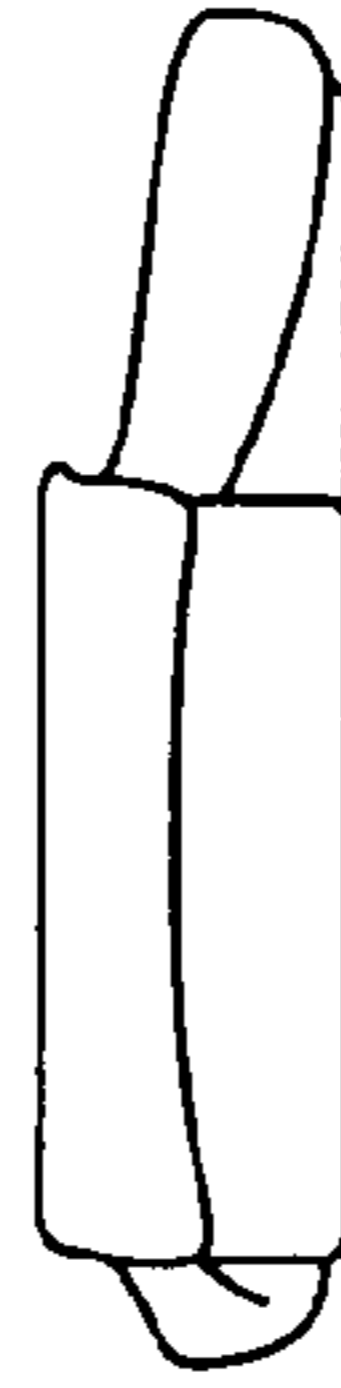


FIG. 4

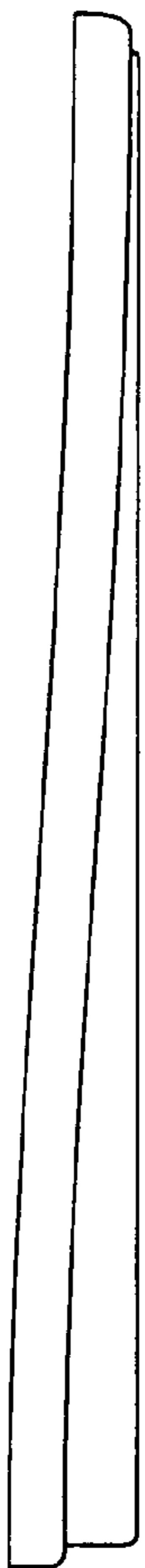


FIG. 3

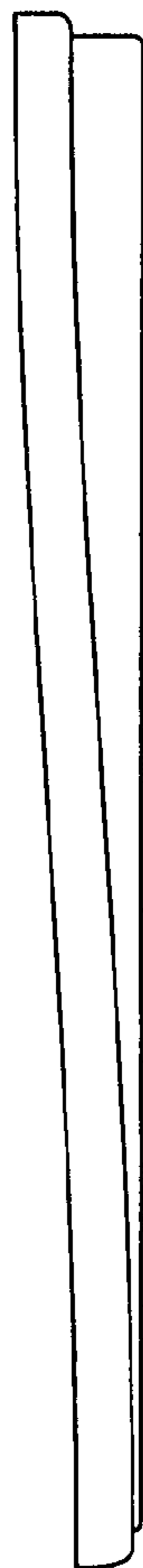


FIG. 5




FIG. 6

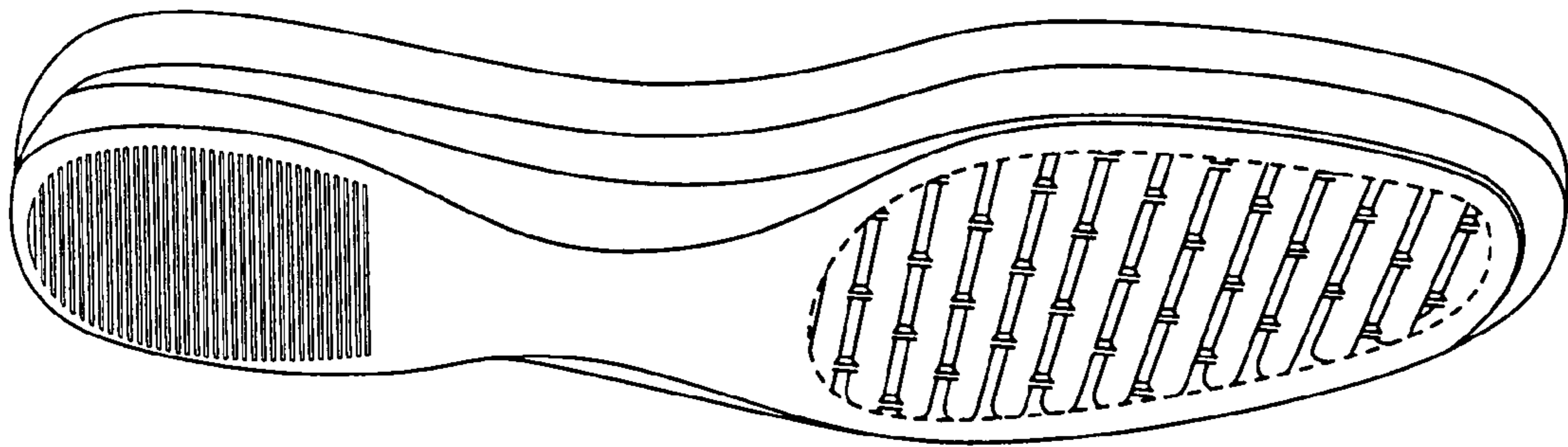


FIG. 7