



US00D557885S

(12) **United States Design Patent**  
**McClaskie**

(10) **Patent No.:** **US D557,885 S**

(45) **Date of Patent:** **\*\* Dec. 25, 2007**

- (54) **OUTSOLE FOR A SHOE**
- (75) Inventor: **Thomas E. McClaskie**, Bethlehem, PA (US)
- (73) Assignee: **Columbia Insurance Company**, Omaha, NE (US)
- (\*\*) Term: **14 Years**
- (21) Appl. No.: **29/262,382**
- (22) Filed: **Jun. 30, 2006**

5,048,203 A	9/1991	Kling	36/32
5,185,944 A	2/1993	Okajima	36/45
D335,953 S	6/1993	Tyng	D2/320
D345,453 S	3/1994	Carpenter	D2/955
5,499,459 A	3/1996	Tomaro	36/10
5,526,584 A	6/1996	Bleimhofer et al.	36/10
D381,494 S	7/1997	Anderson	D2/959
D383,594 S *	9/1997	Elliott	D2/954
D384,798 S	10/1997	Gray	D2/964
5,738,937 A	4/1998	Baychar	428/316.6
5,786,057 A *	7/1998	Lyden et al.	428/52
D415,876 S *	11/1999	Cahill	D2/954
6,065,230 A *	5/2000	James	36/25 R
D430,968 S	9/2000	Carroll	D2/962

- (51) **LOC (8) Cl.** ..... **02-04**
- (52) **U.S. Cl.** ..... **D2/953; D2/950**
- (58) **Field of Classification Search** ..... D2/947, D2/949, 951, 953, 957, 959, 960; 36/3 B, 36/22 R, 24.5, 25 R, 32 R, 59 C, 103  
See application file for complete search history.

(56) **References Cited**

**U.S. PATENT DOCUMENTS**

1,974,543 A	9/1934	Reymond	12/142
2,046,217 A	6/1936	Strauss	36/72
2,079,237 A	5/1937	Allard	36/2
2,160,768 A	5/1939	Wasser	36/72
2,344,069 A	3/1944	Wasser	36/72
3,091,871 A	6/1963	Tronche	36/72
3,175,310 A	3/1965	MacQuaid	36/72
3,175,311 A	3/1965	MacQuaid	36/72
3,191,321 A	6/1965	Brutting	36/2.5
3,213,551 A	10/1965	Krauss	36/2.5
3,407,518 A	10/1968	MacQuaid et al.	36/72
3,525,165 A	8/1970	Randall, Jr.	36/2.5
3,561,142 A	2/1971	Streit, Sr. et al.	36/72
D256,518 S	8/1980	Moesle	D2/320
4,231,170 A	11/1980	Griswold	36/72
4,366,629 A	1/1983	Scherz	36/4
4,562,652 A	1/1986	Hensler	36/102
D298,483 S *	11/1988	Liggett et al.	D2/954
4,908,963 A	3/1990	Krajcir et al.	36/77
4,995,174 A	2/1991	Hong et al.	36/72

(Continued)

*Primary Examiner*—Celia A. Murphy  
(74) *Attorney, Agent, or Firm*—St. Onge Steward Johnston & Reens LLC

(57) **CLAIM**

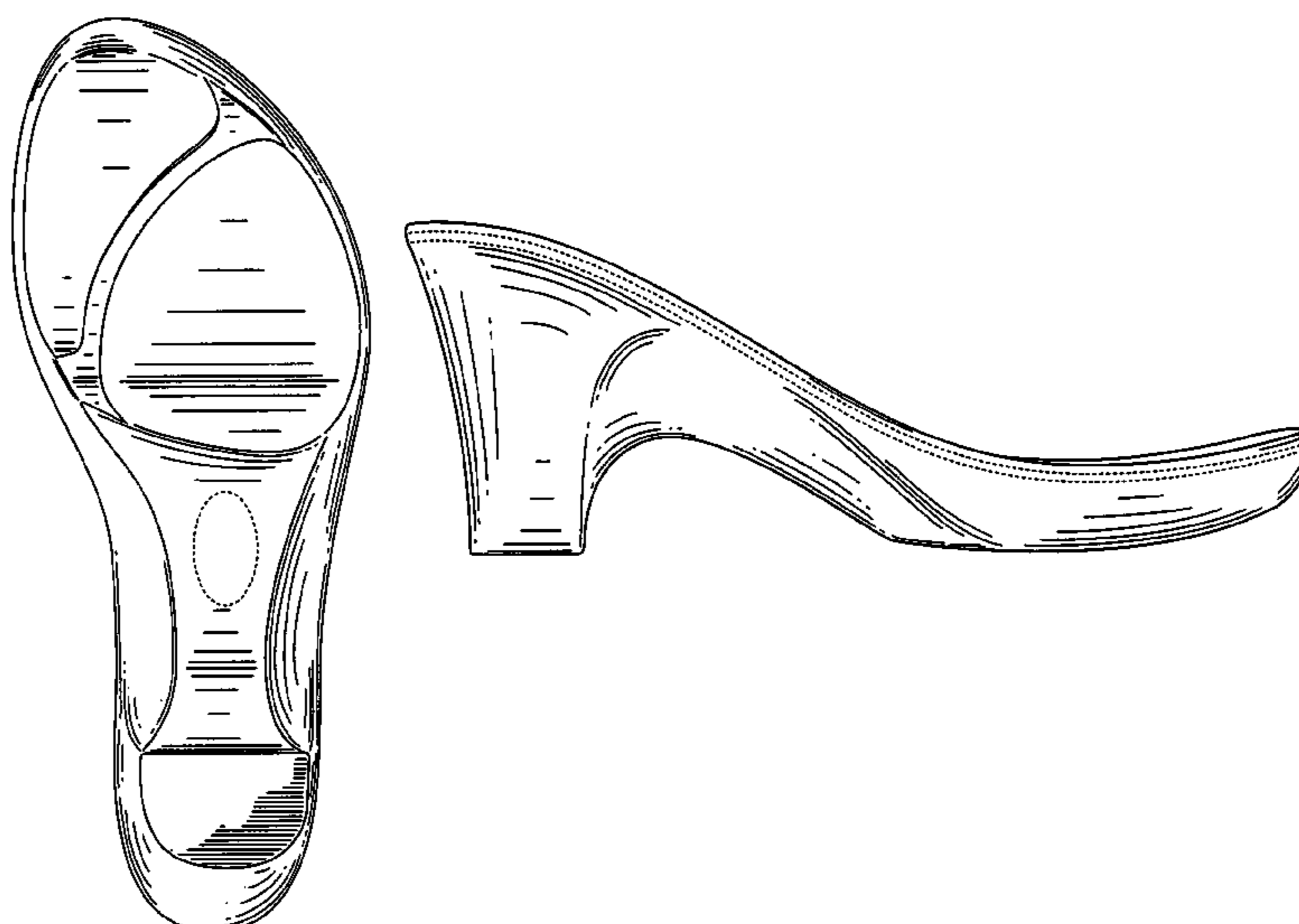
I claim the ornamental design for an outsole for a shoe, as shown and described.

**DESCRIPTION**

FIG. 1 is a bottom perspective view of an outsole for a shoe showing my new design;  
FIG. 2 is a bottom view thereof;  
FIG. 3 is a left side view thereof;  
FIG. 4 is a right side view thereof;  
FIG. 5 is a front view thereof; and,  
FIG. 6 a rear view thereof.

The broken line showing an oval shape in the arch area of FIGS. 1 & 2, along with the parallel broken lines around the peripheries of FIGS. 1, & 3–6, represent the boundaries of the design; with the neither the lines themselves nor the areas within them forming any part of the claim.

**1 Claim, 5 Drawing Sheets**



# US D557,885 S

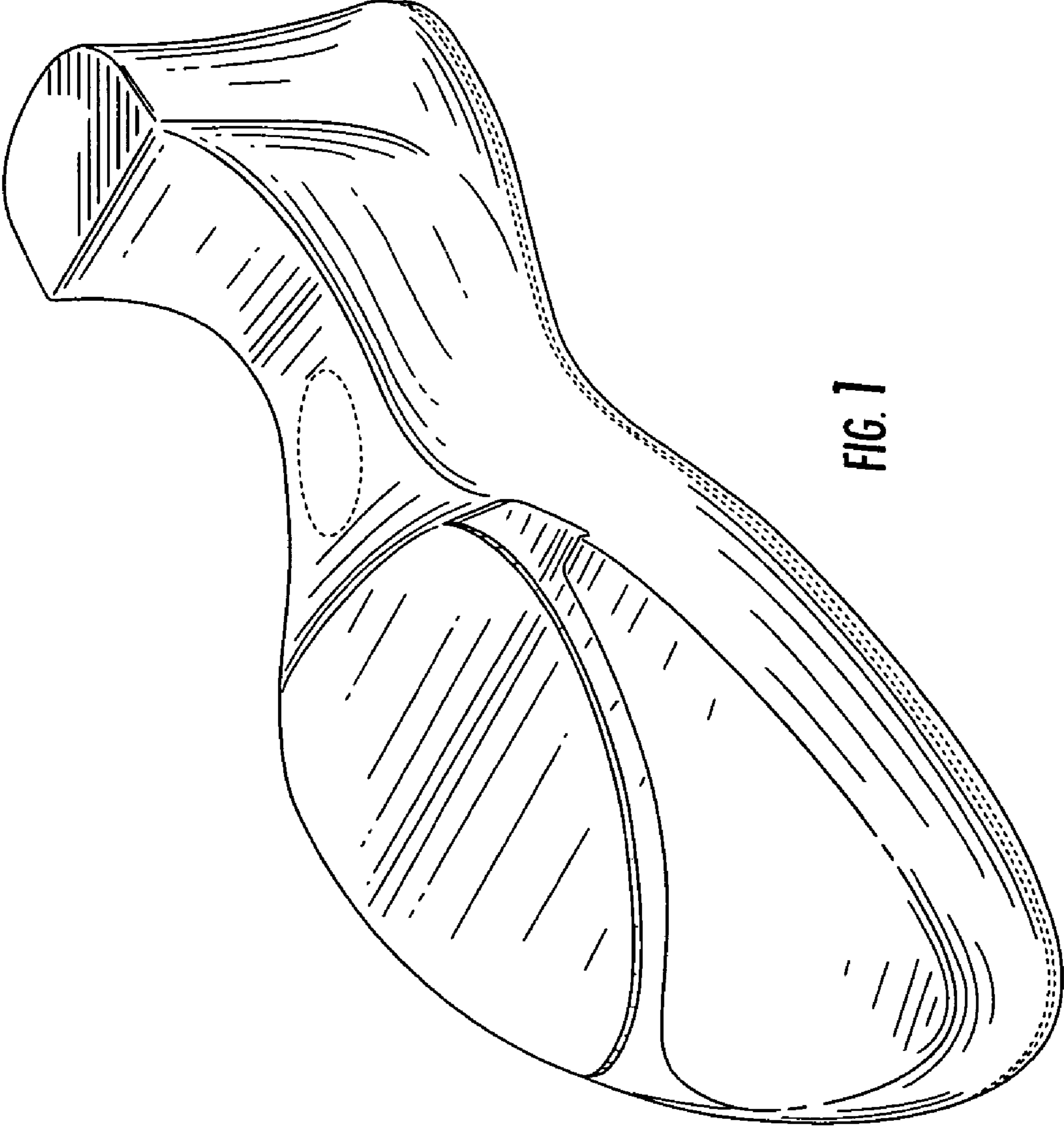
Page 2

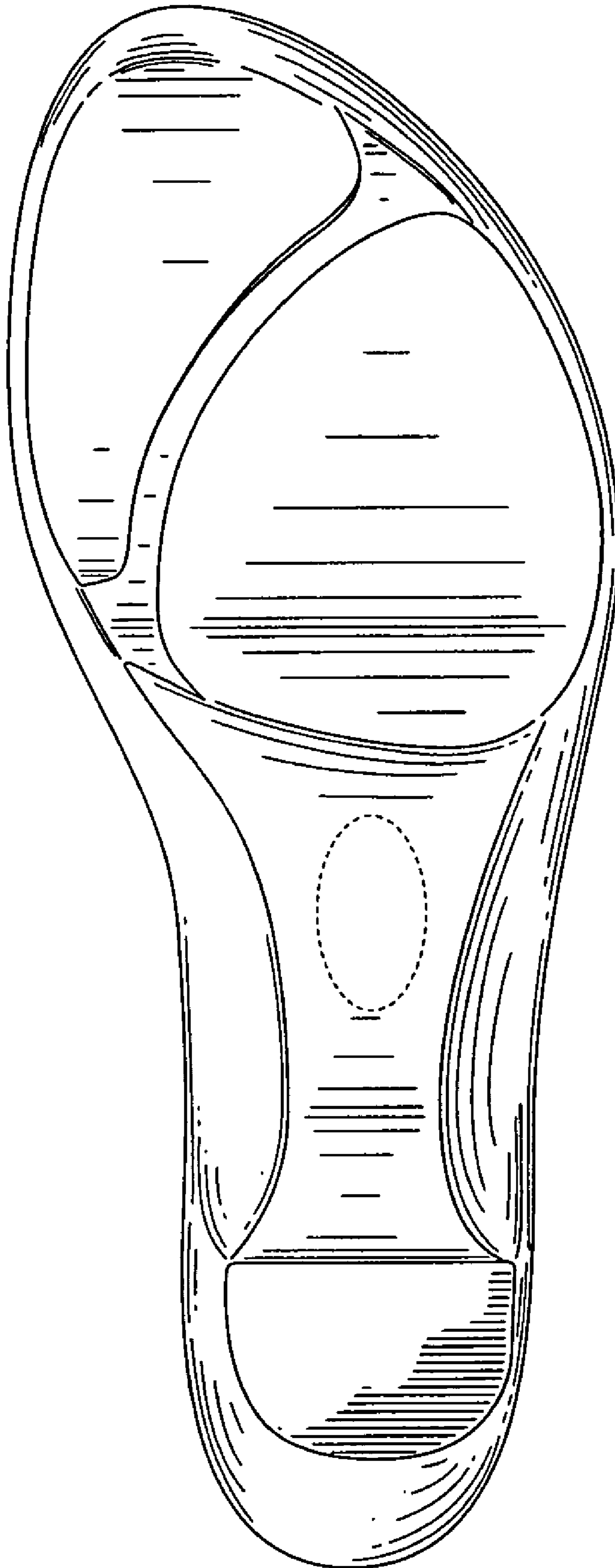
---

## U.S. PATENT DOCUMENTS

6,161,315	A	12/2000	Dalton	.....	36/134				
D447,853	S	*	9/2001	Merceron	.....	D2/956			
D455,543	S	*	4/2002	Feeney et al.	.....	D2/953			
D468,083	S		1/2003	Morais	.....	D2/960			
D483,555	S		12/2003	Robinson, Jr. et al.	.....	D2/954			
6,725,573	B2	*	4/2004	Doyle	.....	36/29			
D494,345	S	*	8/2004	Werman	.....	D2/923			
D498,904	S	*	11/2004	Lee	.....	D2/953			
D499,534	S	*	12/2004	McClaskie	.....	D2/951			
D501,707	S		2/2005	Nakano	.....	D2/959			
D512,820	S	*	12/2005	Le	.....	D2/956			
D513,840	S	*	1/2006	Urie et al.	.....	D2/953			
D513,842	S	*	1/2006	Paytuvi	.....	D2/957			
D538,017	S	*	3/2007	McClaskie	.....	D2/959			
D541,019	S	*	4/2007	McClaskie	.....	D2/951			
D541,511	S	*	5/2007	Wu	.....	D2/956			

\* cited by examiner





**FIG. 2**

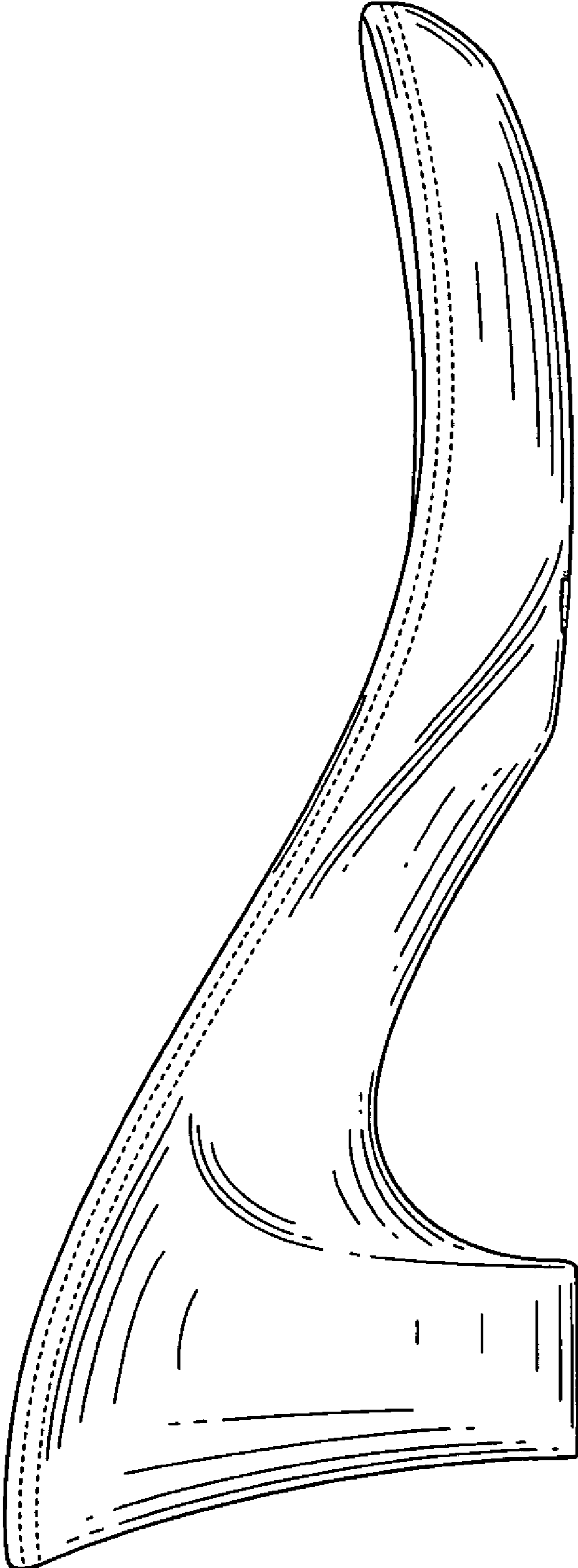


FIG. 3

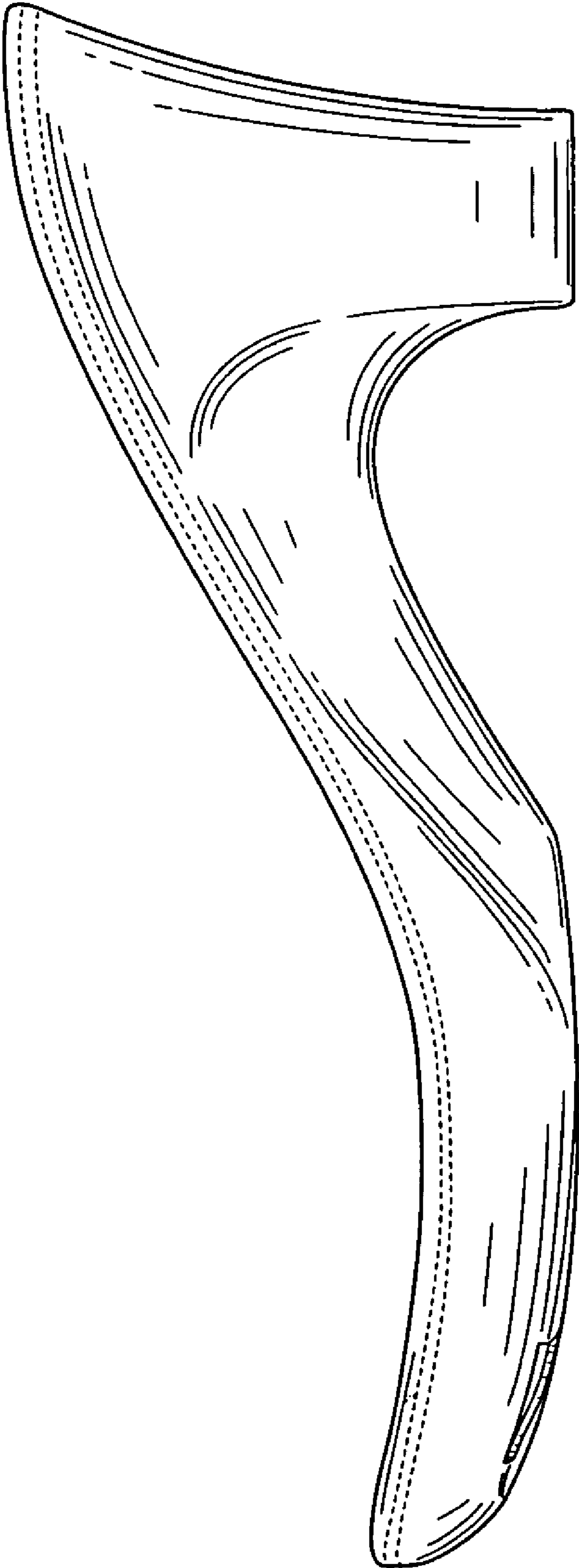
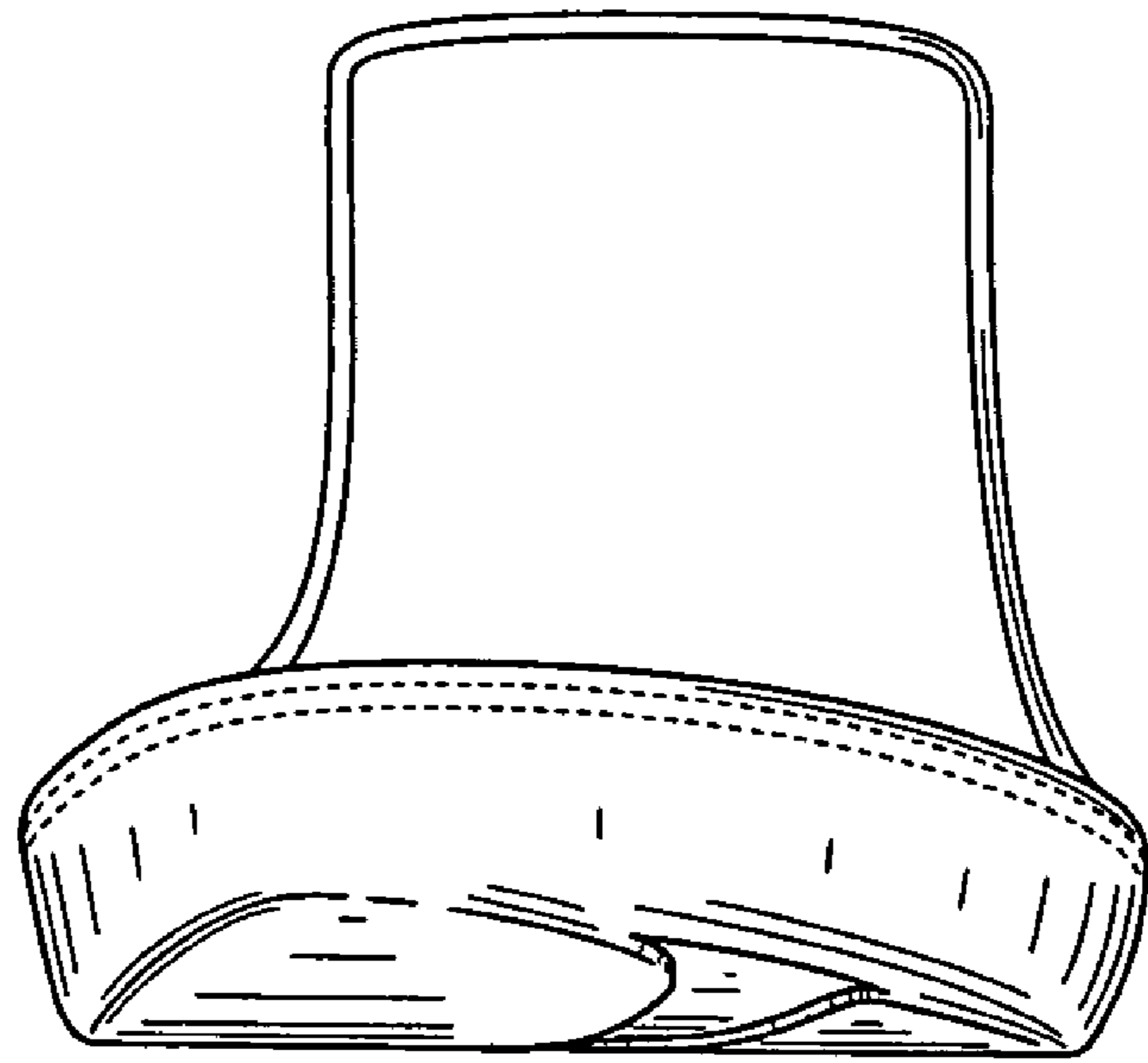
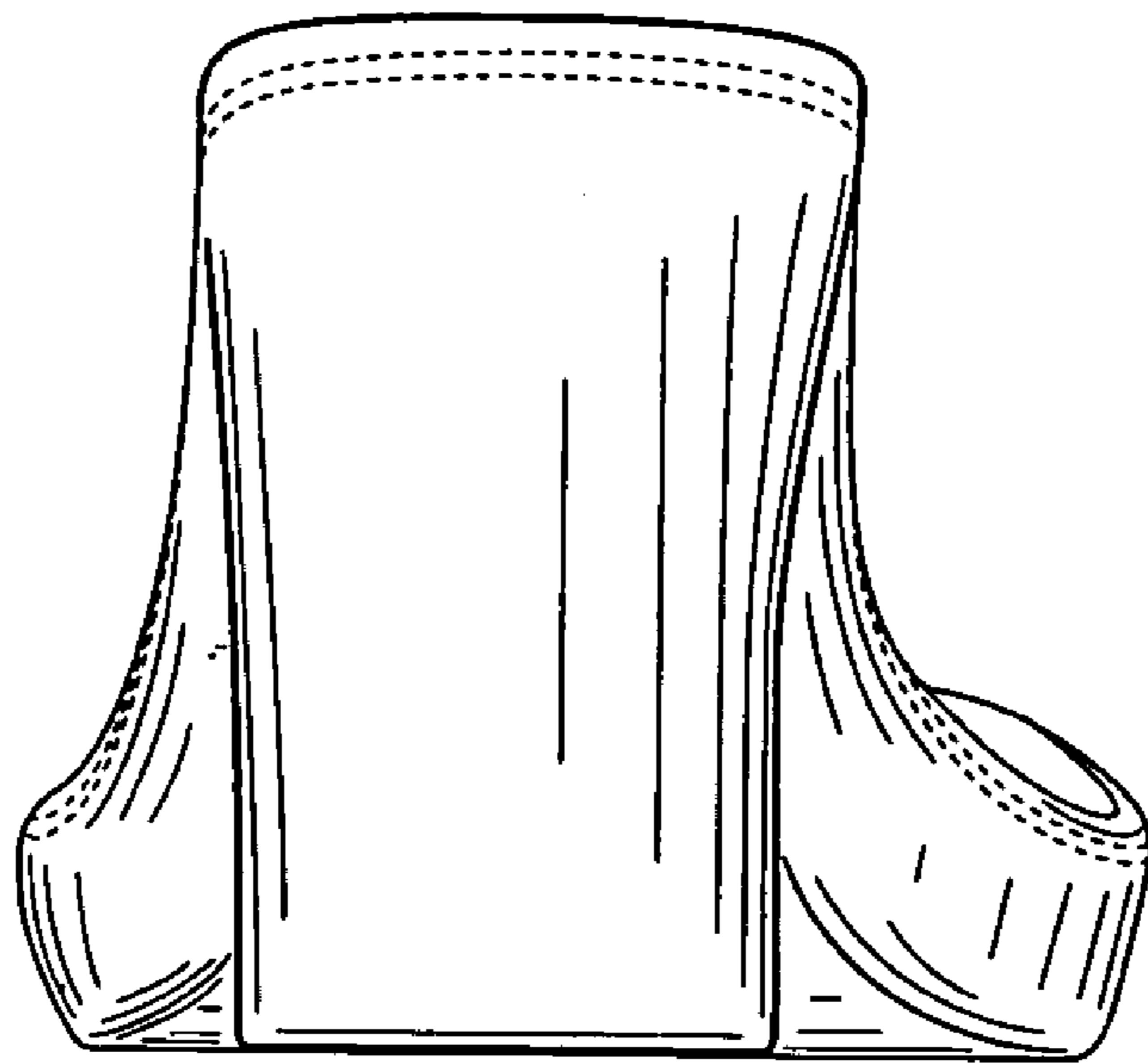


FIG. 4



**FIG. 5**



**FIG. 6**