



US00D557884S

(12) **United States Design Patent**  
**McClaskie**

(10) **Patent No.:** **US D557,884 S**

(45) **Date of Patent:** **\*\* Dec. 25, 2007**

(54) **OUTSOLE FOR A SHOE**  
(75) Inventor: **Thomas E. McClaskie**, Bethlehem, PA  
(US)  
(73) Assignee: **Columbia Insurance Company**,  
Omaha, NE (US)  
(\*\*) Term: **14 Years**  
(21) Appl. No.: **29/262,295**

4,366,629 A	1/1983	Scherz	36/4
4,562,652 A	1/1986	Hensler	36/102
4,908,963 A	3/1990	Krajcir et al.	36/77
4,995,174 A	2/1991	Hong et al.	36/72
5,048,203 A	9/1991	Kling	36/32
5,185,944 A	2/1993	Okajima	36/45
D335,953 S	6/1993	Tyng	D2/320
D345,453 S	3/1994	Carpenter	D2/955
5,499,459 A	3/1996	Tomaro	36/10
5,526,584 A	6/1996	Bleimhofer et al.	36/10
D381,494 S	7/1997	Anderson	D2/959

(Continued)

(22) Filed: **Jun. 29, 2006**  
(51) **LOC (8) Cl.** ..... **02-04**  
(52) **U.S. Cl.** ..... **D2/953; D2/950; D2/959**  
(58) **Field of Classification Search** ..... D2/947,  
D2/949, 951, 953, 957, 959, 960; 36/3 B,  
36/22 R, 24.5, 25 R, 32 R, 59 C, 103  
See application file for complete search history.

*Primary Examiner*—Celia A. Murphy  
(74) *Attorney, Agent, or Firm*—St. Onge Steward Johnston  
& Reens LLC

(57) **CLAIM**

I claim the ornamental design for an outsole for a shoe, as shown and described.

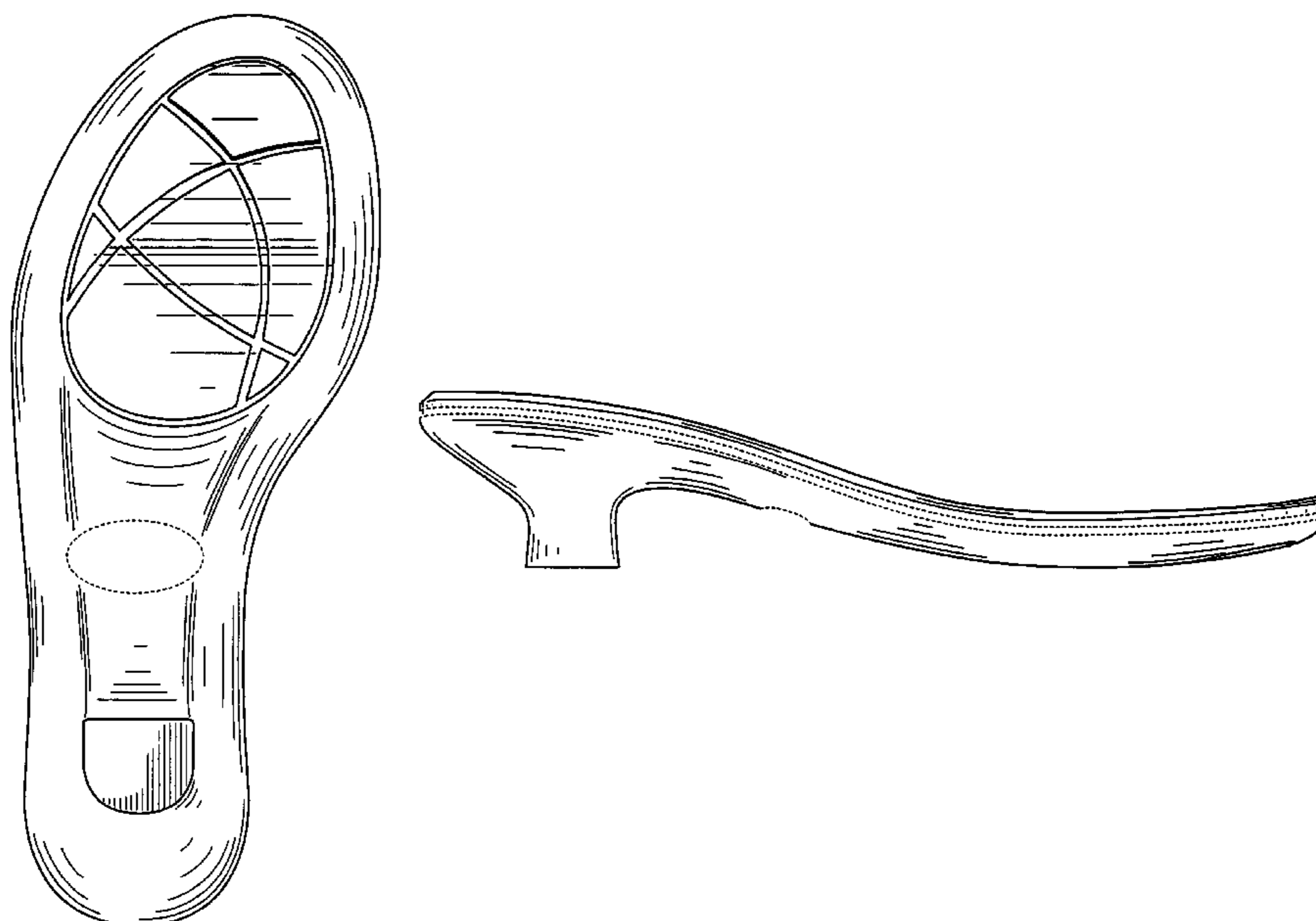
(56) **References Cited**  
U.S. PATENT DOCUMENTS

D87,136 S *	6/1932	Tebbut	D2/954
1,974,543 A	9/1934	Reymond	12/142
2,046,217 A	6/1936	Strauss	36/72
2,079,237 A	5/1937	Allard	36/2
2,160,768 A	5/1939	Wasser	36/72
2,344,069 A	3/1944	Wasser	36/72
3,091,871 A	6/1963	Tronche	36/72
3,175,310 A	3/1965	MacQuaid	36/72
3,175,311 A	3/1965	MacQuaid	36/72
3,191,321 A	6/1965	Brutting	36/2.5
3,213,551 A	10/1965	Krauss	36/2.5
3,407,518 A	10/1968	MacQuaid et al.	36/72
3,525,165 A	8/1970	Randall, Jr.	36/2.5
3,561,142 A	2/1971	Streit, Sr. et al.	36/72
D256,518 S	8/1980	Moesle	D2/320
4,231,170 A	11/1980	Griswold	36/72

**DESCRIPTION**

FIG. 1 is a bottom perspective view of an outsole for a shoe showing my new design;  
FIG. 2 is a bottom view thereof;  
FIG. 3 is a left view thereof;  
FIG. 4 is a right view thereof;  
FIG. 5 is a front view thereof; and,  
FIG. 6 is a rear view thereof.  
The broken line showing an oval shape in the arch area of FIGS. 1 & 2, along with the parallel broken lines around the peripheries of FIGS. 1, & 3–6, represent the boundaries of the design; with the neither the lines themselves nor the areas within them forming any part of the claim.

**1 Claim, 4 Drawing Sheets**



# US D557,884 S

Page 2

## U.S. PATENT DOCUMENTS

D383,594 S *	9/1997	Elliott	.....	D2/954	D497,704 S *	11/2004	Wu	.....	D2/953
D384,798 S	10/1997	Gray	.....	D2/964	D498,904 S *	11/2004	Lee	.....	D2/953
5,738,937 A	4/1998	Baychar	.....	428/316.6	D499,534 S *	12/2004	McClaskie	.....	D2/951
D415,876 S *	11/1999	Cahill	.....	D2/954	D501,707 S	2/2005	Nakano	.....	D2/959
6,065,230 A *	5/2000	James	.....	36/25 R	D513,840 S *	1/2006	Urie et al.	.....	D2/953
D430,968 S	9/2000	Carroll	.....	D2/962	D513,842 S *	1/2006	Paytuvi	.....	D2/957
D433,215 S *	11/2000	Smith, III	.....	D2/957	D529,265 S *	10/2006	Corbi Rico	.....	D2/957
6,161,315 A	12/2000	Dalton	.....	36/134	D533,334 S *	12/2006	McClaskie	.....	D2/956
D459,063 S *	6/2002	Nason	.....	D2/953	D541,511 S *	5/2007	Wu	.....	D2/956
D468,083 S	1/2003	Morais	.....	D2/960	D542,016 S *	5/2007	Teteriatnikov	.....	D2/953
D474,584 S *	5/2003	Matis	.....	D2/953	D543,679 S *	6/2007	Edwards	.....	D2/959
D483,555 S	12/2003	Robinson, Jr. et al.	.....	D2/954	D545,035 S *	6/2007	Roulo	.....	D2/959
6,725,573 B2 *	4/2004	Doyle	.....	36/29	2006/0272180 A1 *	12/2006	Hay	.....	36/25 R
D494,345 S *	8/2004	Werman	.....	D2/923	2006/0283043 A1 *	12/2006	Lamstein	.....	36/3 B

\* cited by examiner

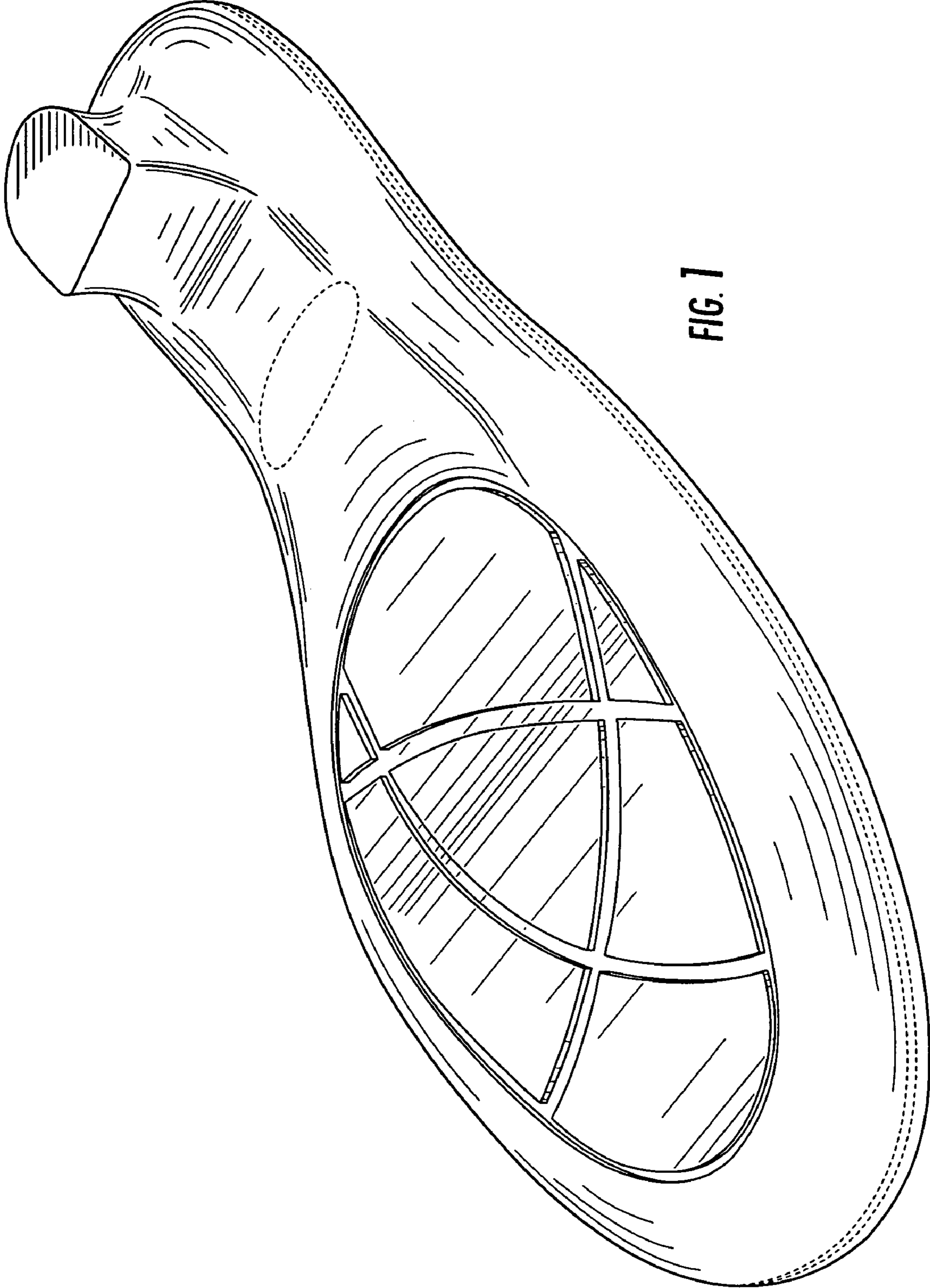


FIG. 1

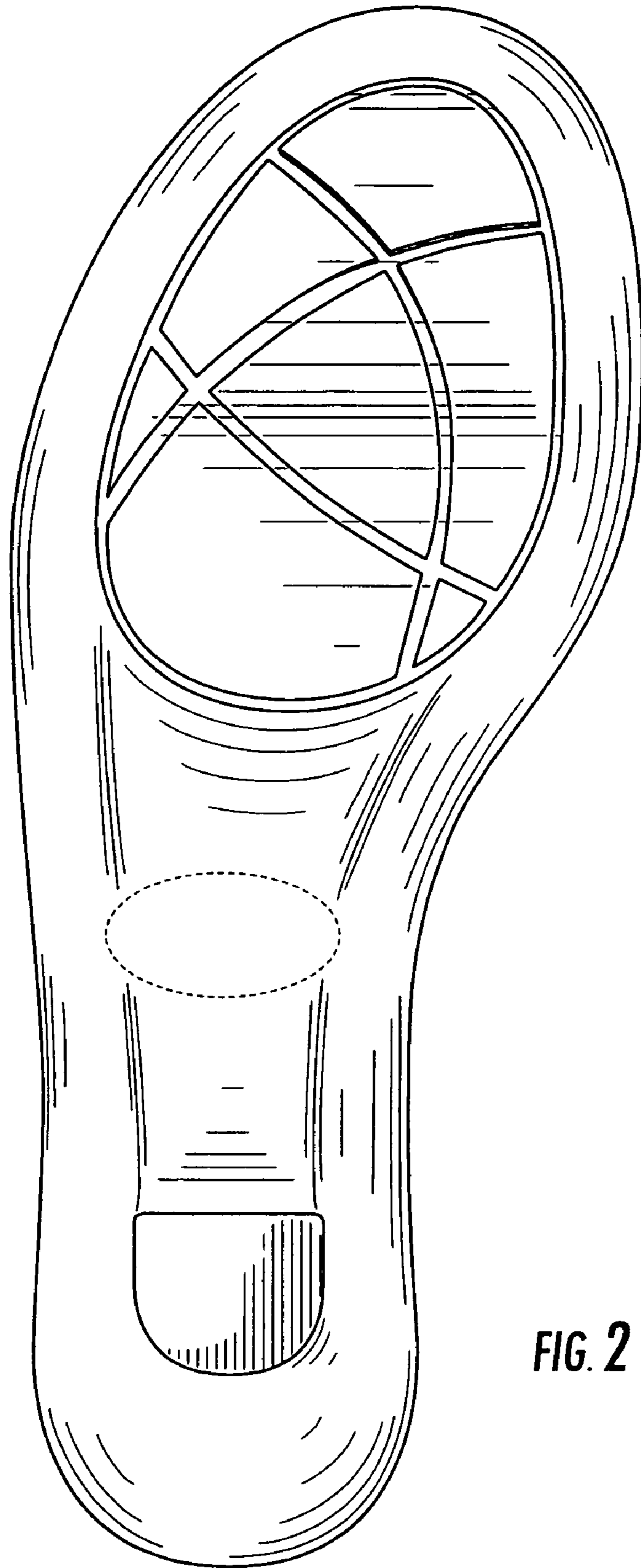


FIG. 2



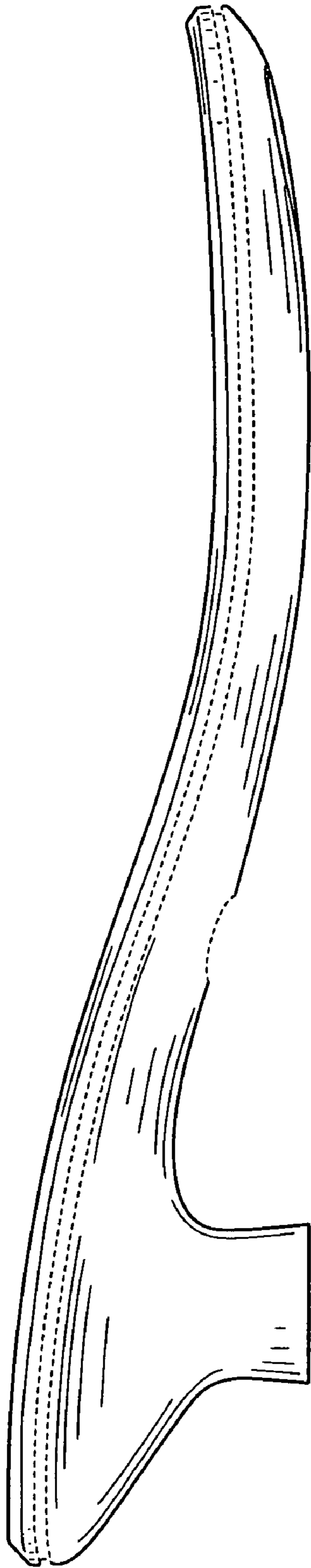


FIG. 3

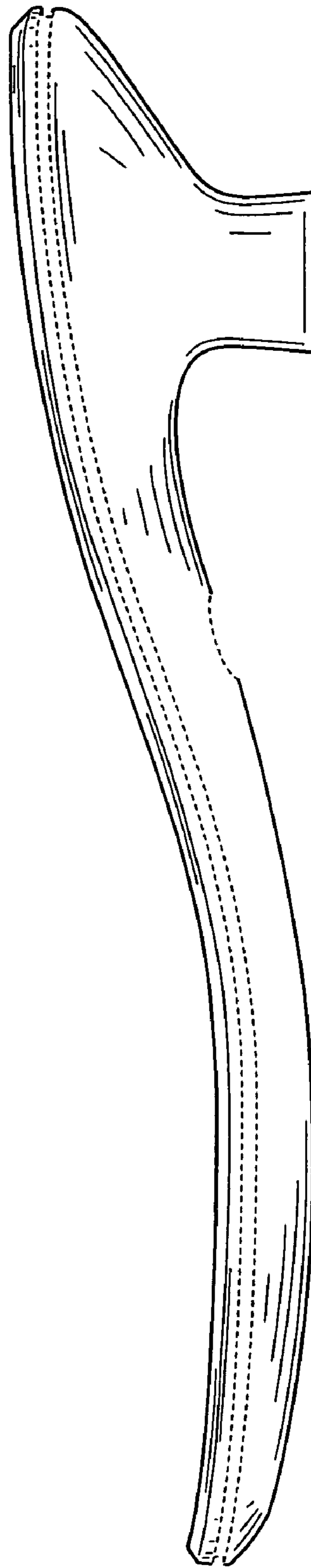

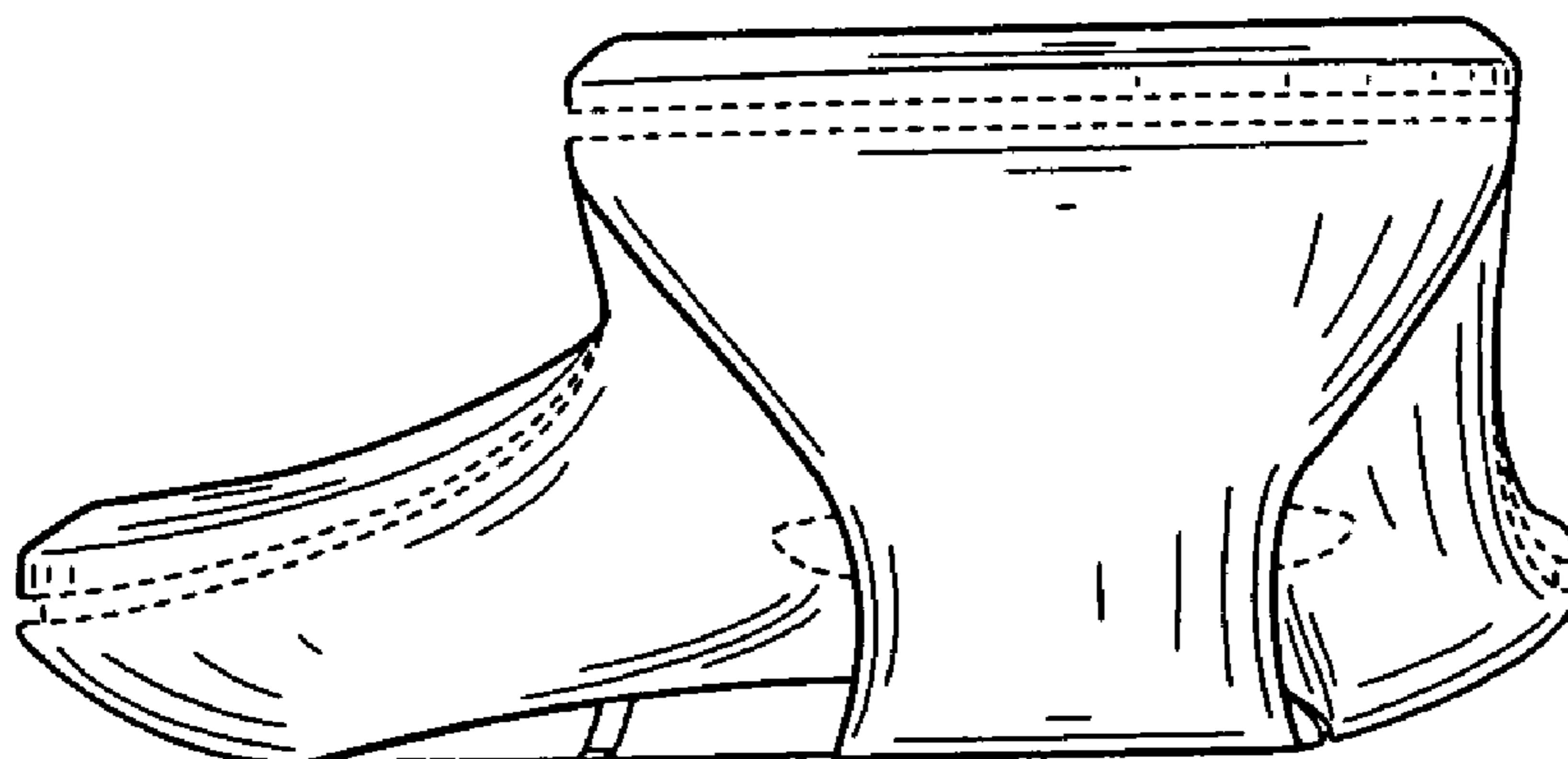


FIG. 4



**FIG. 5**



**FIG. 6**