



US00D557869S

(12) **United States Design Patent** (10) **Patent No.:** **US D557,869 S**
Hawker et al. (45) **Date of Patent:** **** Dec. 18, 2007**

(54) **BIN**

Primary Examiner—Cynthia E. Ramirez
(74) *Attorney, Agent, or Firm*—Bourque and Associates

(75) Inventors: **Michael John Hawker**, Hadleigh (GB);
Mark Hamilton Jardine, Creeting St.
Peter (GB)

(57) **CLAIM**

(73) Assignee: **Spacemaker Bins Limited** (GB)

The ornamental design for a bin, as shown and described.

(**) Term: **14 Years**

(21) Appl. No.: **29/271,609**

DESCRIPTION

(22) Filed: **Jan. 23, 2007**

(51) **LOC (8) Cl.** **09-09**

(52) **U.S. Cl.** **D34/9; D34/7**

(58) **Field of Classification Search** D34/1,
D34/5, 6, 7, 8, 9, 10, 11; 220/908–913, 262–264
See application file for complete search history.

FIG. 1 is a front left side perspective view of the bin according to the present invention;

FIG. 2 is a back right side perspective view of the bin according to the present invention;

FIG. 3 is a front perspective view of the bin according to the present invention;

FIG. 4 is a left side perspective view of the bin according to the present invention, the right side being a mirror image thereof;

FIG. 5 is a front side perspective view of the bin according to the present invention illustrating the bin in an open position;

FIG. 6 is a back view of the bin according to the present invention; and,

FIG. 7 is a top view of the bin according to the present invention.


(56) **References Cited**

U.S. PATENT DOCUMENTS

D526,457 S *	8/2006	Lin	D34/9
D533,703 S *	12/2006	Lin	D34/7
D535,449 S *	1/2007	Chen	D34/7
D537,999 S *	3/2007	Lin	D34/9
D538,994 S *	3/2007	Lin	D34/7
D538,995 S *	3/2007	Lin	D34/7
D539,498 S *	3/2007	Yang et al.	D34/9
D548,419 S *	8/2007	Wang et al.	D34/11
D549,409 S *	8/2007	Daams	D32/37

* cited by examiner

1 Claim, 7 Drawing Sheets






FIG. 1




FIG. 2

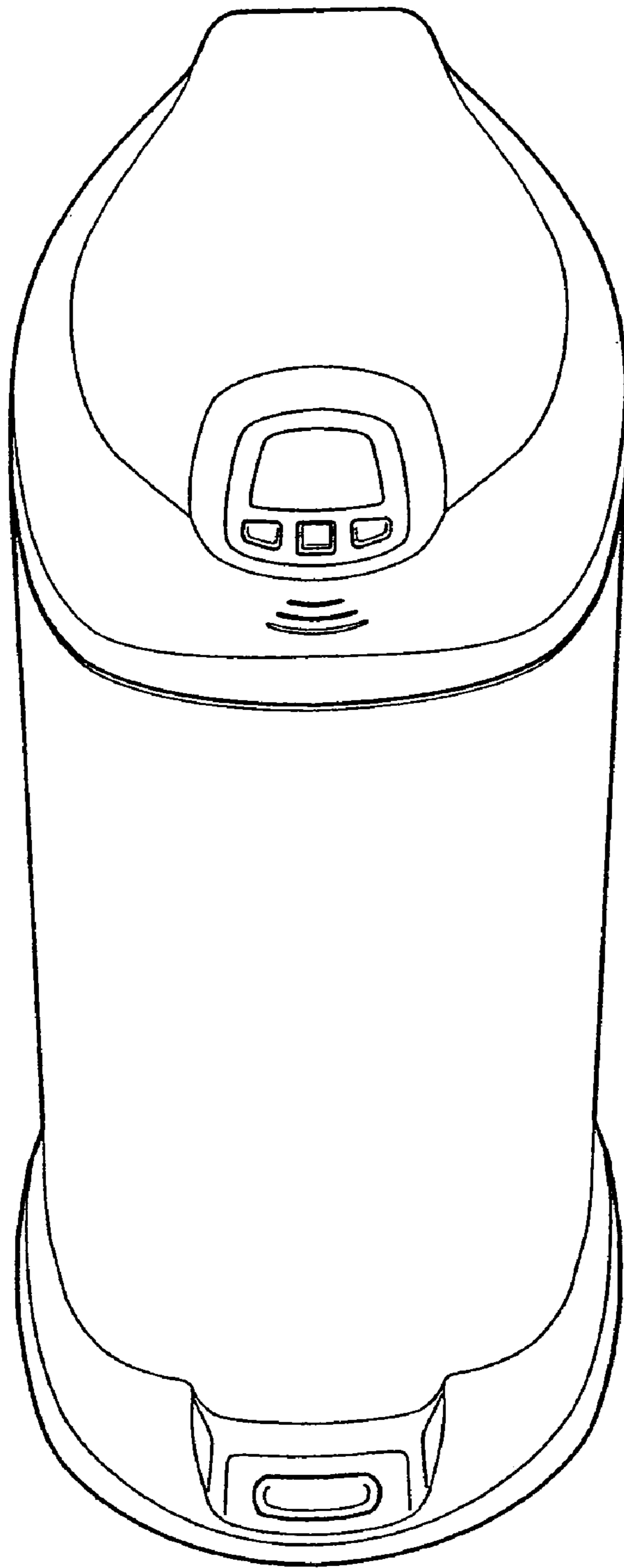


FIG. 3




FIG. 4

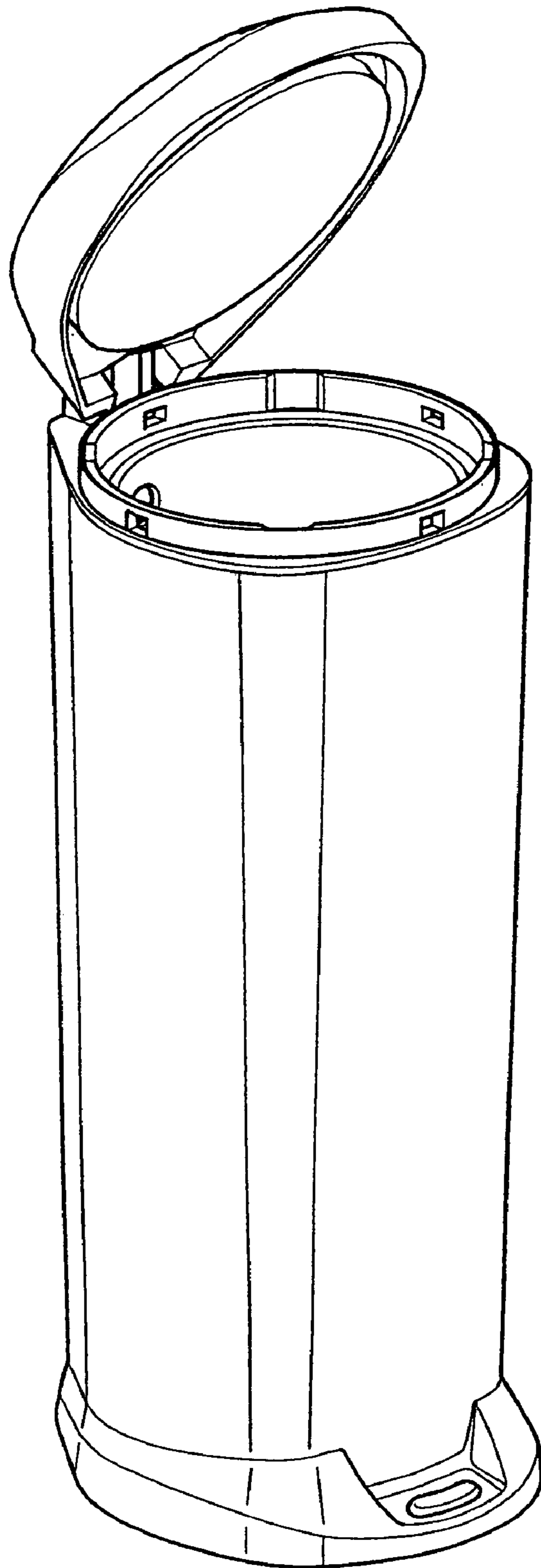


FIG. 5




FIG. 6

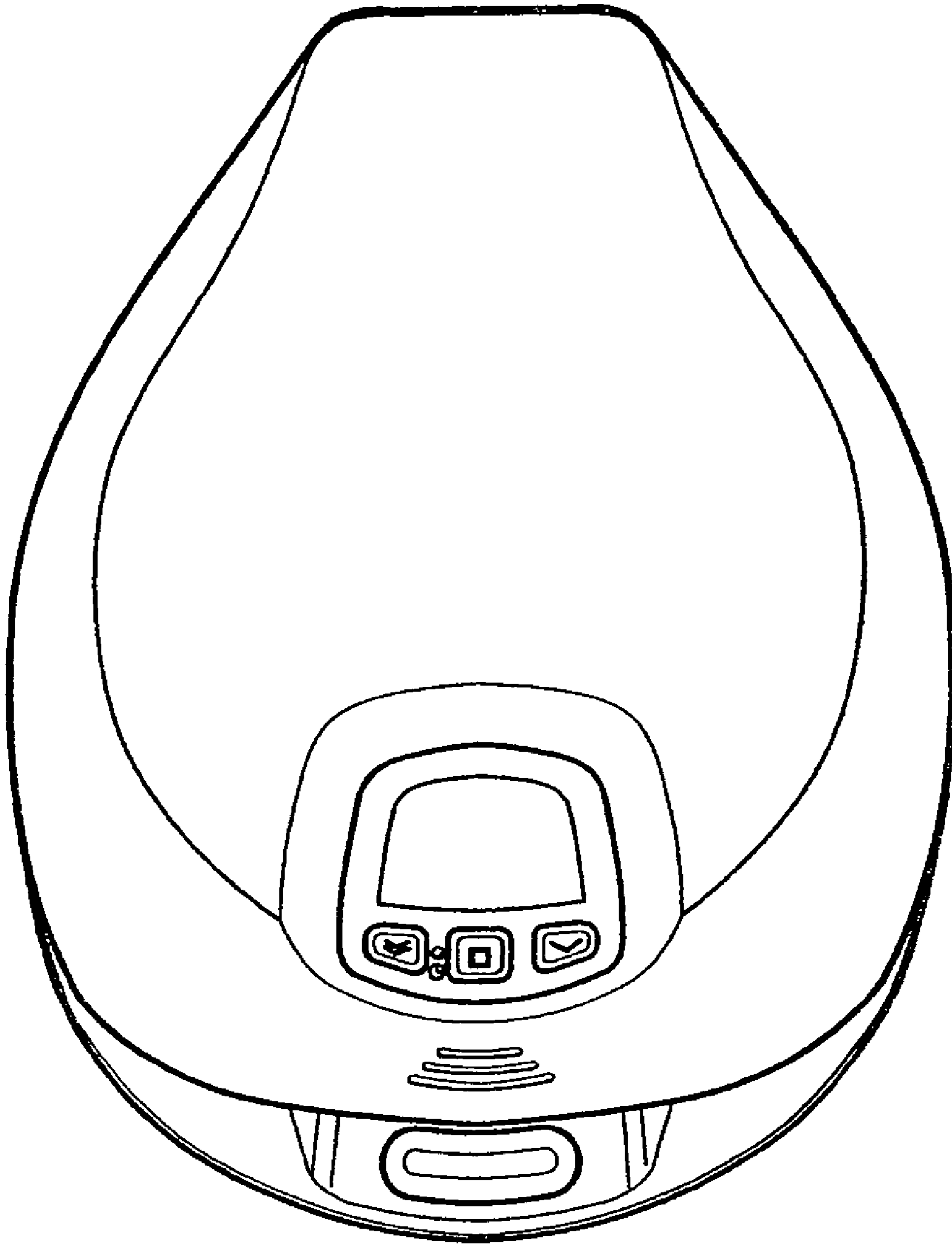


FIG. 7