



US00D557856S

(12) **United States Design Patent** (10) **Patent No.:** **US D557,856 S**
Swanson (45) **Date of Patent:** **** Dec. 18, 2007**

(54) **TREE TORCHIERE**

D453,049 S 1/2002 Swanson
D453,582 S 2/2002 Swanson
D501,576 S * 2/2005 Opolka D26/110

(75) Inventor: **Dennis K. Swanson**, Woodland Hills, CA (US)

* cited by examiner

(73) Assignee: **Lamps Plus, Inc.**, Chatsworth, CA (US)

Primary Examiner—Cathron C. Brooks
Assistant Examiner—Linda Brooks
(74) *Attorney, Agent, or Firm*—Fulbright & Jaworski

(**) Term: **14 Years**

(57) **CLAIM**

(21) Appl. No.: **29/268,860**

The ornamental design for a tree torchiere, substantially as shown and described.

(22) Filed: **Nov. 13, 2006**

(51) **LOC (8) Cl.** **26-03**

DESCRIPTION

(52) **U.S. Cl.** **D26/110**

FIG. 1 is a perspective view of a tree torchiere of the present invention;

(58) **Field of Classification Search** D26/93–112;
362/410–414, 153, 153.1, 431

FIG. 2 is a front elevational view thereof; a rear elevational view would be a mirror image of FIG. 2;

See application file for complete search history.

FIG. 3 is a left side view thereof;

(56) **References Cited**

FIG. 4 is a right side view thereof;

U.S. PATENT DOCUMENTS

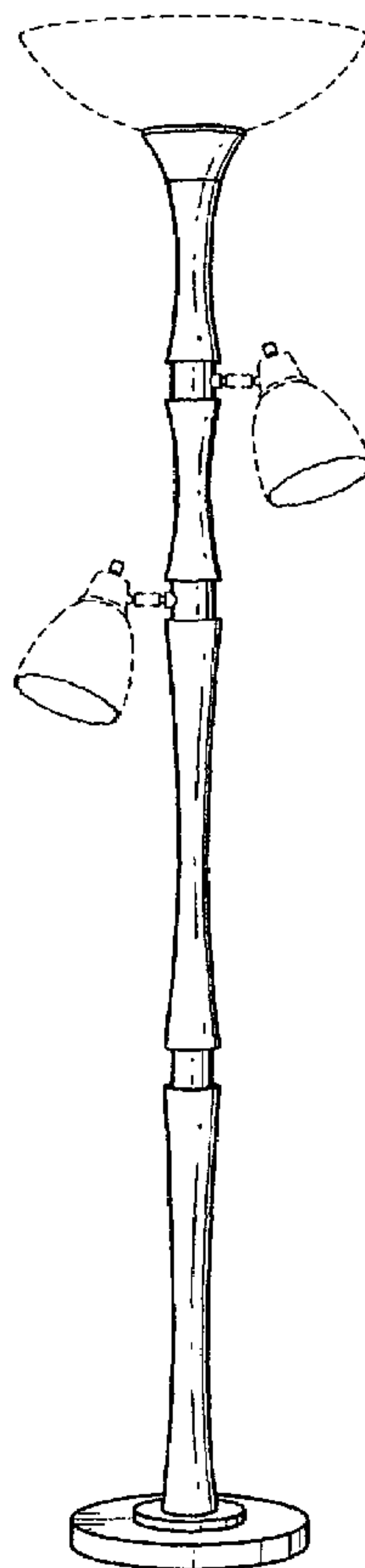
FIG. 5 is a top view thereof; and,

D353,904 S 12/1994 Swanson
D377,539 S 1/1997 Swanson
D381,105 S 7/1997 Swanson
D426,909 S 6/2000 Swanson
D427,358 S 6/2000 Swanson
D427,359 S 6/2000 Swanson
D427,360 S 6/2000 Swanson
D448,107 S 9/2001 Swanson

FIG. 6 is a bottom view thereof.

The broken lines are shown for the purpose of illustrating environmental structure and form no part of the claimed design.

1 Claim, 4 Drawing Sheets



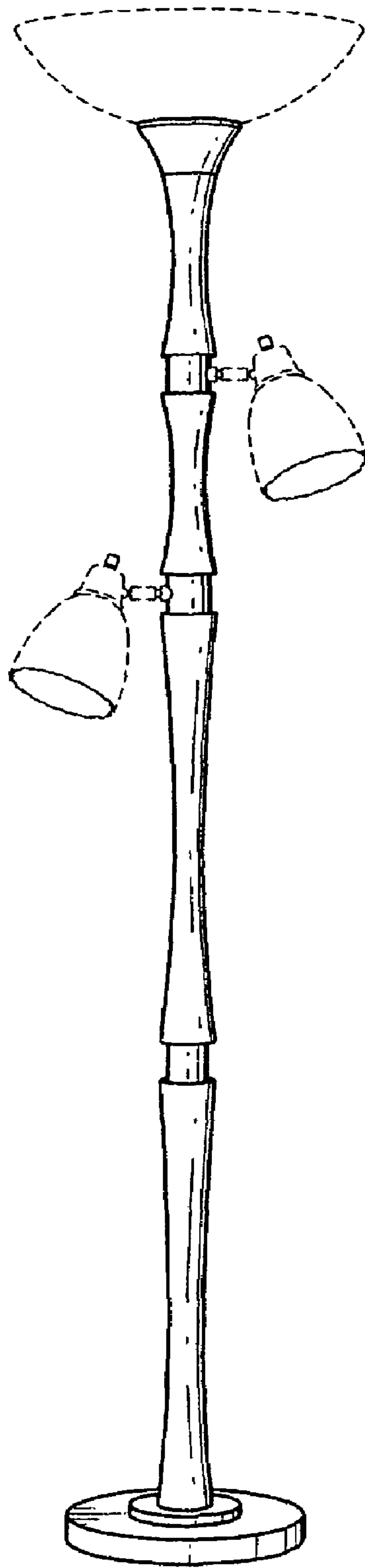


FIG. 1

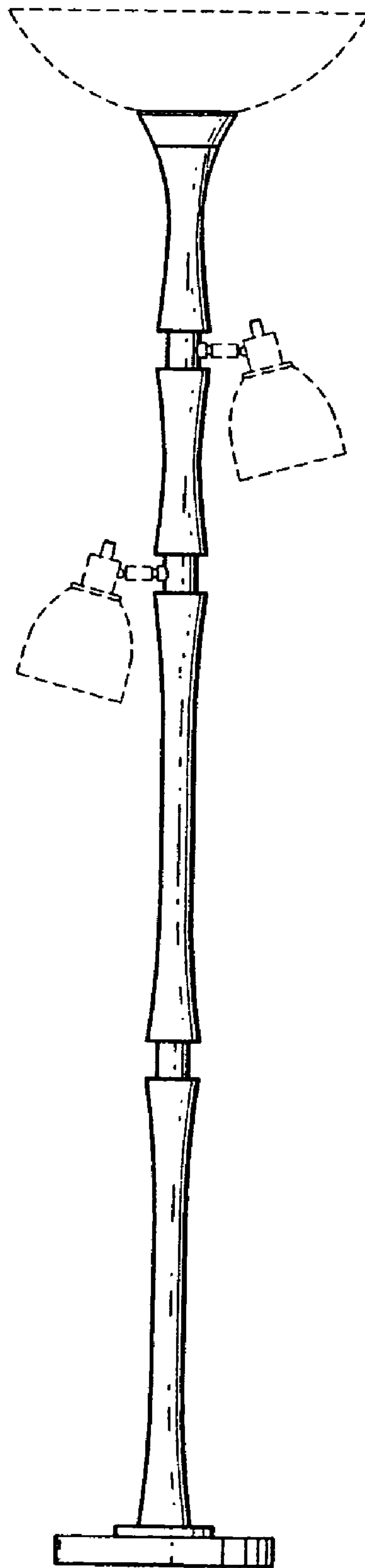


FIG. 2

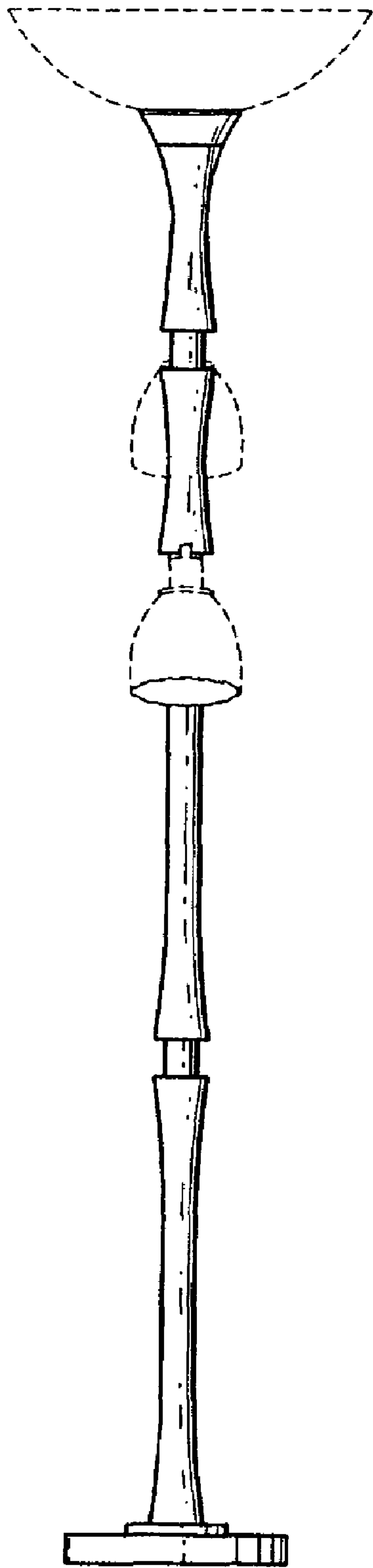


FIG. 3

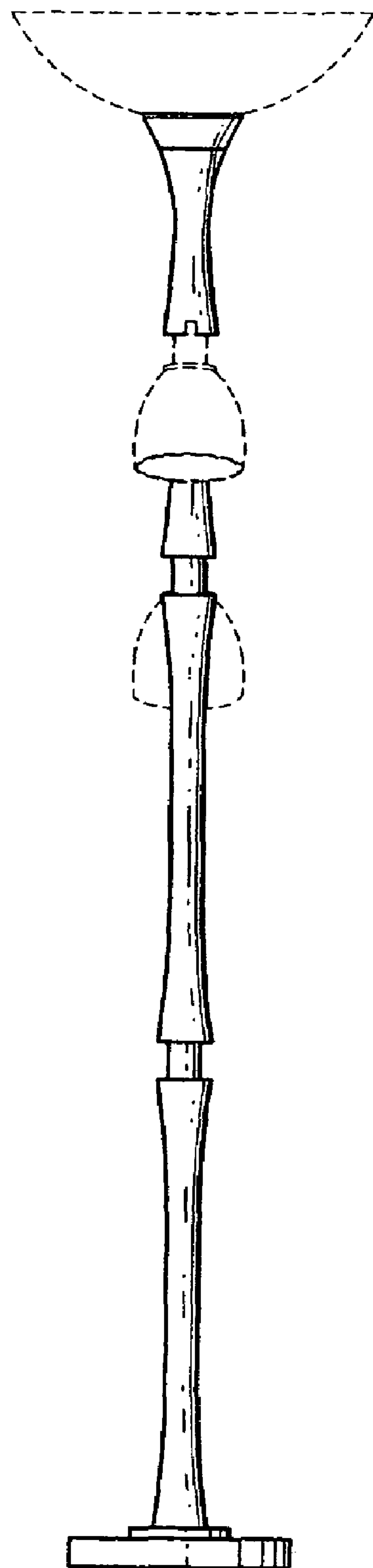


FIG. 4

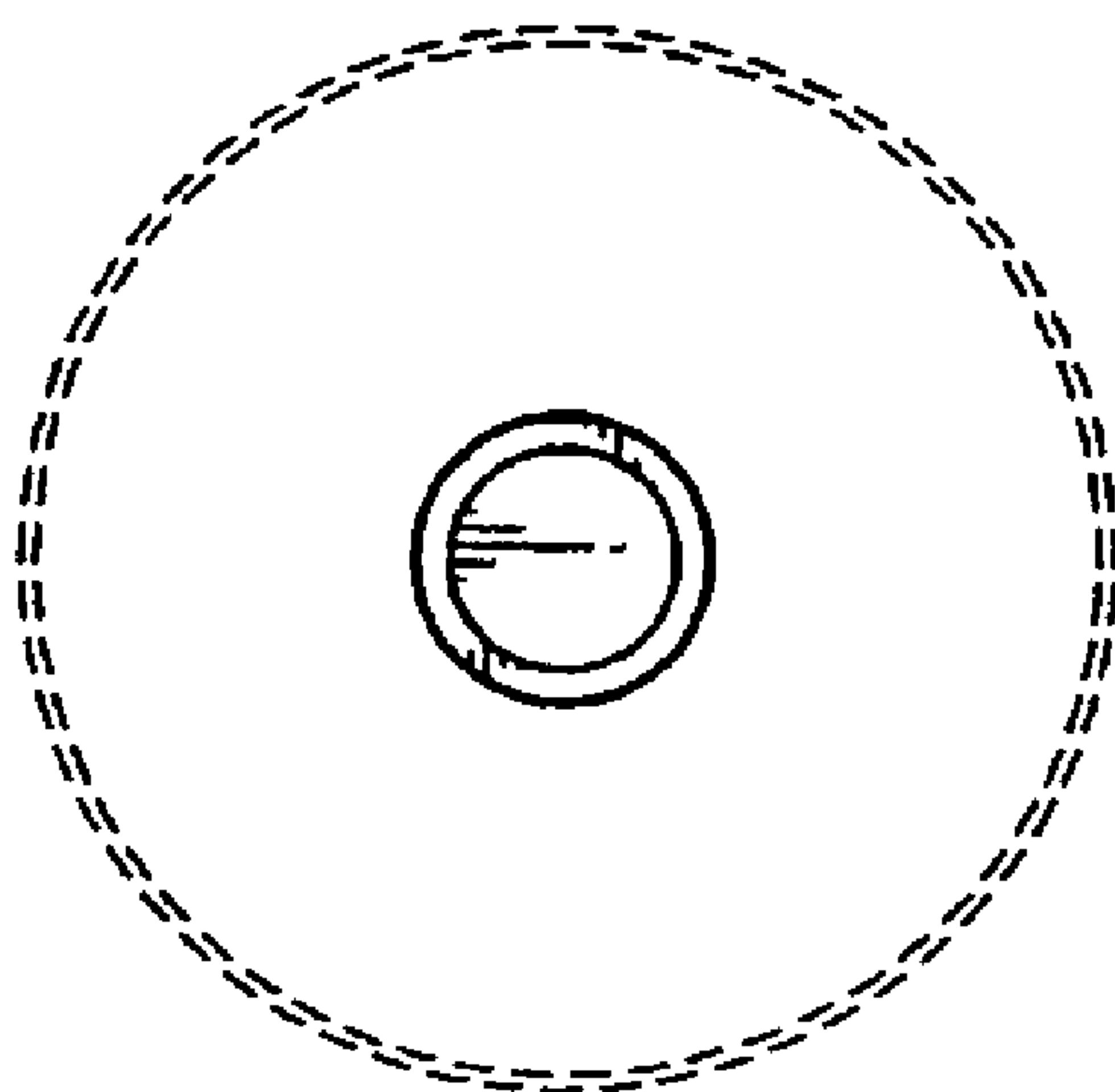


FIG. 5

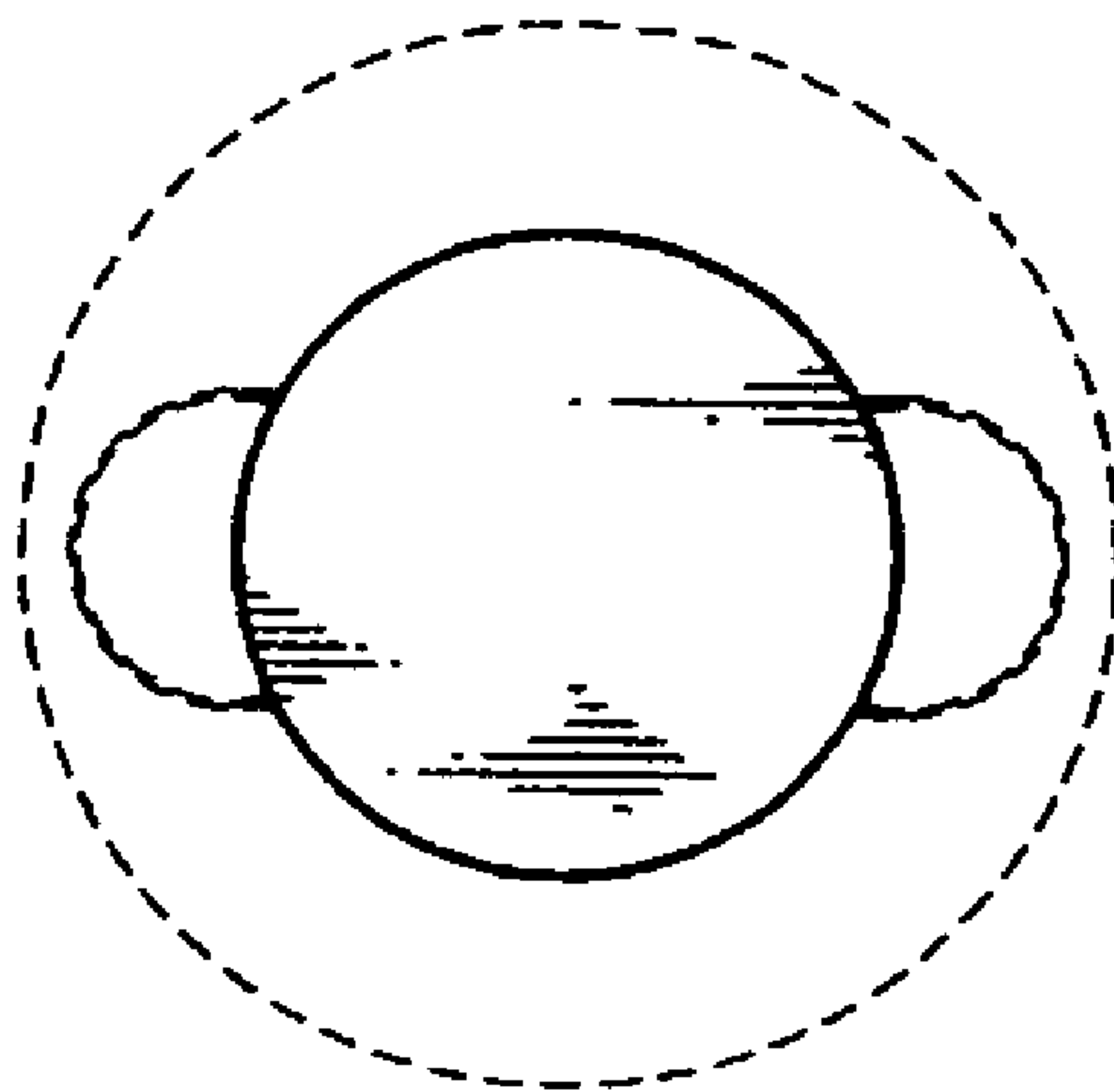


FIG. 6