



US00D557855S

(12) **United States Design Patent**
Schrade et al.

(10) **Patent No.:** **US D557,855 S**

(45) **Date of Patent:** **** Dec. 18, 2007**

(54) **LIGHT FIXTURE**

D532,145 S * 11/2006 Goetz-Schaefer D26/106

(76) Inventors: **Thomas Michael Schrade**,
Haushoferstrasse 1 B, Munich (DE)
D-81925; **Horst Gunter Lettenmayer**,
Felix-Wankel-Strasse 10, Dachau (DE)
D-85221

* cited by examiner

Primary Examiner—Cathron C. Brooks
Assistant Examiner—Linda Brooks
(74) *Attorney, Agent, or Firm*—Townsend and Townsend
and Crew LLP

(**) Term: **14 Years**

(57) **CLAIM**

(21) Appl. No.: **29/268,727**

The ornamental design for a light fixture, as shown and described.

(22) Filed: **Nov. 10, 2006**

DESCRIPTION

(51) **LOC (8) Cl.** **26-03**

(52) **U.S. Cl.** **D26/106**

(58) **Field of Classification Search** D26/93–112;
362/410–414, 101, 125, 153, 153.1, 431,
362/806, 555

See application file for complete search history.

FIG. 1 is a perspective front elevational view of our light fixture design, which has an upright tube that is rotatable about its axis in the illustrated base;

FIG. 2 is a front elevational view thereof;

FIG. 3 is a rear elevational view thereof;

FIG. 4 is a side elevational view thereof;

FIG. 5 is an opposite side elevational view thereof;

FIG. 6 is a plan view thereof; and,

FIG. 7 is a bottom end view thereof.

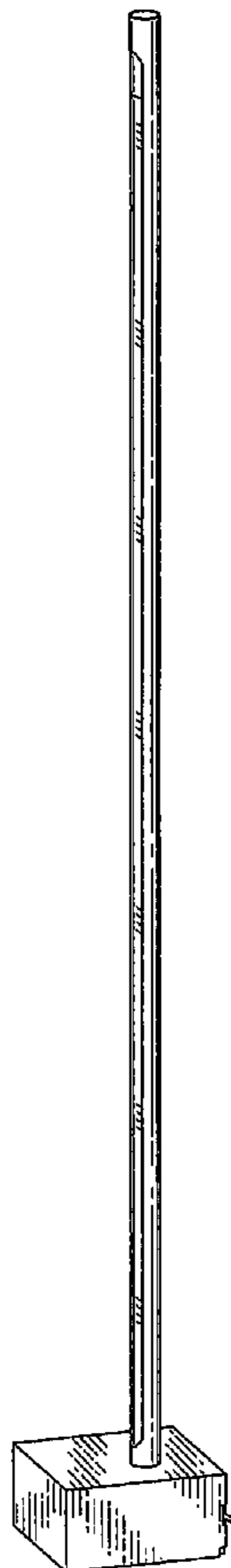
(56) **References Cited**

U.S. PATENT DOCUMENTS

D106,183 S * 9/1937 Donchian D26/110

D495,445 S * 8/2004 Cooper et al. D26/67

1 Claim, 4 Drawing Sheets



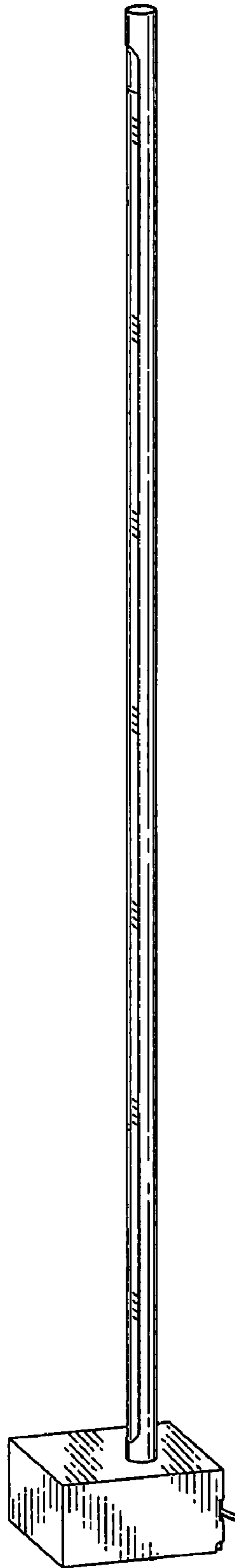


FIG. 1

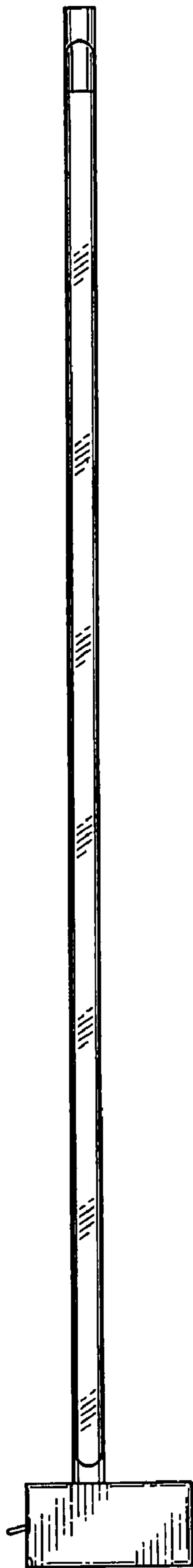


FIG. 2

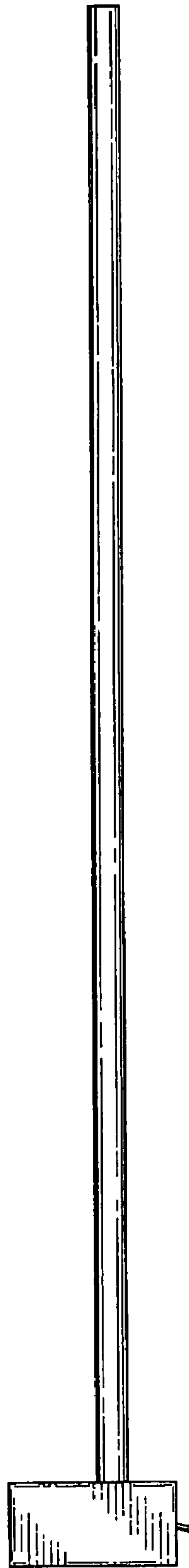


FIG. 3

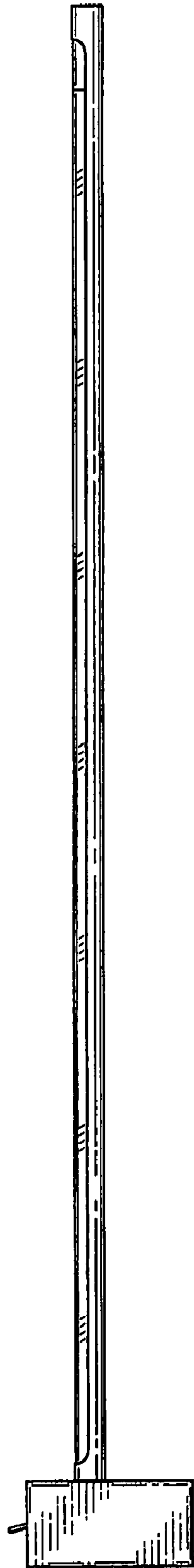


FIG. 4

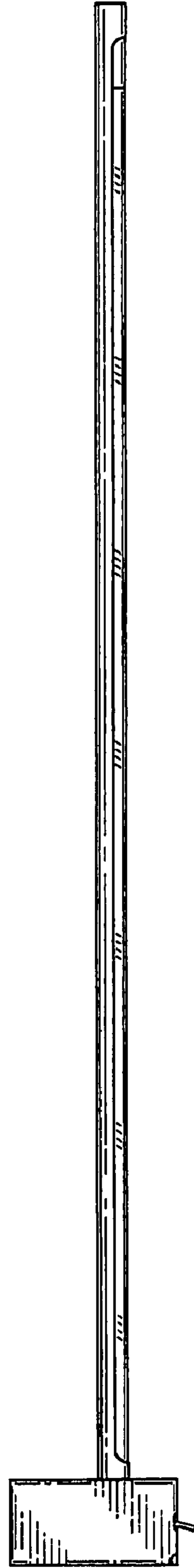


FIG. 5

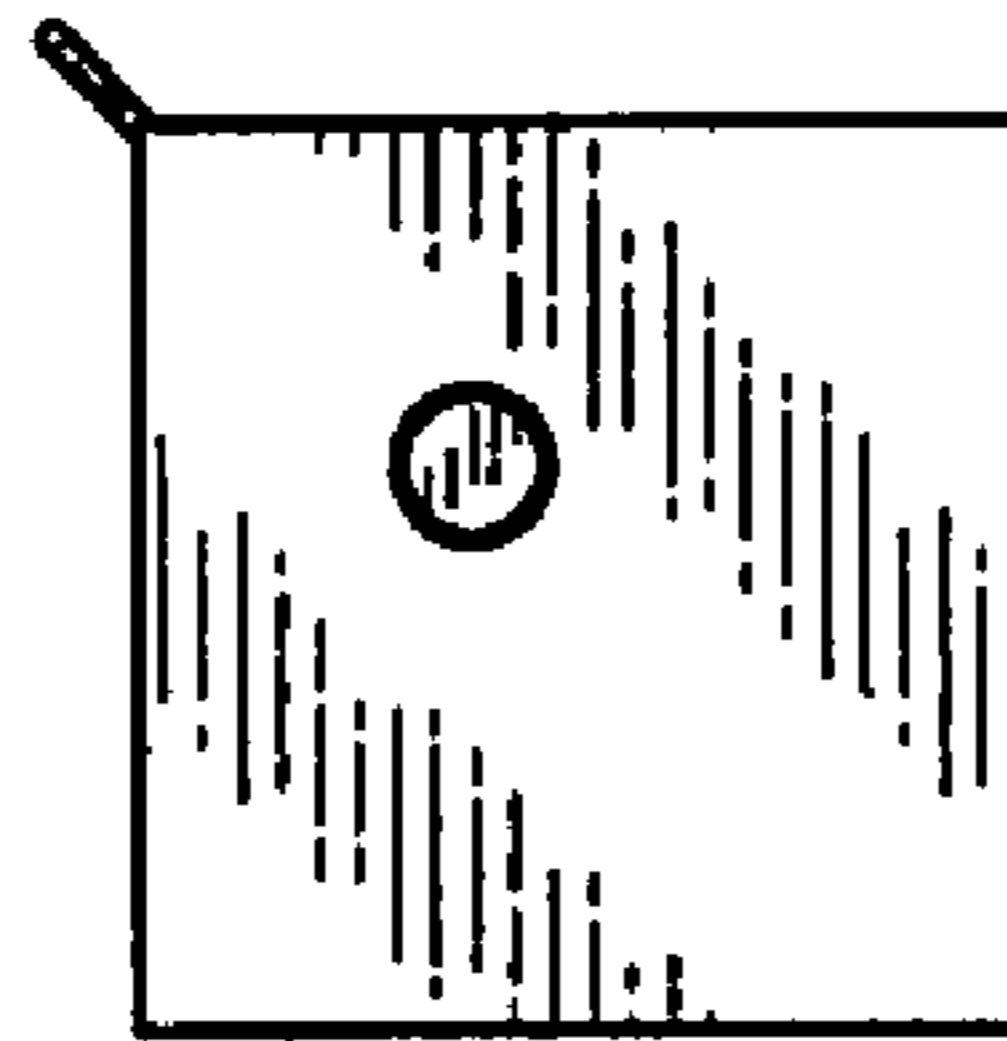


FIG. 6

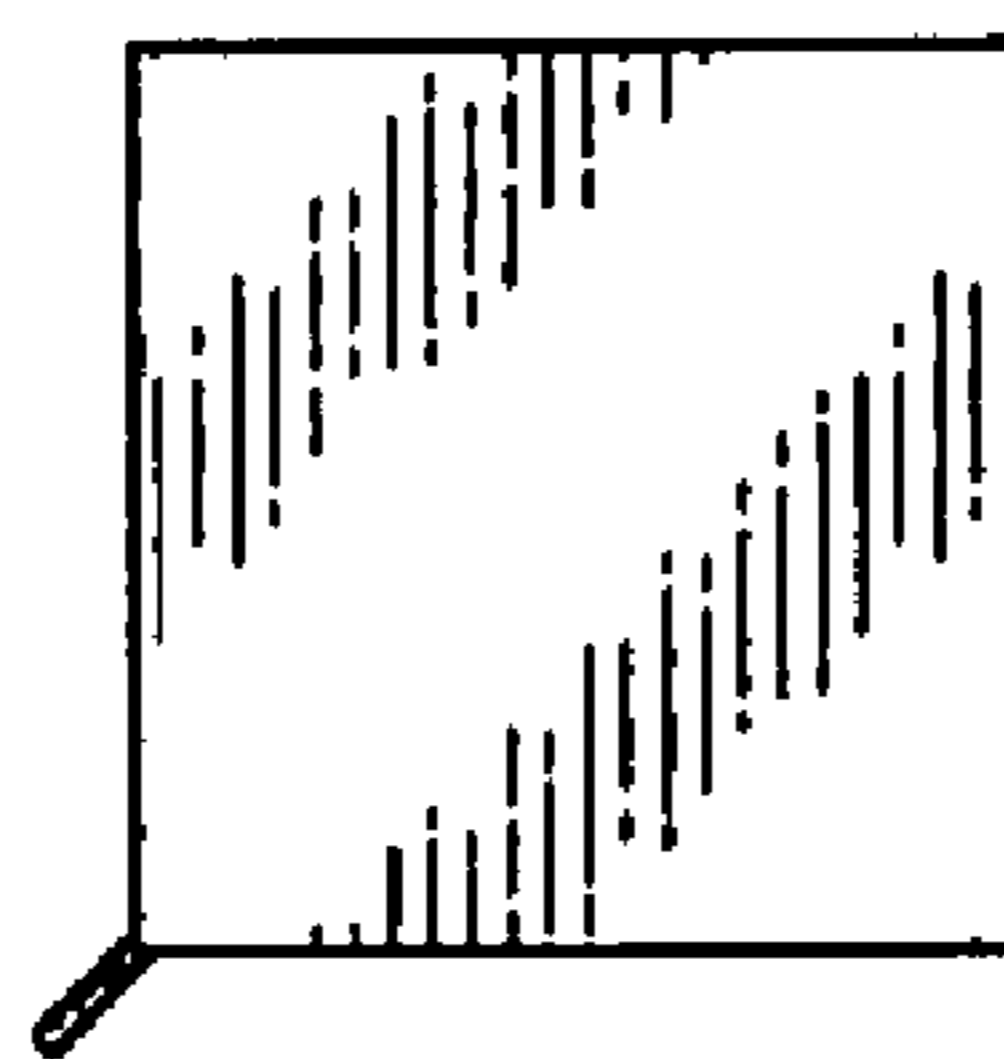


FIG. 7