



US00D557847S

(12) **United States Design Patent**
Badarello

(10) **Patent No.:** **US D557,847 S**

(45) **Date of Patent:** **** Dec. 18, 2007**

(54) **CEILING FAN LIGHT KIT**

(75) Inventor: **Christophe Badarello**, Walls, MS (US)

(73) Assignee: **Hunter Fan Company**, Memphis, TN (US)

(**) Term: **14 Years**

(21) Appl. No.: **29/269,368**

(22) Filed: **Nov. 28, 2006**

(51) **LOC (8) Cl.** **26-05**

(52) **U.S. Cl.** **D26/59**

(58) **Field of Classification Search** D23/411,
D23/377, 379, 385; D26/59, 51, 72, 81-86,
D26/88; 416/5; 362/96

See application file for complete search history.

(56) **References Cited**

U.S. PATENT DOCUMENTS

D487,812 S 3/2004 Stauffer
D496,489 S 9/2004 Thomas, Jr.

OTHER PUBLICATIONS

Item A, Quorum International Catalog #9403, 1994, p. 48.
Item HE 1262AG, Sep. 2002, Glass Globe Publication p. 9.

Casablanca Fan Company 2002 Product Catalog p. 72 and 73 Glass Accessories, Center Glass, p. 68 New 2002 Light Fixtures, p. 66 Light Fixtures, p. 49 (LeGrande), p. 44 (Stealth), p. 33 (Panama). Hunter Fan Company 2002 Brochure, Chandelle Light Fixtures, Outdoor Listed Light Fixtures, Energy Efficient Light Fixtures, Spotlight Fixtures, Low Profile Light Fixtures, Accessory Glass, Ceiling Fan Light Fixtures, Dual Use Light Fixtures, Tiffany Art Glass, Aurora Glass, 12" Lead Crystal, and 12" Bowl Light Fixtures.

Primary Examiner—Lisa Lichtenstein

(74) *Attorney, Agent, or Firm*—Baker Donelson

(57) **CLAIM**

The ornamental design for a ceiling fan light kit, as shown and described.

DESCRIPTION

FIG. 1 is a perspective view of a ceiling fan light kit showing my new design.

FIG. 2 is a front view thereof, the rear view, right side view and left side view being the same thereof.

FIG. 3 is a top view thereof; and,

FIG. 4 is a bottom view thereof.

1 Claim, 2 Drawing Sheets

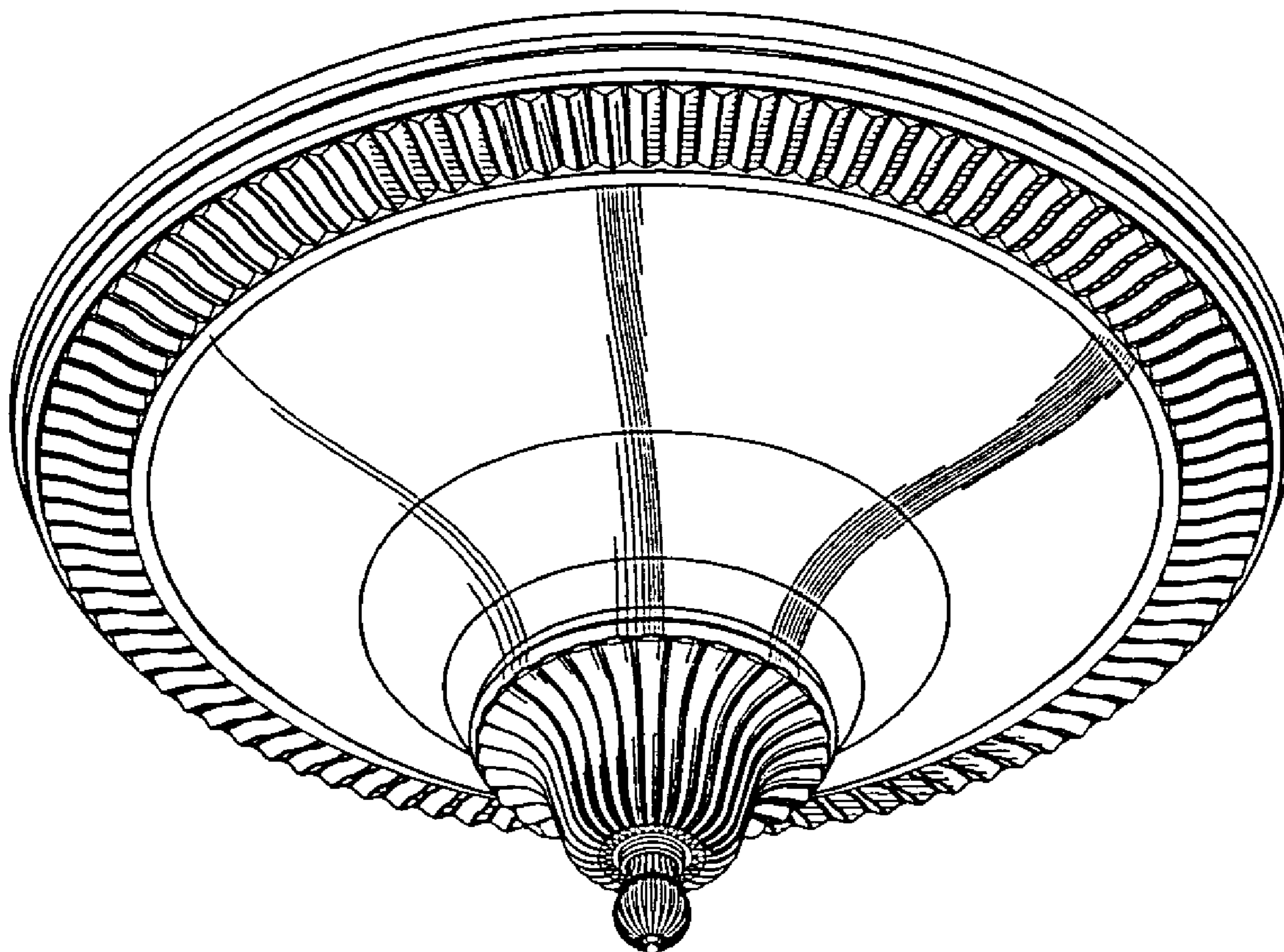


Fig. 1

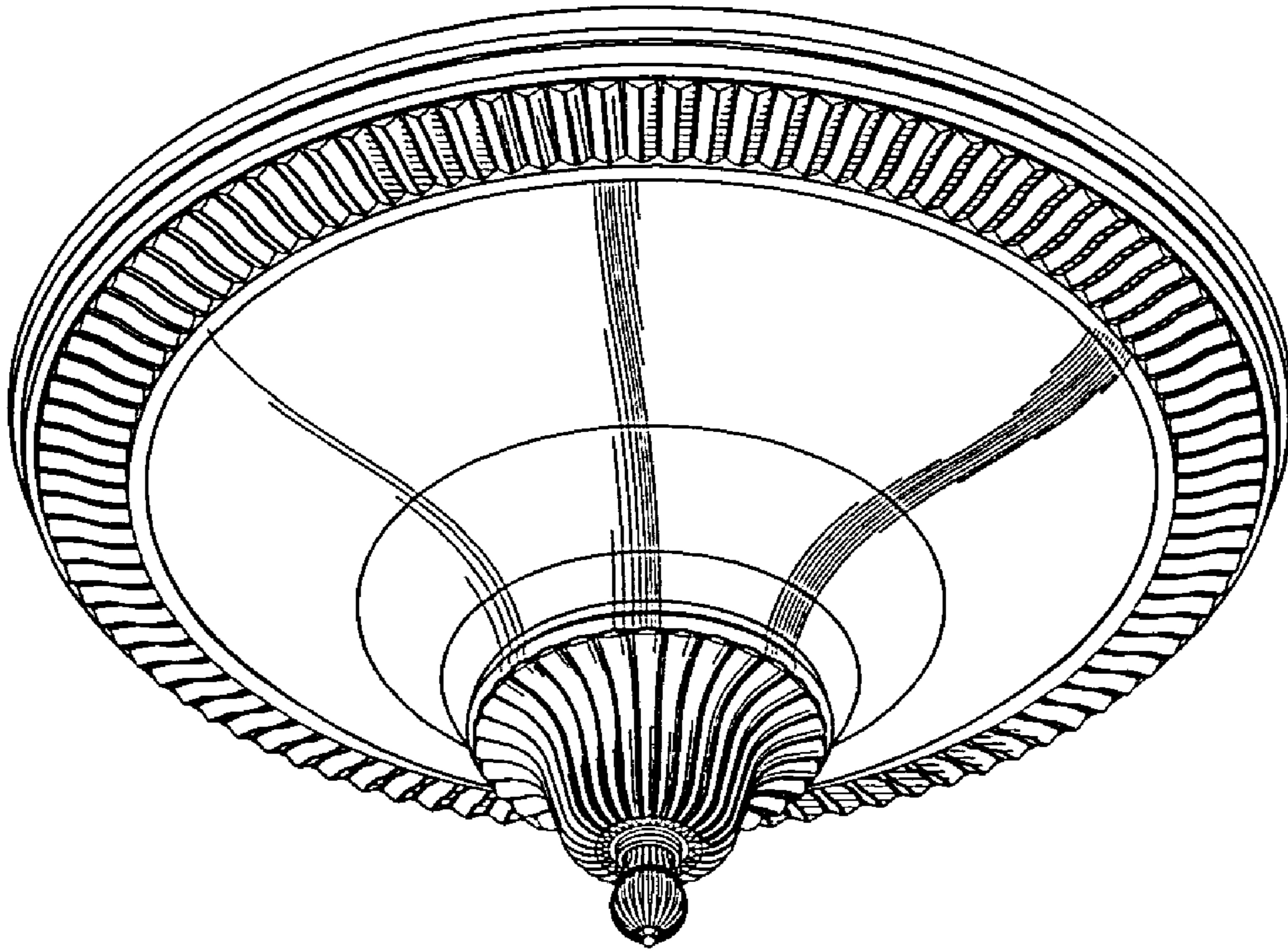


Fig. 2

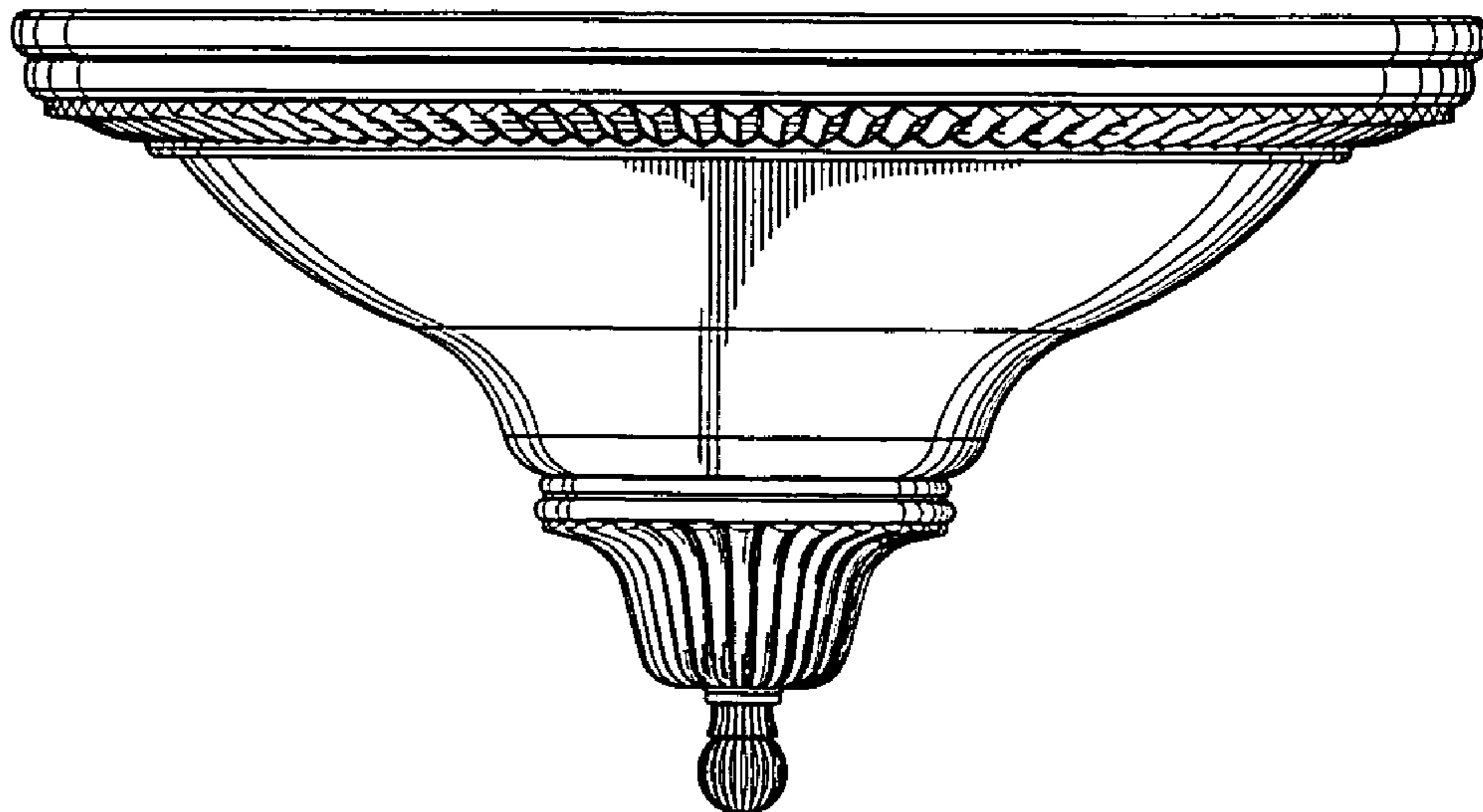


Fig. 4

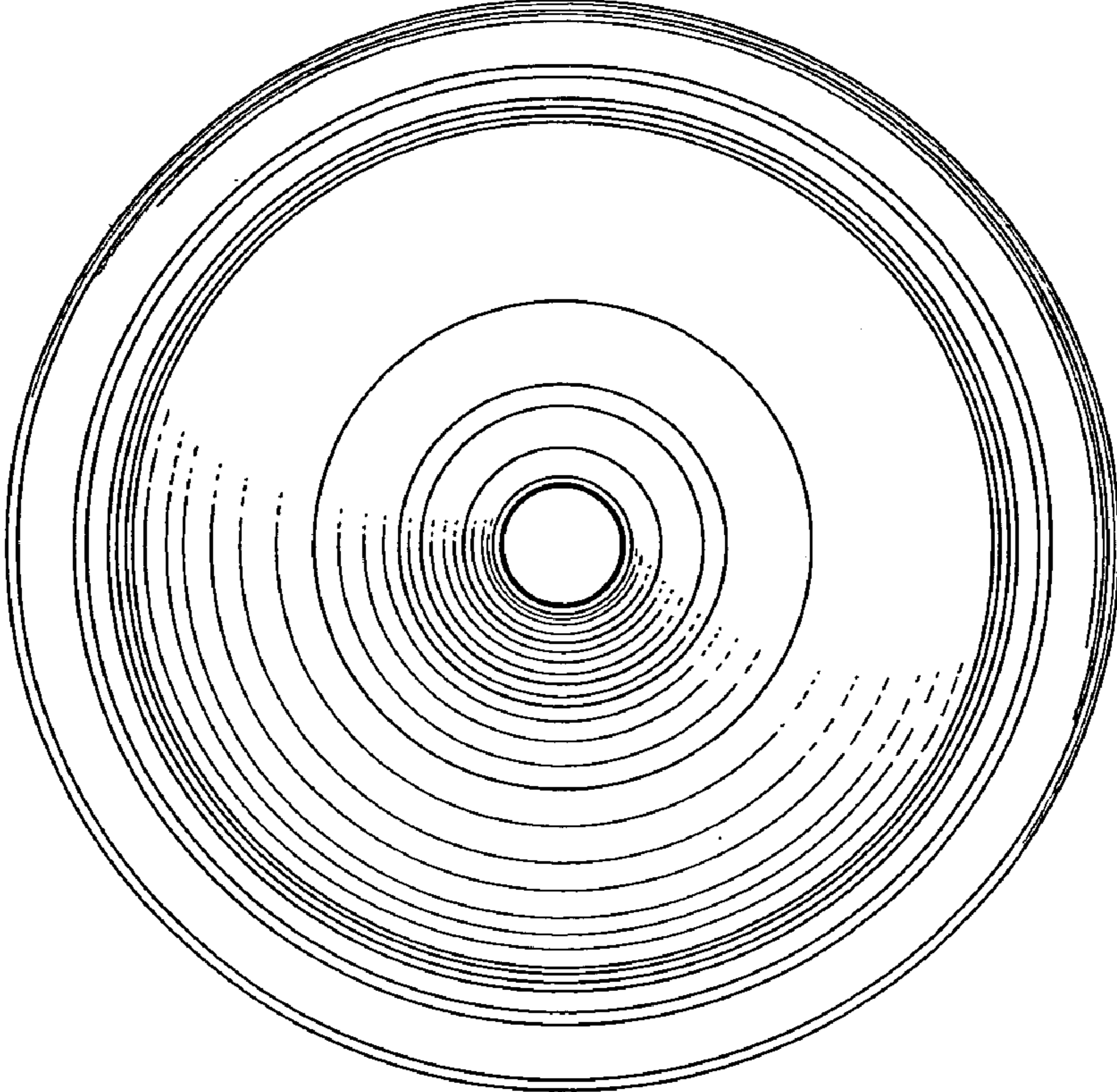


Fig. 3

