



US00D557833S

(12) **United States Design Patent**
Bucher

(10) **Patent No.:** **US D557,833 S**

(45) **Date of Patent:** **** Dec. 18, 2007**

(54) **LIGHT**

(75) Inventor: **Lloyd K. Bucher**, Cookeville, TN (US)

(73) Assignee: **Federal-Mogul World Wide, Inc.**,
Southfield, MI (US)

(**) Term: **14 Years**

(21) Appl. No.: **29/279,987**

(22) Filed: **May 14, 2007**

Related U.S. Application Data

(62) Division of application No. 29/263,919, filed on Jul. 31, 2006, now Pat. No. Des. 545,464.

(51) **LOC (8) Cl.** **26-06**

(52) **U.S. Cl.** **D26/28; D26/74; D26/89**

(58) **Field of Classification Search** D26/28,
D26/74, 85-89; 362/147, 364, 366, 372,
362/488-494

See application file for complete search history.

(56) **References Cited**

U.S. PATENT DOCUMENTS

D79,268 S	8/1929	Schnell
D79,342 S	9/1929	Schnell
D124,618 S	1/1941	Trautner
D157,349 S	2/1950	Daon
3,305,168 A	2/1967	Ramniceanu

D291,253 S	8/1987	Ortega
D382,659 S	8/1997	Kaloustian
D406,670 S	3/1999	Yeh
6,013,956 A	1/2000	Anderson, Jr.
6,502,969 B2	1/2003	Logel et al.
7,093,964 B2	8/2006	Bynum
2005/0174791 A1	8/2005	Bynum
2005/0276056 A1	12/2005	Tiesler
2006/0092649 A1	5/2006	Bynum

Primary Examiner—Clare E Heflin

(74) *Attorney, Agent, or Firm*—Robert L. Stearns;
Dickinson Wright PLLC

(57) **CLAIM**

The ornamental design for a light, as shown and described.

DESCRIPTION

FIG. 1 is a perspective view of an exterior surface configuration of a light assembly;

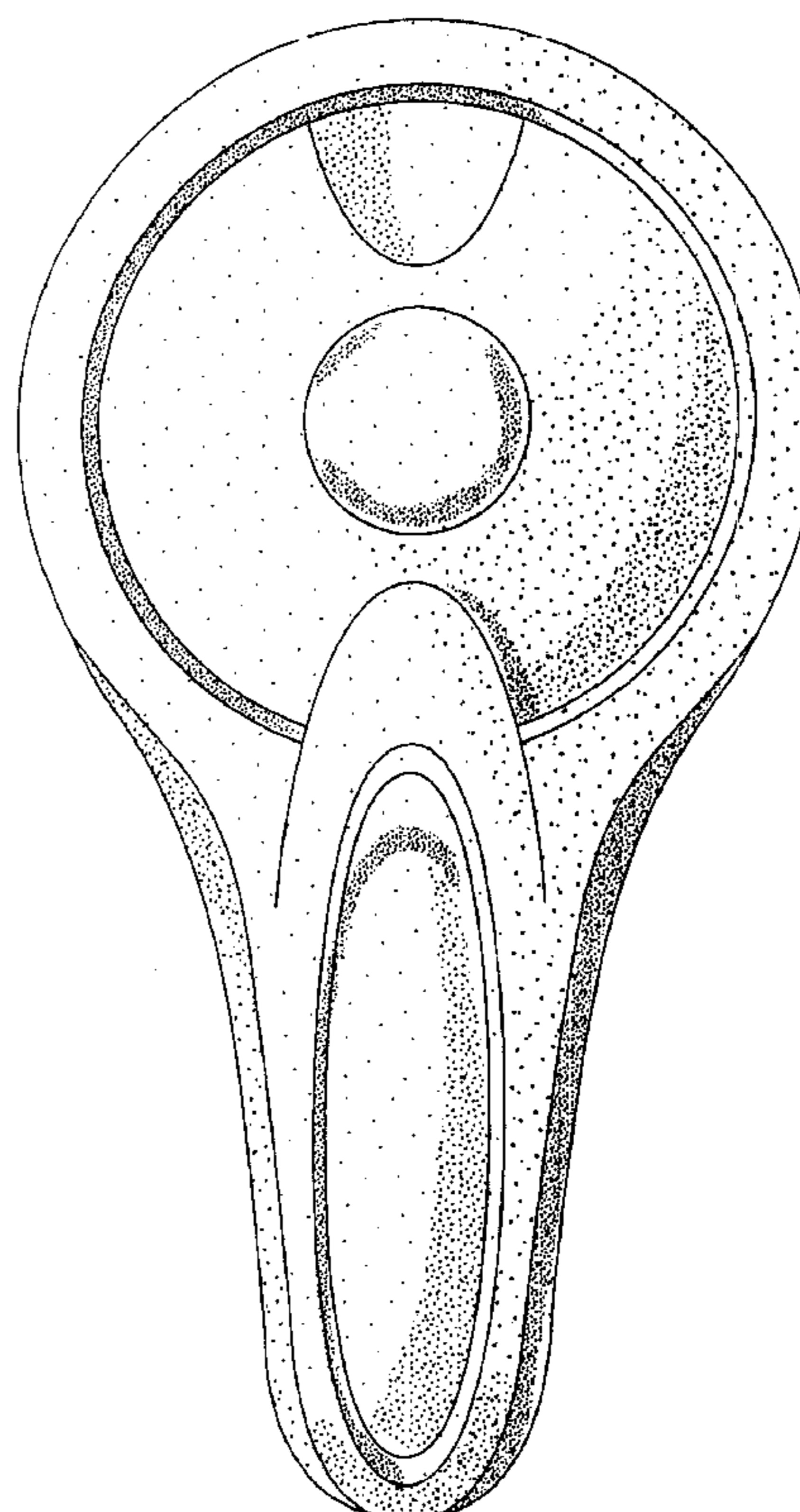
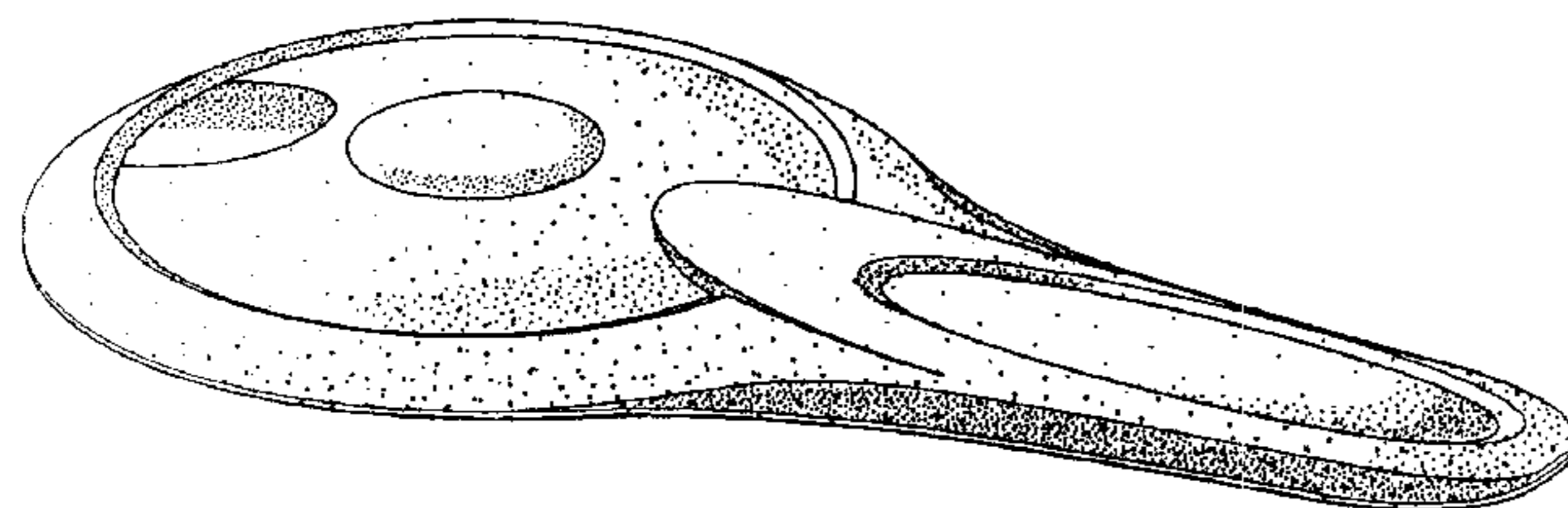
FIG. 2 is a plan view of the light assembly in FIG. 1;

FIG. 3 is a left side elevational view of the light assembly in FIG. 1, the right side elevational view being a mirror image;

FIG. 4 is a front elevational view of the light assembly in FIG. 1; and,

FIG. 5 is a rear elevational view of the light assembly in FIG. 1.

1 Claim, 3 Drawing Sheets



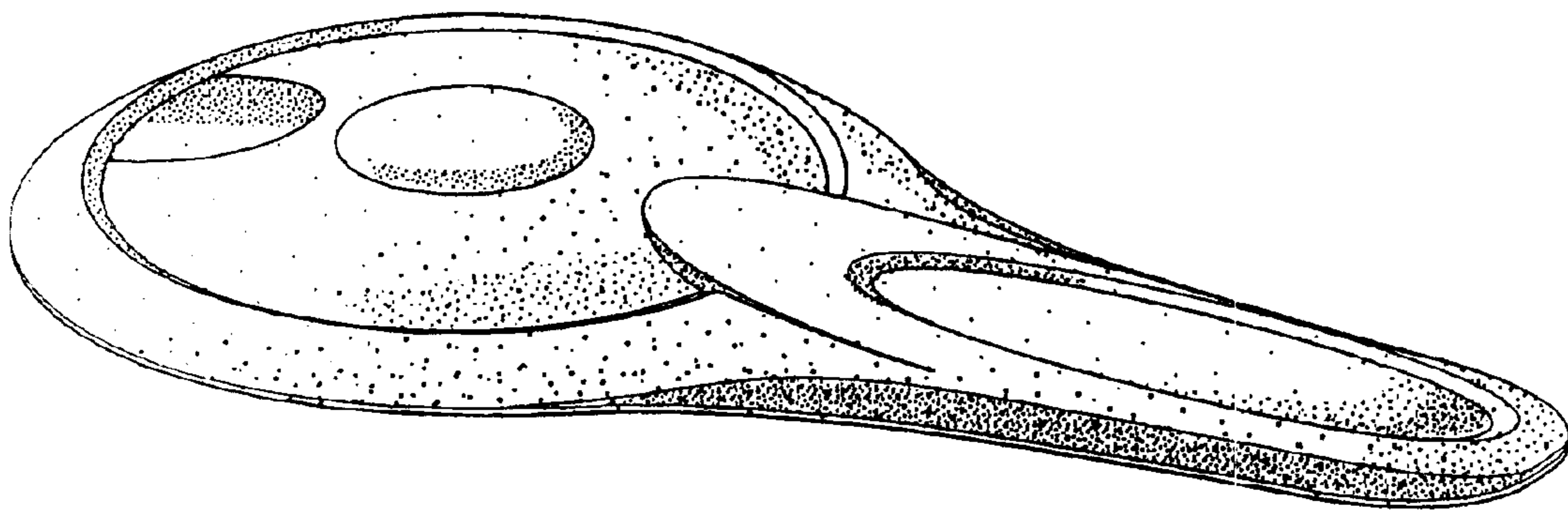


FIG. 1

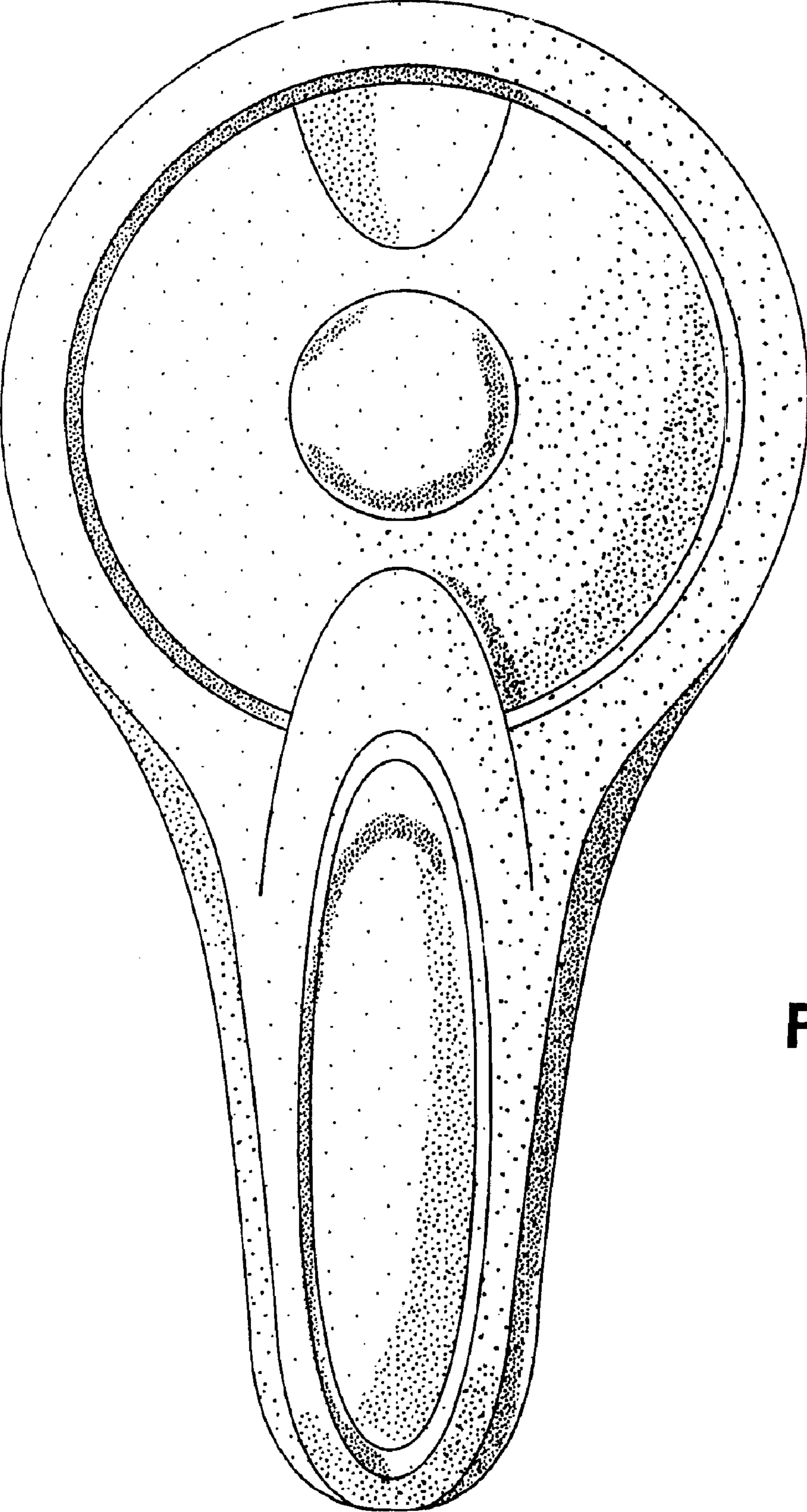


FIG. 2

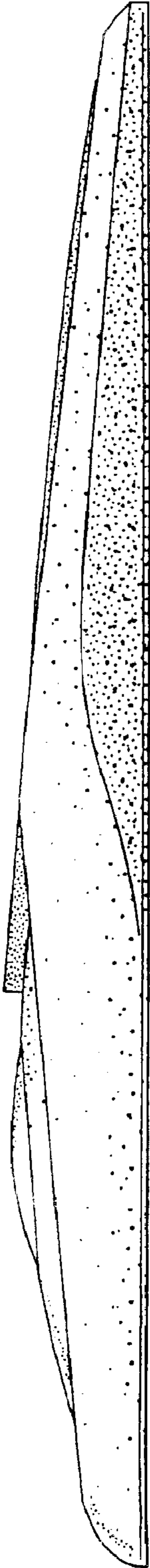


FIG. 3

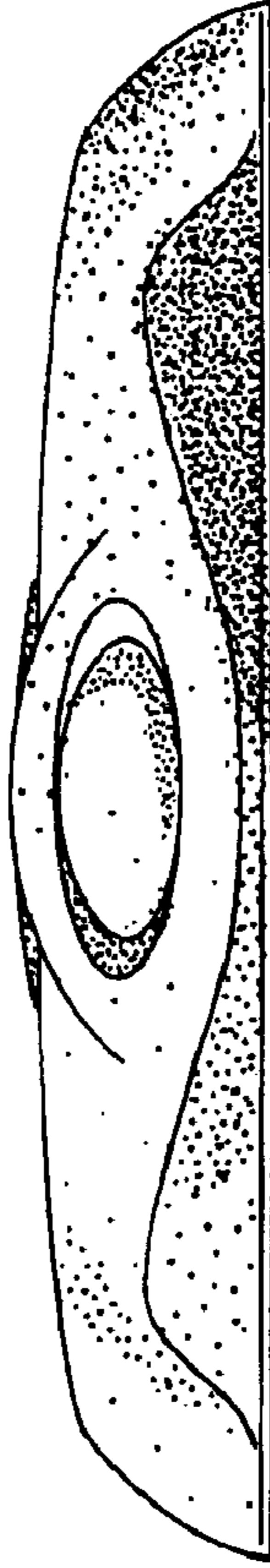


FIG. 4

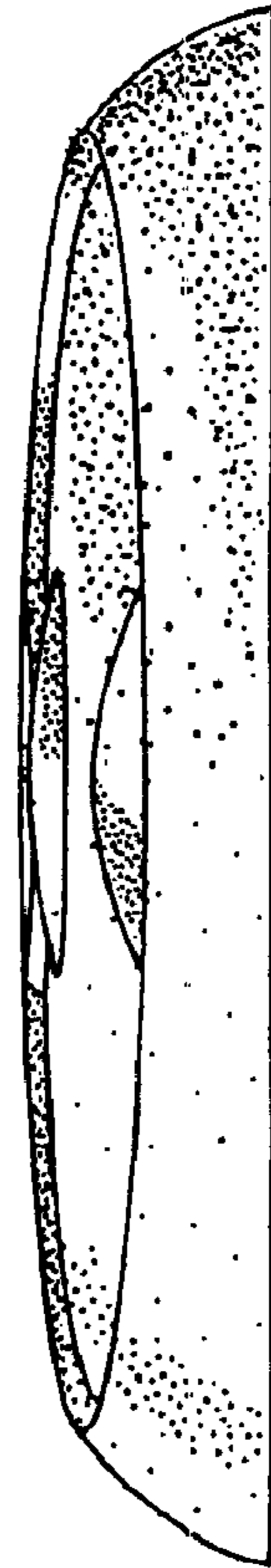


FIG. 5