



US00D557829S

(12) **United States Design Patent**  
**Chung**

(10) **Patent No.:** **US D557,829 S**

(45) **Date of Patent:** **\*\* Dec. 18, 2007**

(54) **BALUSTER**

*Primary Examiner*—Doris Clark

(76) **Inventor:** **Min-Ju Chung**, 3F, No. 21, Lane 83,  
Rong-Hsing St., Tou-Chia Tsun,  
Tan-Tzu Hsiang, Taichung Hsien (TW)

(74) *Attorney, Agent, or Firm*—Caesar, Rivise, Bernstein,  
Cohen & Pokotilow, Ltd.

(\*\*) **Term:** **14 Years**

(57) **CLAIM**

The ornamental design for baluster, as shown and described.

(21) **Appl. No.:** **29/275,004**

(22) **Filed:** **Dec. 8, 2006**

**DESCRIPTION**

(51) **LOC (8) Cl.** ..... **25-01**

(52) **U.S. Cl.** ..... **D25/126; D25/38**

(58) **Field of Classification Search** ..... **52/720.2;**  
**D25/38, 126; 256/1, 19, 65.14**

See application file for complete search history.

FIG. 1 is a perspective view of baluster showing my new design;

FIG. 2 is a front elevational view thereof;

FIG. 3 is a rear elevational view thereof;

FIG. 4 is a left side elevational view thereof;

FIG. 5 is a right side elevational view thereof;

FIG. 6 is a top plan view thereof;

FIG. 7 is a bottom plan view thereof; and,

FIG. 8 is an enlarged view of FIG. 7.

(56) **References Cited**

**U.S. PATENT DOCUMENTS**

D315,415 S *	3/1991	Anthony et al. ....	D25/126
5,035,401 A *	7/1991	Solter .....	256/19
6,240,698 B1 *	6/2001	Chung .....	52/720.2

\* cited by examiner

**1 Claim, 7 Drawing Sheets**



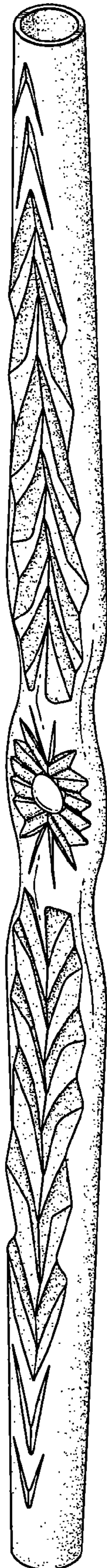


FIG. 1

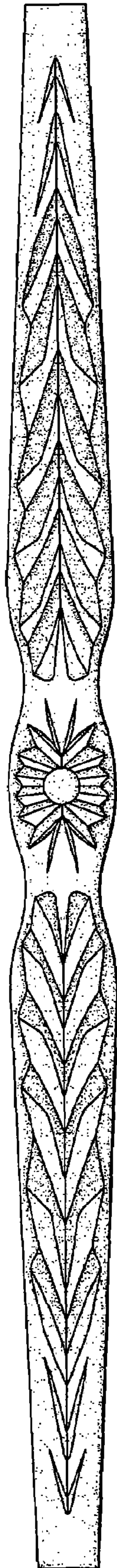


FIG. 2

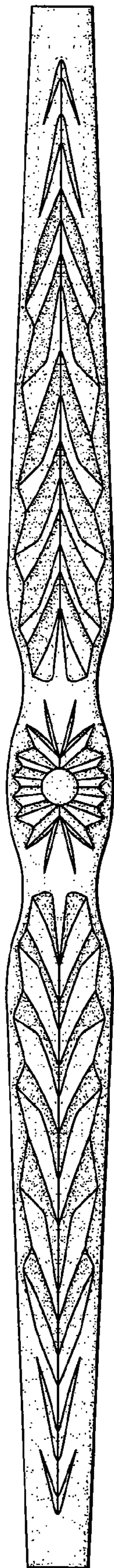


FIG. 3

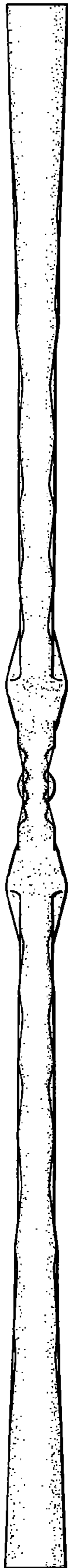


FIG. 4

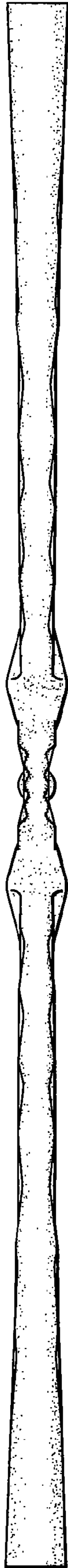


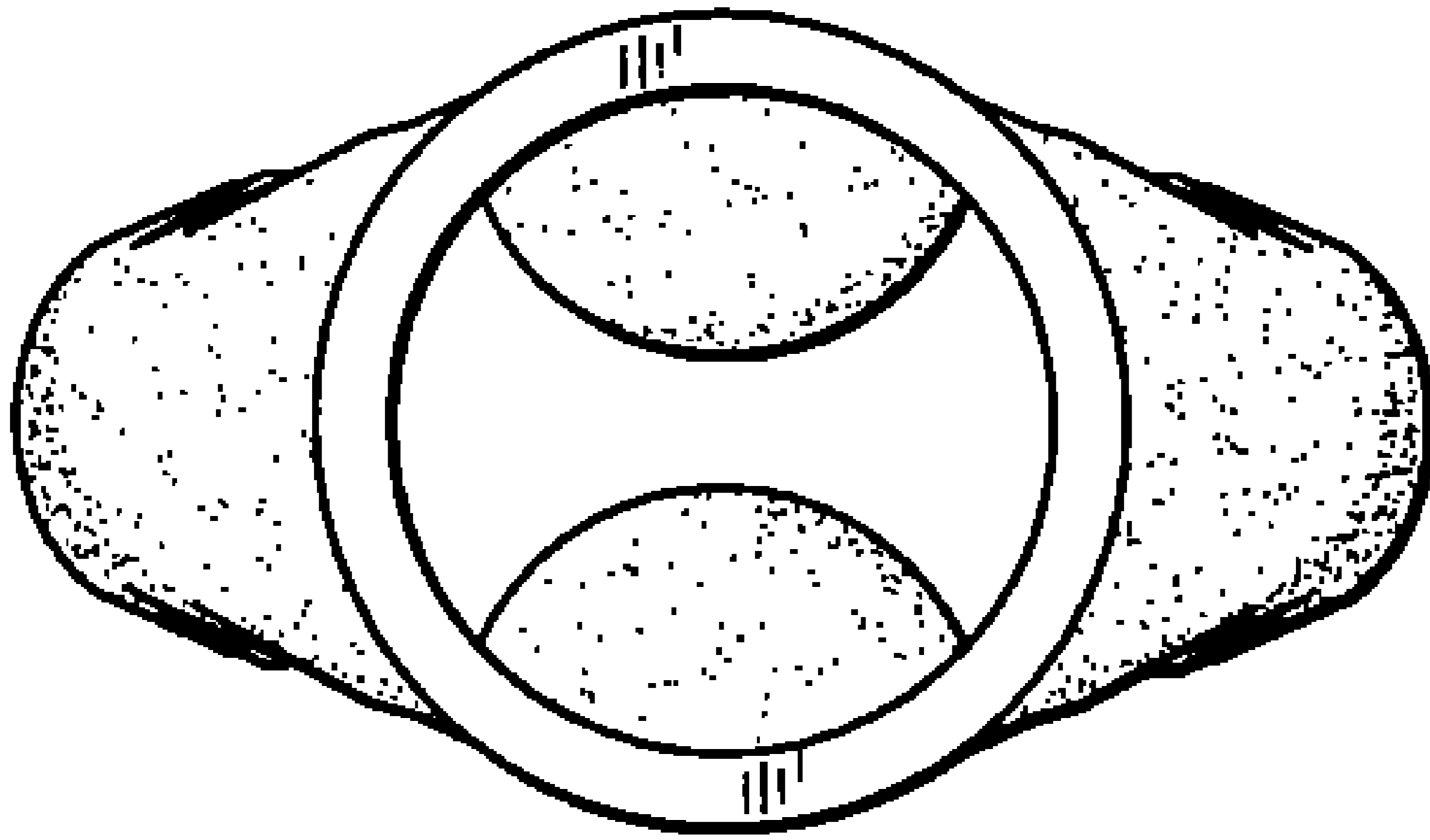
FIG. 5



FIG. 6



FIG. 7



**FIG. 8**