



US00D557795S

(12) **United States Design Patent**  
**Esjunin et al.**

(10) **Patent No.: US D557,795 S**

(45) **Date of Patent: \*\* Dec. 18, 2007**

(54) **CORNER SUPPORT BLOCK**

(75) Inventors: **Eugene E. Esjunin**, Lowell, MA (US);  
**Robert L. DeForte**, Leominster, MA (US)

(73) Assignee: **Saint-Gobain Ceramics & Plastics, Inc.**, Worcester, MA (US)

(\*\*) Term: **14 Years**

(21) Appl. No.: **29/265,875**

(22) Filed: **Sep. 11, 2006**

(51) **LOC (8) Cl. .... 23-03**

(52) **U.S. Cl. .... D23/422**

(58) **Field of Classification Search** ..... D23/422;  
D8/382, 396; D21/500; D25/113, 116, 118,  
D25/119; 211/41.18, 49.1; 432/114, 230,  
432/249, 258, 259

See application file for complete search history.

(56) **References Cited**

**U.S. PATENT DOCUMENTS**

224,450	A *	2/1880	Leak et al.	432/259
818,308	A *	4/1906	Southworth et al.	432/247
1,584,987	A *	5/1926	McCormick	52/603
1,696,813	A *	12/1928	Nygaard	110/297
1,894,605	A *	1/1933	Wright	446/122
2,738,564	A *	3/1956	Guinane	432/259
D183,597	S *	9/1958	Clark	D23/422
2,871,543	A *	2/1959	Easter	432/258
3,099,063	A *	7/1963	Santhany	432/258
D198,114	S *	4/1964	Hall	D23/422
D201,779	S *	7/1965	Hall	D23/422
D203,372	S *	12/1965	Miller	D23/422
D203,639	S *	2/1966	Miller	D23/422
3,764,261	A *	10/1973	Christman	432/258
3,822,569	A *	7/1974	Lautrup-Larsen	446/85
3,877,869	A *	4/1975	Palazzo	432/258
4,174,950	A *	11/1979	Jalbert	264/607
D255,039	S *	5/1980	Gale	D21/500

4,315,738	A *	2/1982	Lovatt	432/258
D264,046	S *	4/1982	Magner	D8/382
D267,534	S *	1/1983	Zwissler	D6/509
4,441,298	A *	4/1984	Limousin	52/592.2
D288,957	S *	3/1987	Olson	D23/422
D303,942	S *	10/1989	Bottcher	D11/164
D334,815	S *	4/1993	Bunger	D25/113
D336,140	S *	6/1993	Lavery	D25/113
D342,580	S *	12/1993	Harrison	D25/118
5,350,551	A *	9/1994	Shino	264/617
5,362,231	A *	11/1994	Groom	432/258
D354,773	S *	1/1995	Koves	D19/99
D366,914	S *	2/1996	Frederiksen	D21/500
D367,898	S *	3/1996	Glynn	D21/500
D377,532	S *	1/1997	Lin	D25/113
D484,780	S *	1/2004	Barile, Sr.	D8/382
D539,639	S *	4/2007	Nagle	D8/396
D542,405	S *	5/2007	Esjunin	D23/422

\* cited by examiner

*Primary Examiner*—T. Chase Nelson

*Assistant Examiner*—Karen Acker

(74) *Attorney, Agent, or Firm*—Robert T. Conway

(57) **CLAIM**

The ornamental design for a corner support block, as shown and described.

**DESCRIPTION**

The article is a corner support block for holding materials in a kiln.

FIG. 1 is a top view of the corner support block, embodying our new design.

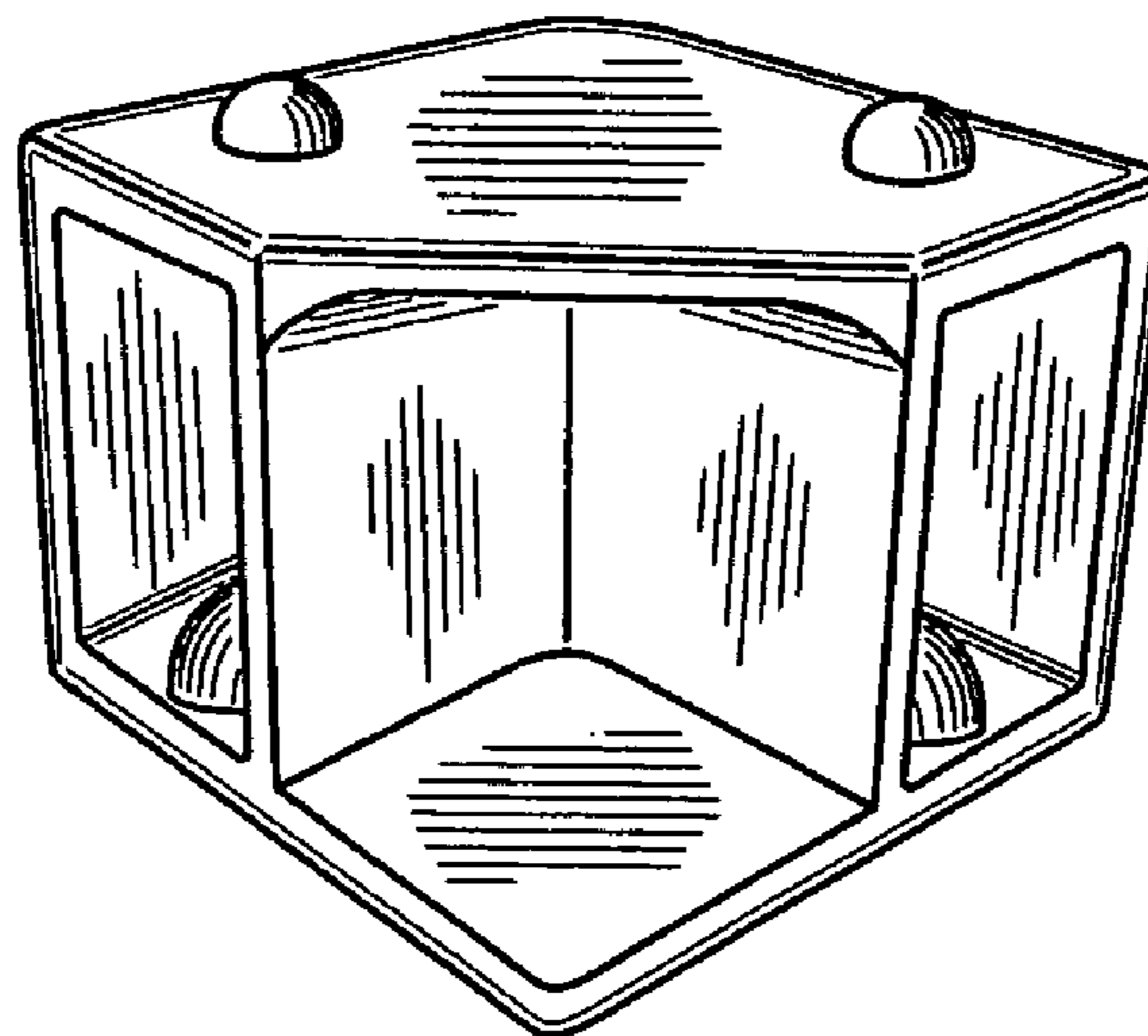
FIG. 2 is a first front view of the corner support block.

FIG. 3 is a bottom view of the corner support block.

FIG. 4 is a second front view of the corner support block; and,

FIG. 5 is a perspective view of the corner support block.

**1 Claim, 2 Drawing Sheets**



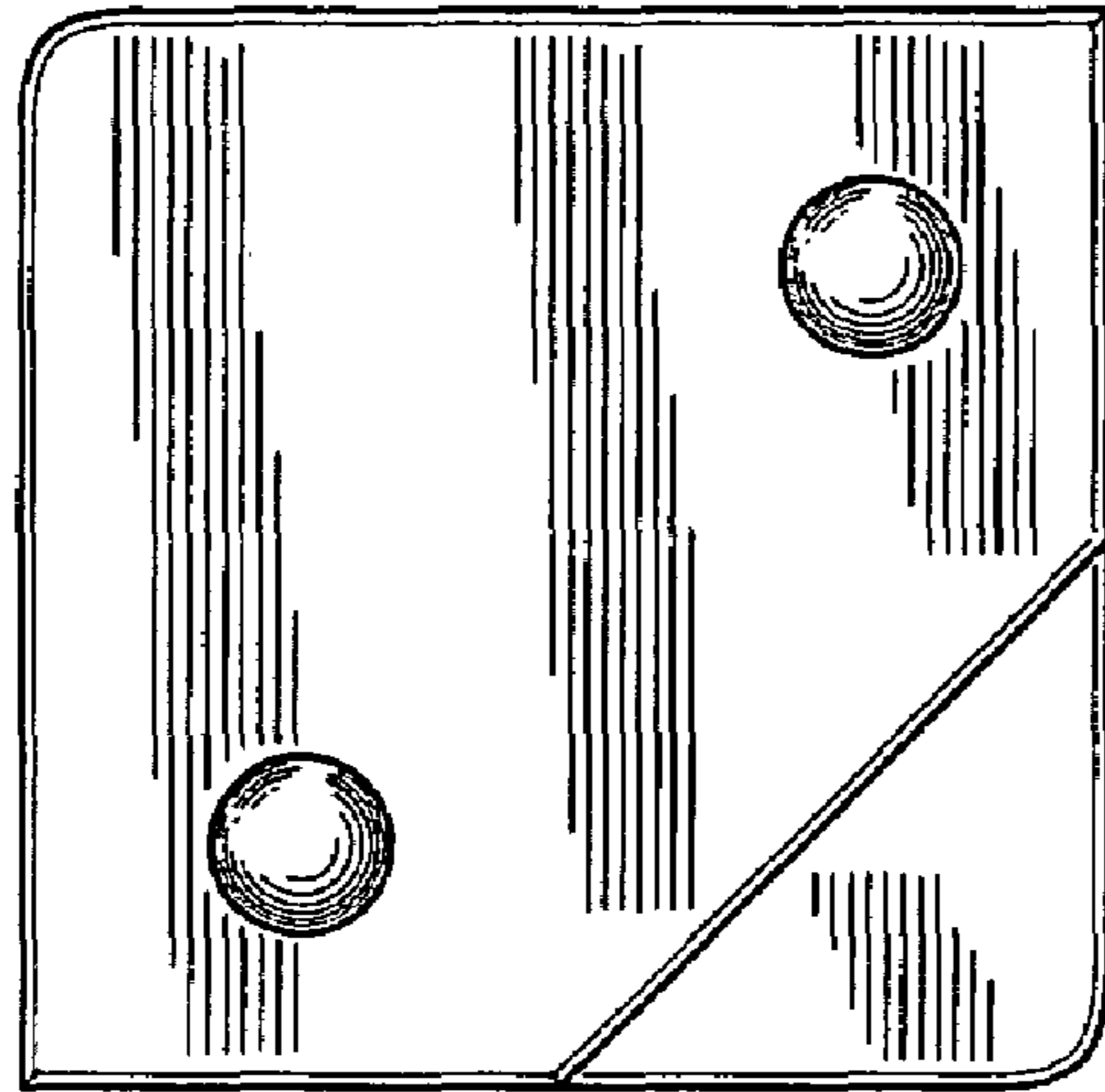


FIG. 1

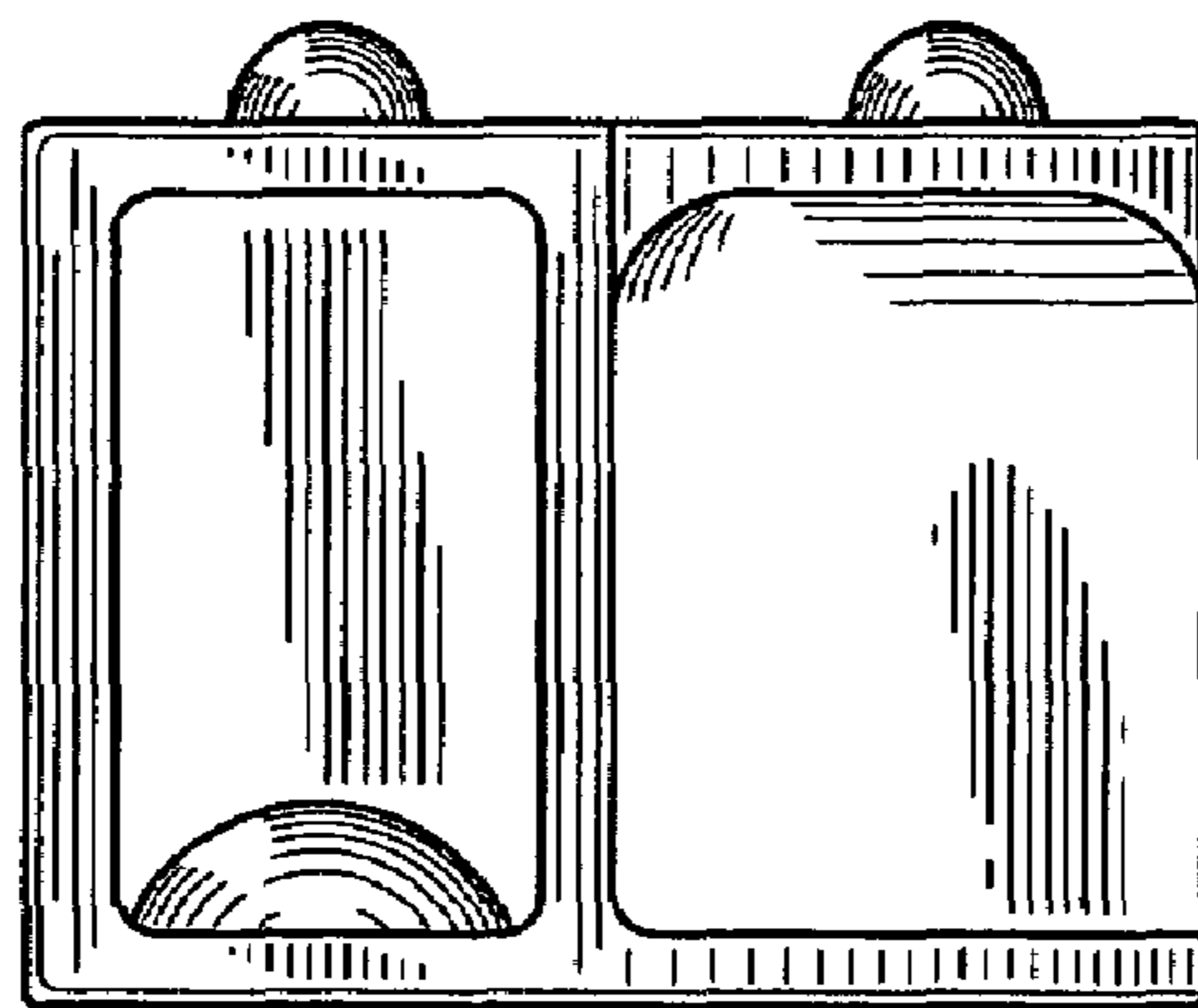


FIG. 2

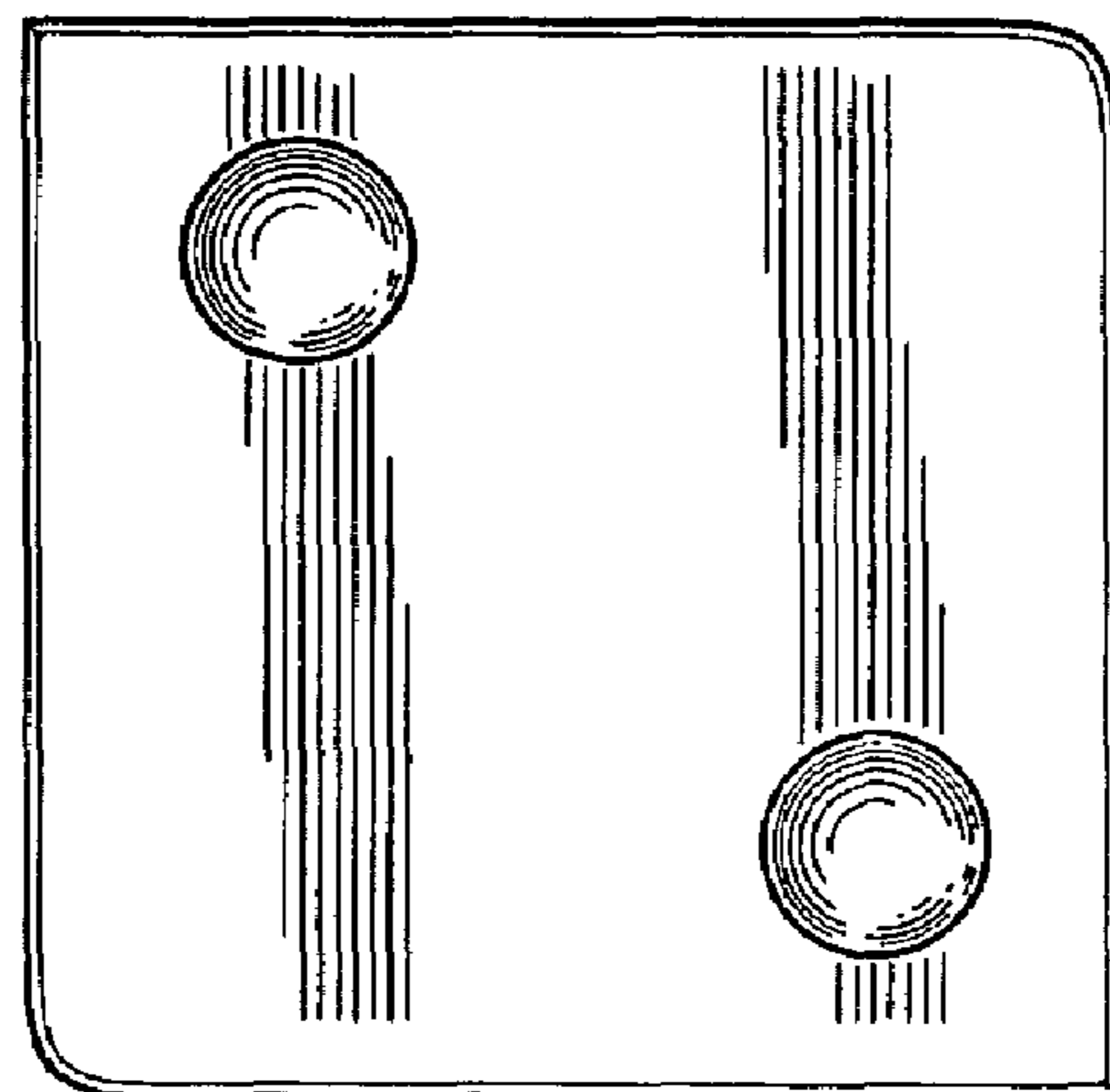


FIG. 3

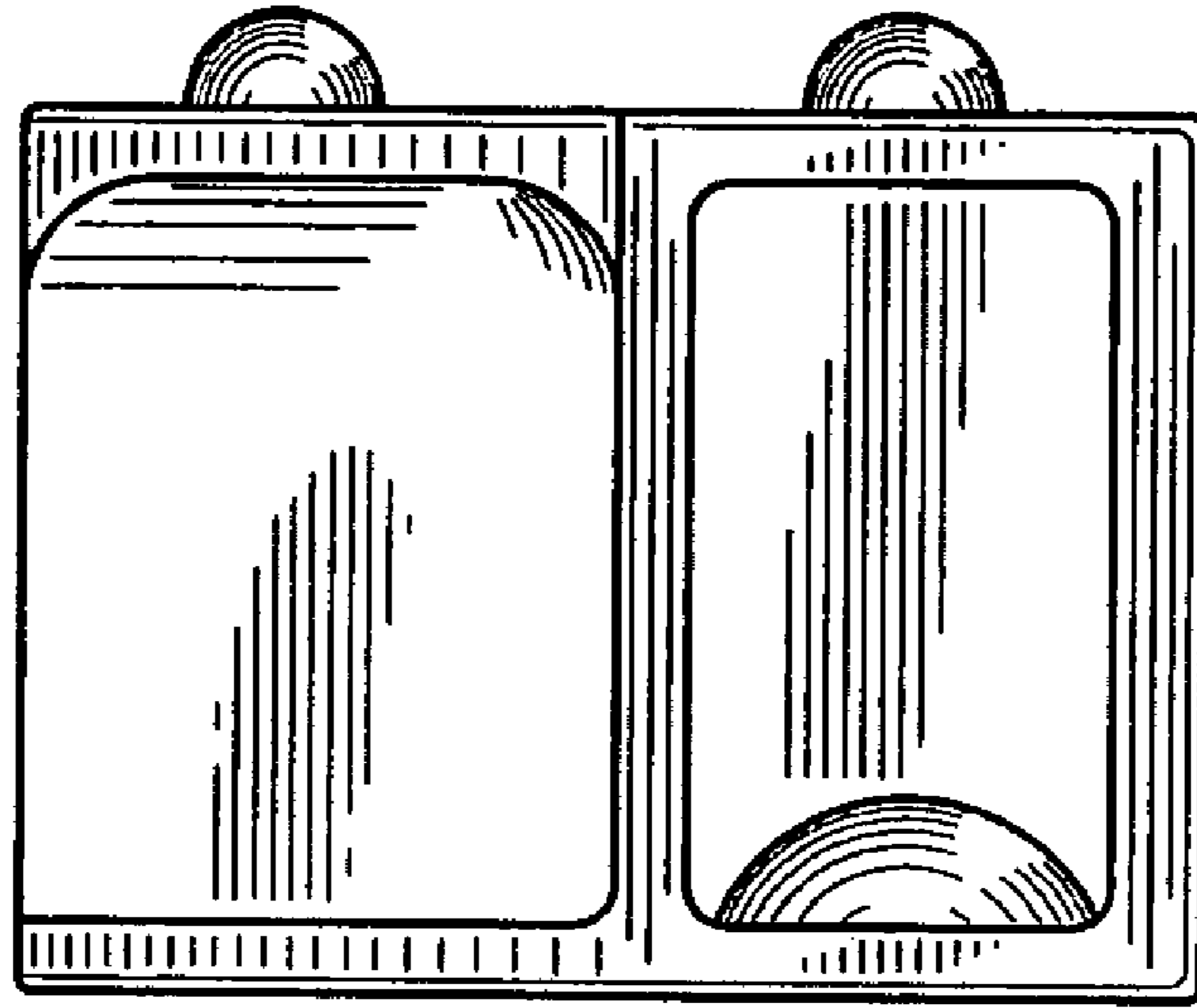


FIG. 4

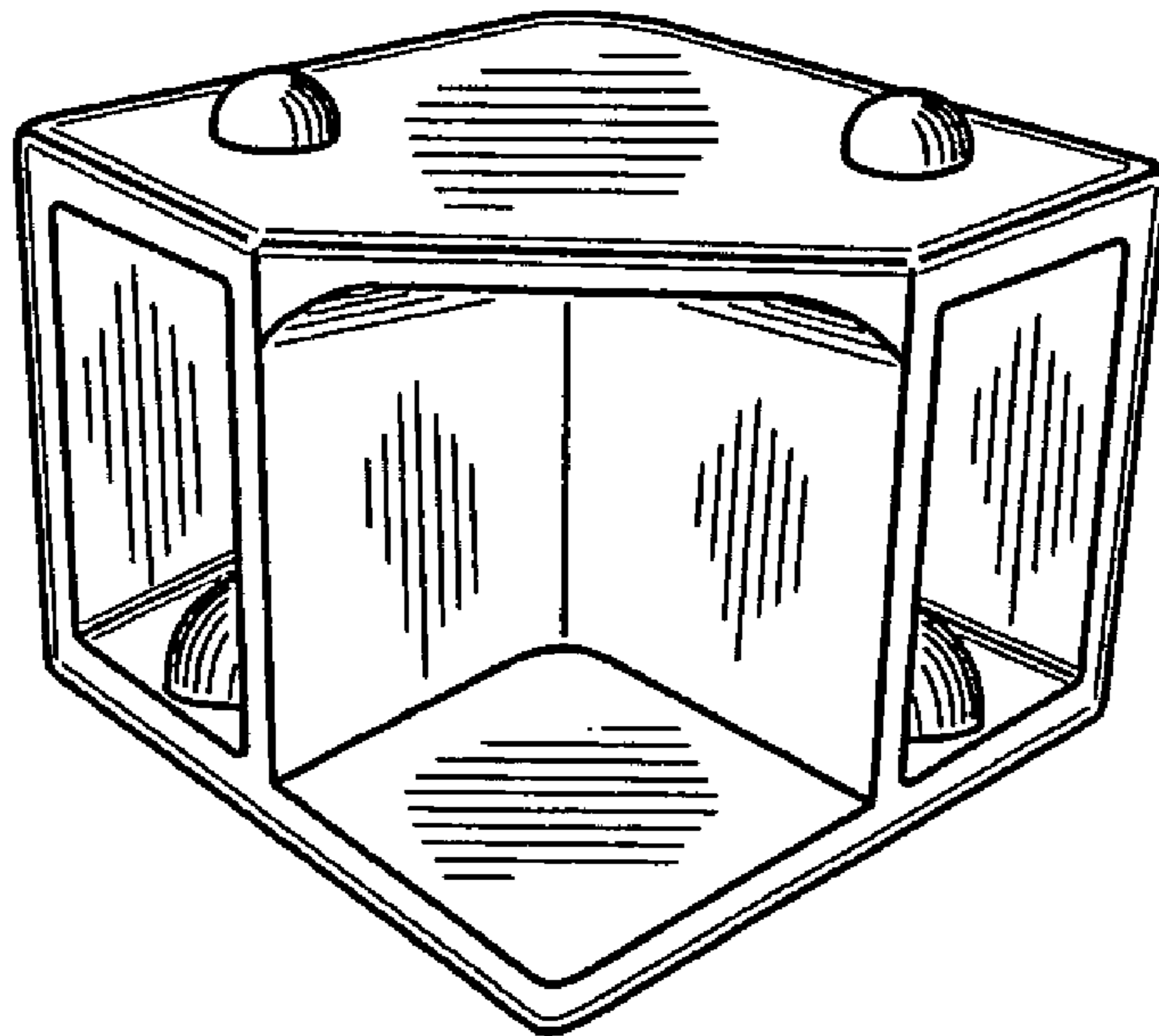


FIG. 5