



US00D557762S

(12) **United States Design Patent** (10) **Patent No.:** **US D557,762 S**  
**Novotny et al.** (45) **Date of Patent:** **\*\* Dec. 18, 2007**

(54) **WATER TREATMENT DEVICE**

D465,546 S 11/2002 Bardwell et al.  
D482,754 S \* 11/2003 Rhinehart et al. .... D23/207  
D483,755 S \* 12/2003 Arnold et al. .... D14/302

(75) Inventors: **Allan Novotny**, Woodbury, MN (US);  
**Christine Fletcher**, Elk River, MN  
(US); **Steven J. Haehn**, Oakdale, MN  
(US)

\* cited by examiner

*Primary Examiner*—Robin V Webster

(73) Assignee: **Ecowater Systems LLC**, Woodbury,  
MN (US)

(74) *Attorney, Agent, or Firm*—DLA Piper US LLP; R.  
Blake Johnston, Esq.

(\*\*) Term: **14 Years**

(57) **CLAIM**

(21) Appl. No.: **29/263,746**

The ornamental design for a water treatment device, as  
shown and described.

(22) Filed: **Jul. 28, 2006**

**DESCRIPTION**

(51) **LOC (8) Cl.** ..... **23-01**

FIG. 1 is a perspective view of the water treatment device;

(52) **U.S. Cl.** ..... **D23/207**

FIG. 2 is a front elevational view of the water treatment  
device;

(58) **Field of Classification Search** ..... D23/207,  
D23/208, 209; 210/140, 190, 435

FIG. 3 is a rear elevational view of the water treatment  
device;

See application file for complete search history.

FIG. 4 is a side elevational view of the water treatment  
device, the opposite side of which is an identical mirror  
image;

(56) **References Cited**

**U.S. PATENT DOCUMENTS**

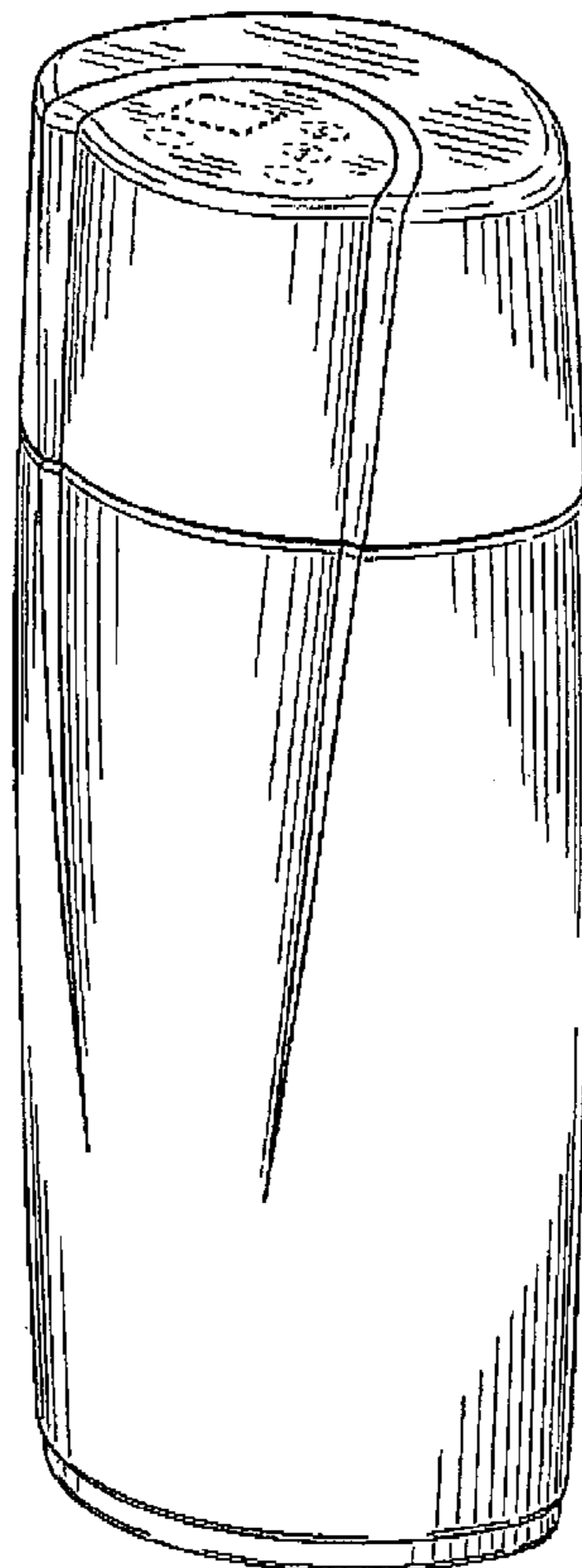
4,343,699 A \* 8/1982 Davis ..... 210/190  
D336,051 S 6/1993 Drager et al.  
D434,103 S 11/2000 Fletcher et al.  
D434,827 S 12/2000 Zimmerman et al.  
D437,384 S 2/2001 Fletcher et al.  
D439,950 S 4/2001 Fletcher et al.  
D444,087 S 6/2001 Johannsen et al.

FIG. 5 is a top plan view of the water treatment device; and,

FIG. 6 is a bottom plan view of the water treatment device.

The broken lines shown on the drawings are for illustrative  
purposes only and form no part of the claimed design.

**1 Claim, 4 Drawing Sheets**



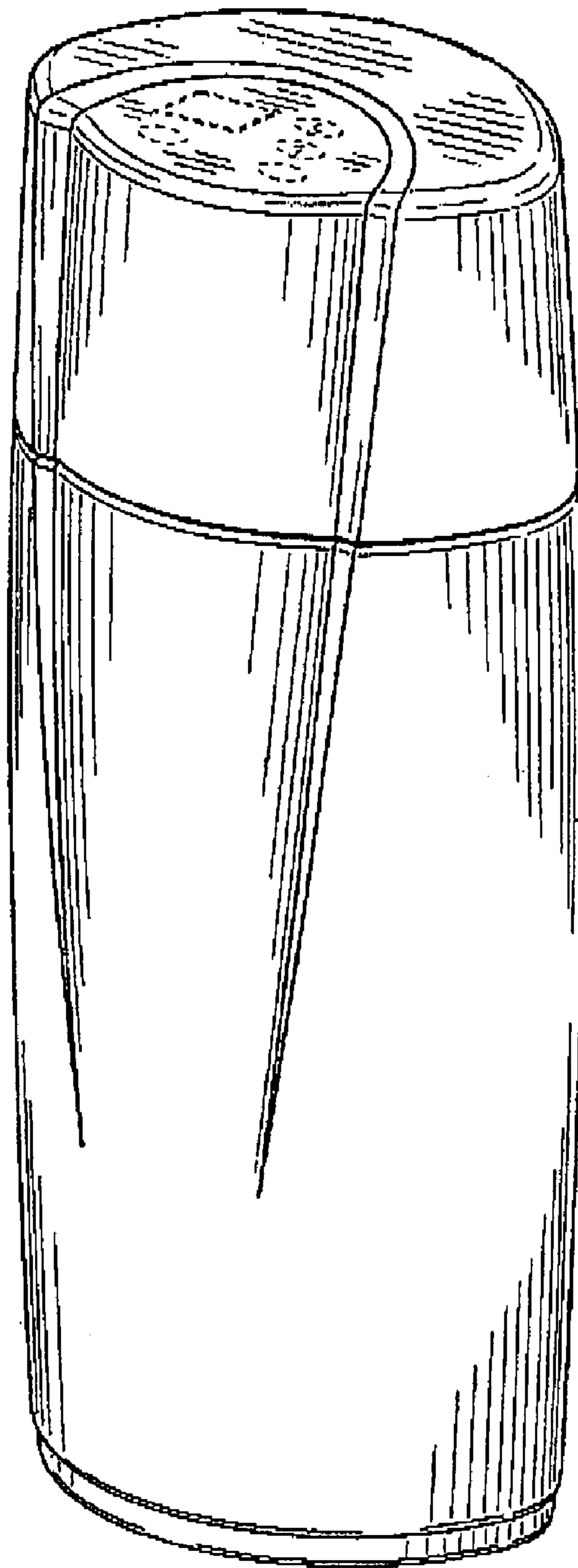


FIG. 1

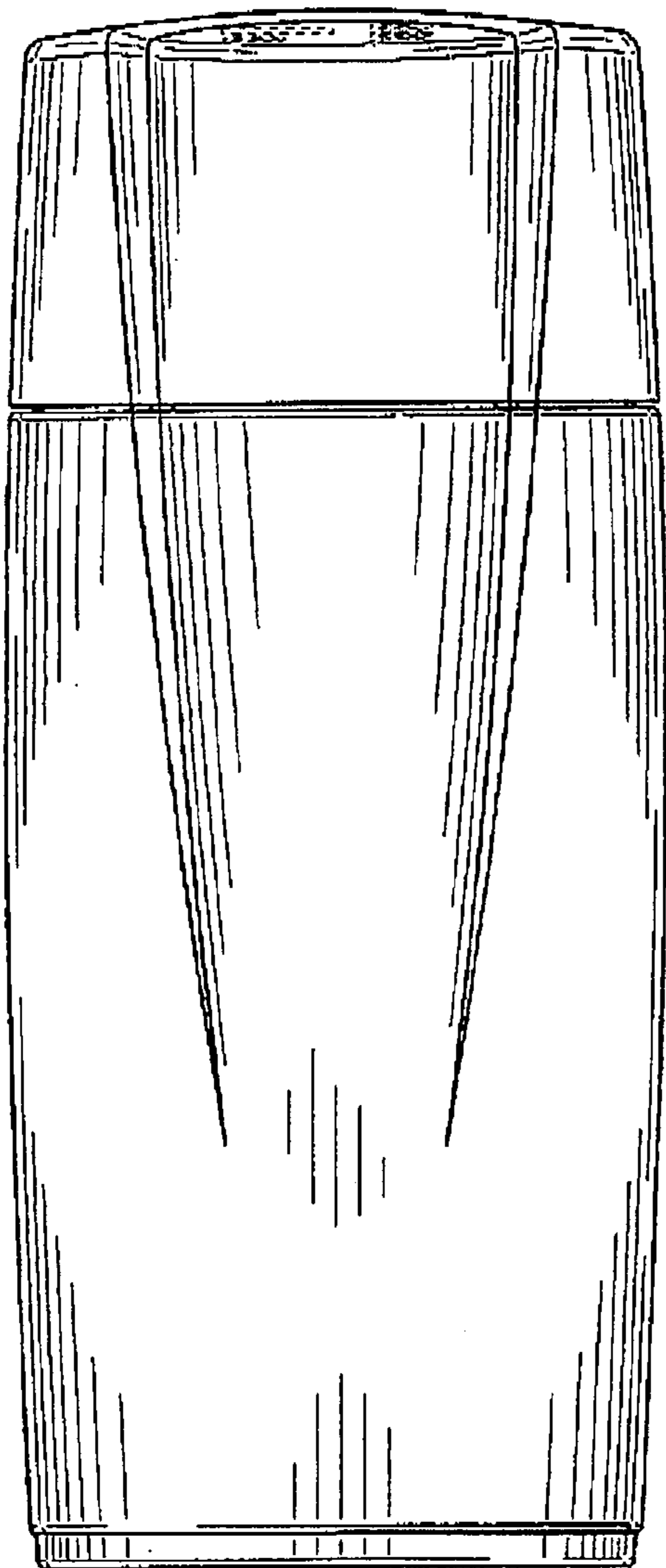


FIG. 2




FIG. 3




FIG. 4

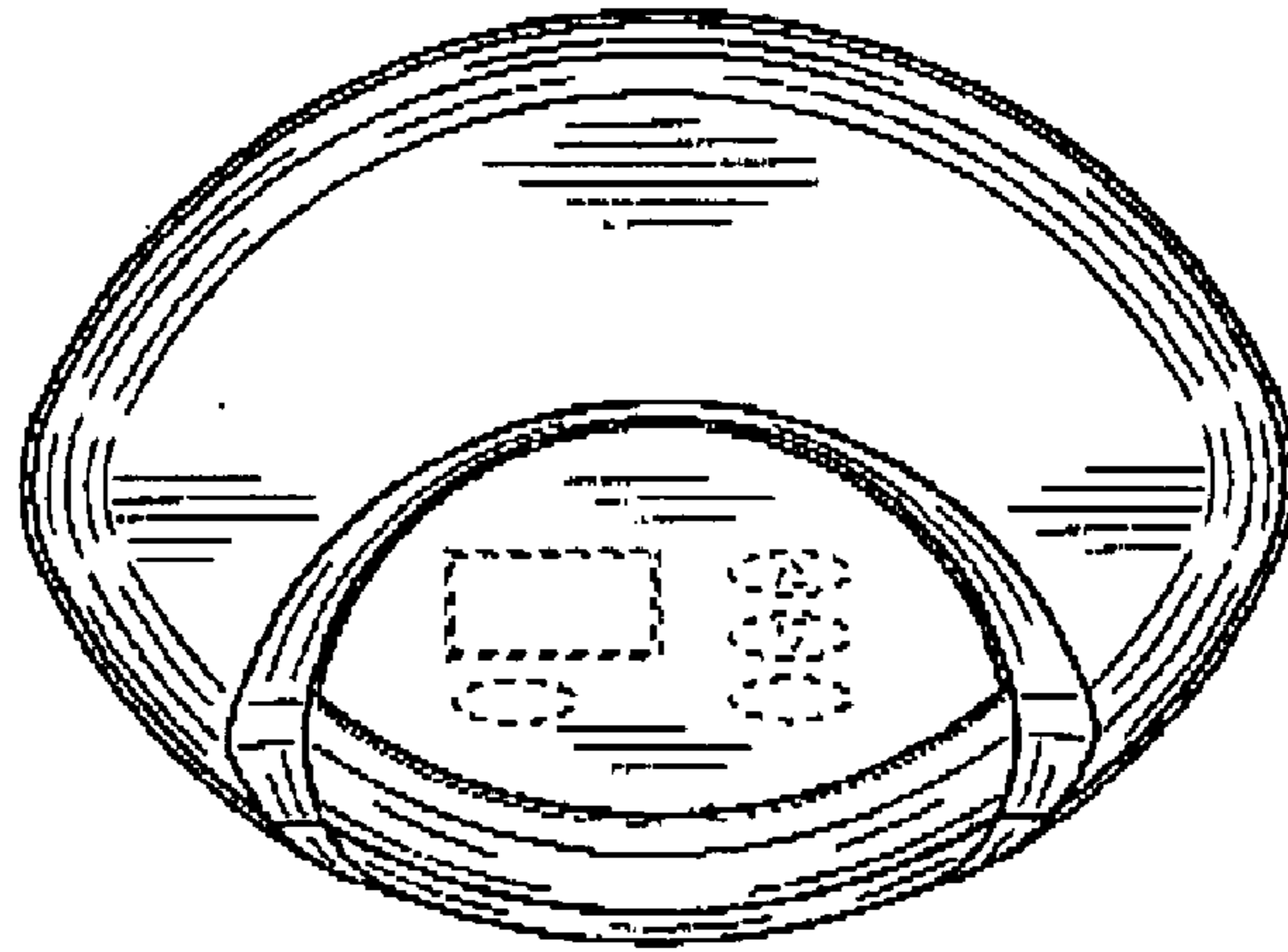


FIG. 5

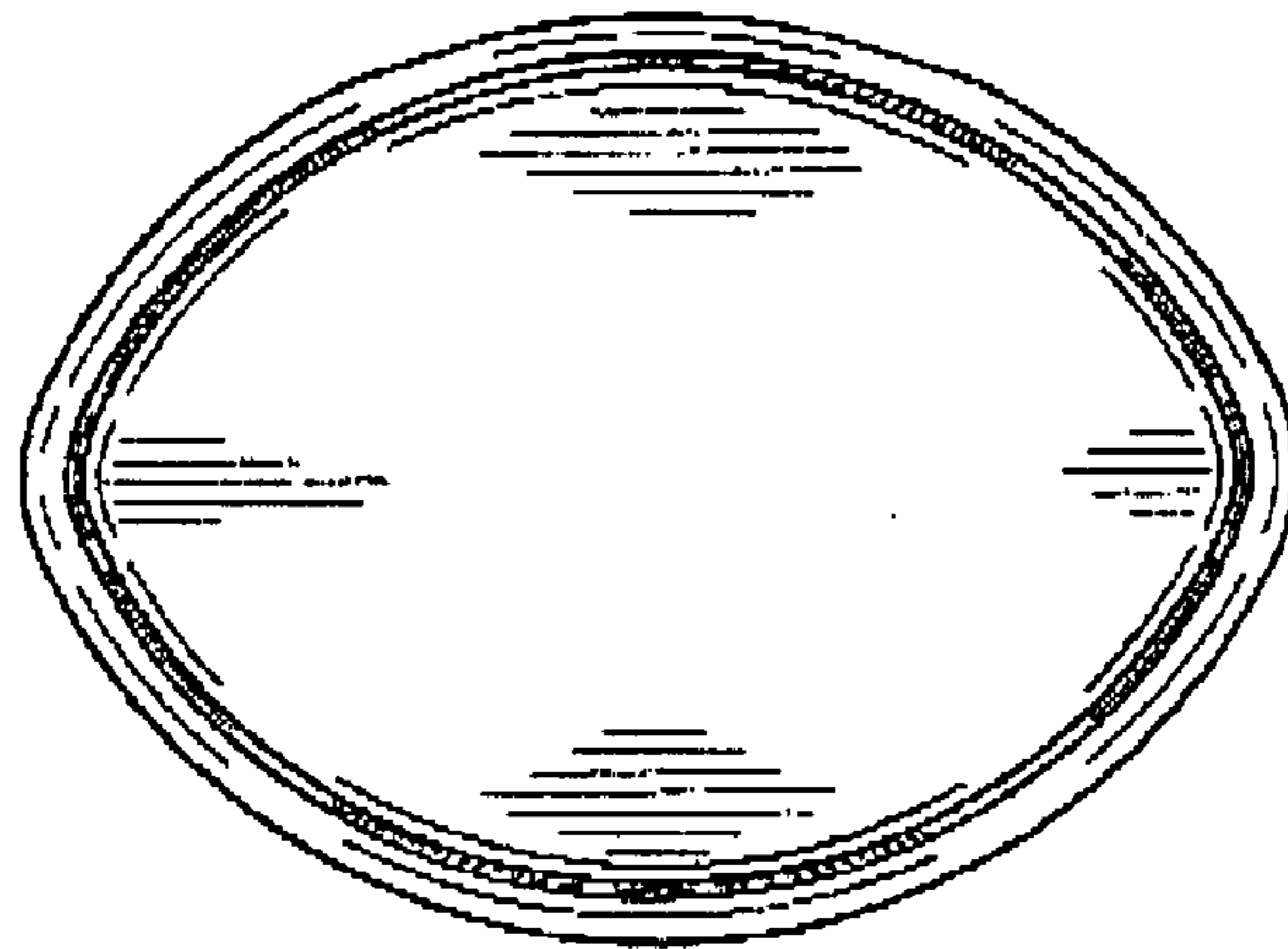


FIG. 6