



US00D557757S

(12) **United States Design Patent**
Van Straaten

(10) **Patent No.:** **US D557,757 S**

(45) **Date of Patent:** **** Dec. 18, 2007**

(54) **EXERCISE SUPPORT DEVICE**

6,280,366 B1 * 8/2001 Hsieh 482/130
6,299,569 B1 * 10/2001 Rich 482/123
D482,748 S * 11/2003 Flynt D21/692

(75) Inventor: **Willem Johannes Van Straaten**,
Sandton (ZA)

* cited by examiner

(73) Assignee: **Greenhouse International LLC**,
Newark, DE (US)

Primary Examiner—Philip Hyder
(74) *Attorney, Agent, or Firm*—Wenderoth, Lind & Ponack,
L.L.P.

(**) Term: **14 Years**

(21) Appl. No.: **29/254,999**

(57) **CLAIM**

(22) Filed: **Mar. 3, 2006**

The ornamental design for an exercise support device, as shown and described.

(51) **LOC (8) Cl.** **21-02**

(52) **U.S. Cl.** **D21/686; D21/694**

(58) **Field of Classification Search** D21/662,
D21/674, 686, 690, 692; 482/121, 122, 123,
482/124, 125, 129, 130, 133
See application file for complete search history.

DESCRIPTION

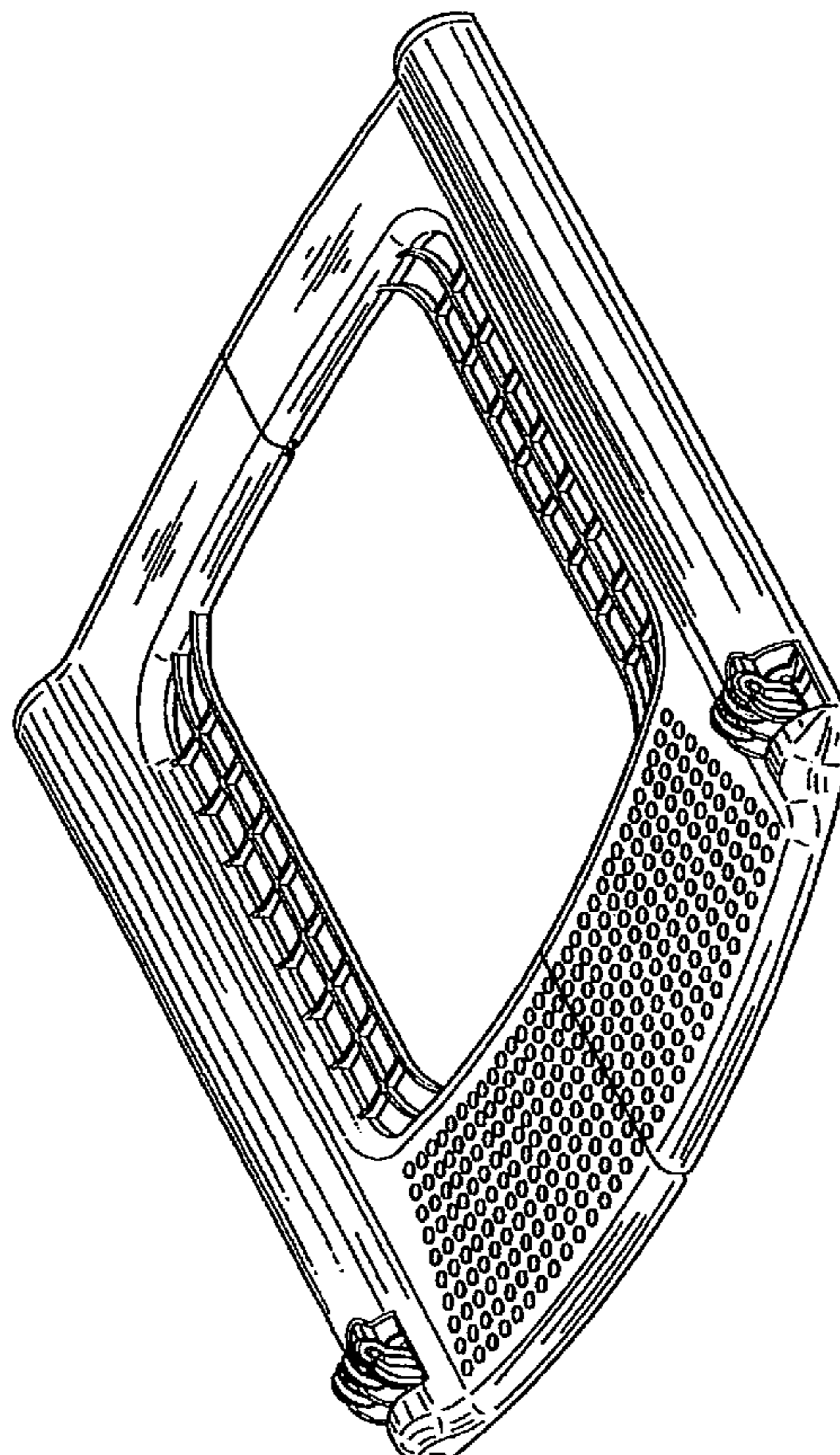
(56) **References Cited**

U.S. PATENT DOCUMENTS

4,982,958 A * 1/1991 Ullman 482/123
5,261,864 A * 11/1993 Fitzpatrick 482/52
D347,868 S * 6/1994 Hill D21/662
D353,419 S * 12/1994 Sprague D21/686
D355,458 S * 2/1995 Chen D21/673
5,540,642 A * 7/1996 Sprague 482/123

FIG. 1 is a top perspective view of the exercise support device of the invention, in an operative mode;
FIG. 2 is a right side elevation view;
FIG. 3 is a front end view;
FIG. 4 is a top plan view;
FIG. 5 is a left side elevation view;
FIG. 6 is a back end view; and,
FIG. 7 is a top perspective view of the exercise support device of the invention in a folded storage mode.

1 Claim, 4 Drawing Sheets



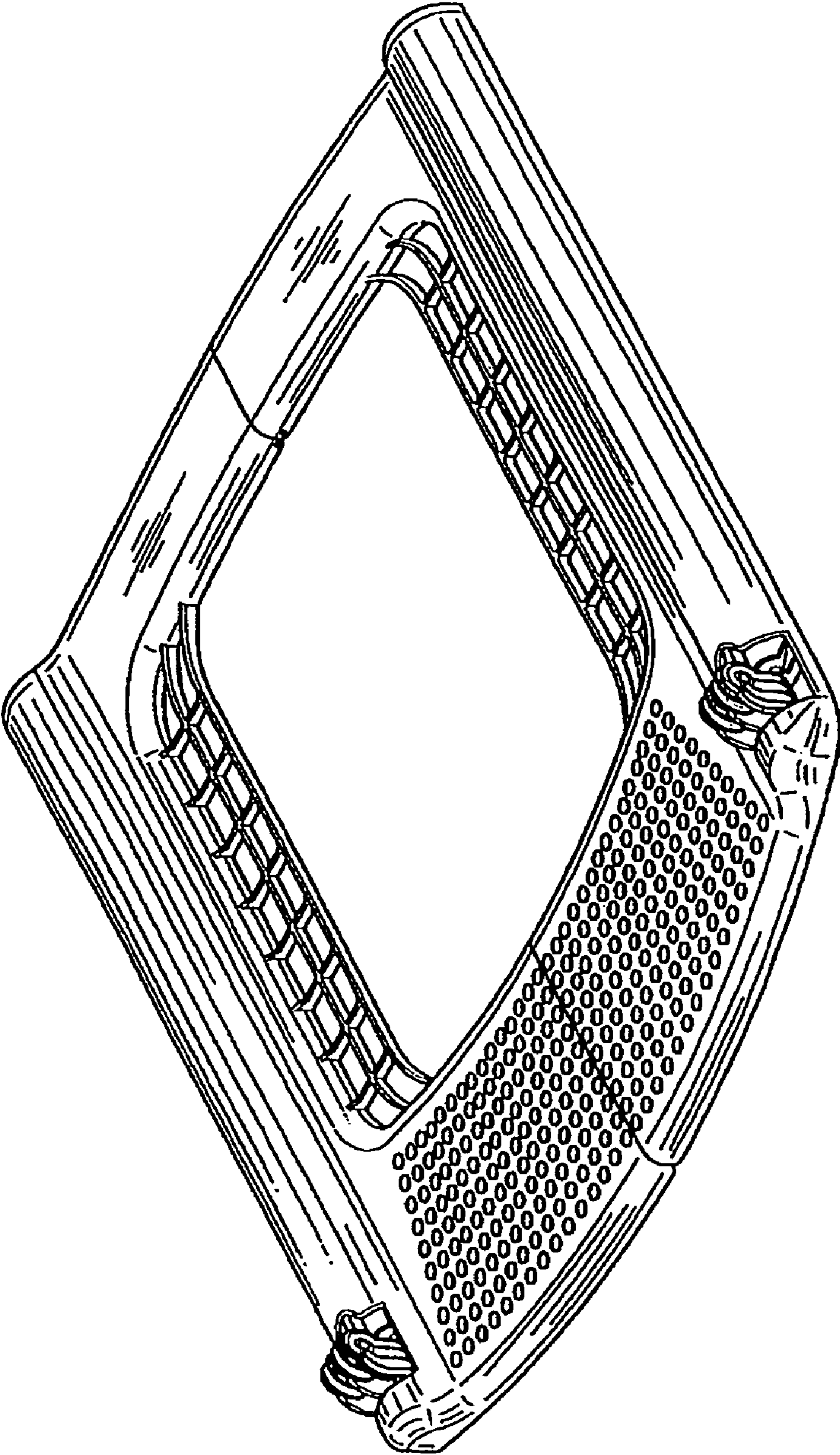


FIGURE 1

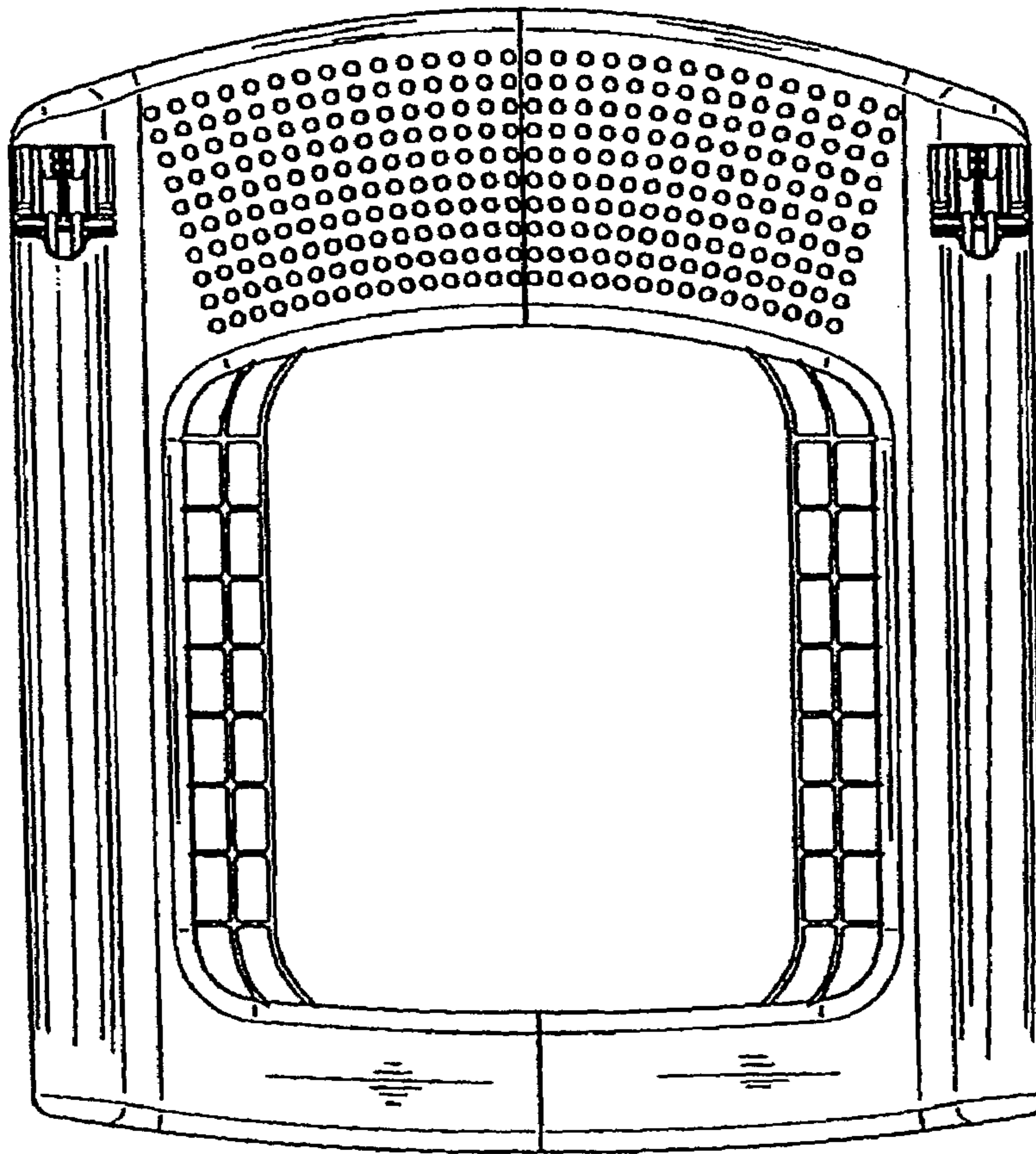


FIGURE 4



FIGURE 3




FIGURE 2

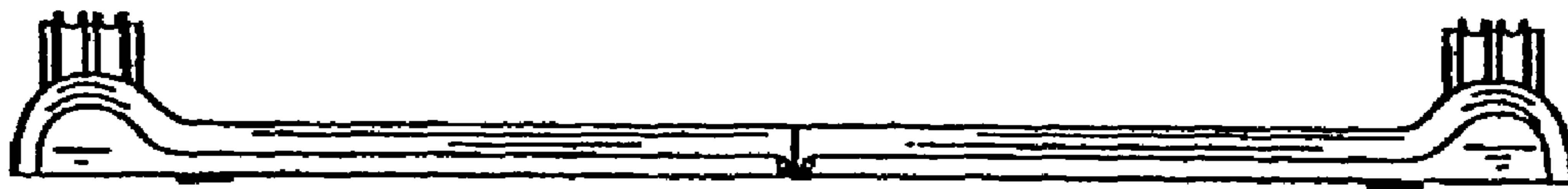


FIGURE 6




FIGURE 5

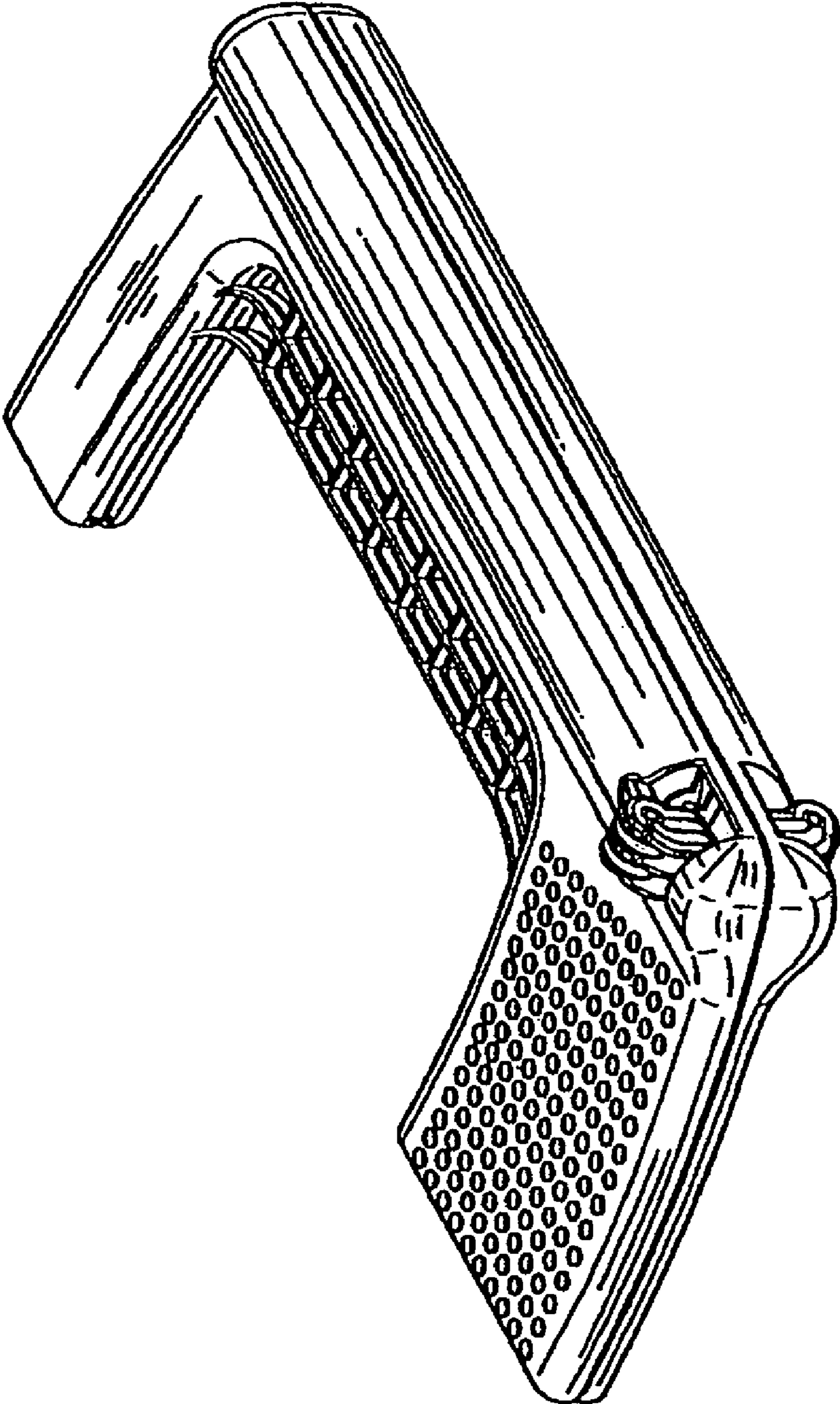


FIGURE 7