



US00D557745S

(12) **United States Design Patent** (10) **Patent No.:** **US D557,745 S**
Isono (45) **Date of Patent:** **** Dec. 18, 2007**

(54) **CAP FOR A MARKING PEN**

Primary Examiner—Elizabeth A. Albert

(75) **Inventor:** **Ryoichi Isono**, Nara (JP)

(74) *Attorney, Agent, or Firm*—Osha Liang LLP

(73) **Assignee:** **Kuretake Co., Ltd.**, Nara (JP)

(57) **CLAIM**

(**) **Term:** **14 Years**

The ornamental design for a cap for a marking pen, as shown and described.

(21) **Appl. No.:** **29/265,100**

(22) **Filed:** **Aug. 24, 2006**

DESCRIPTION

(30) **Foreign Application Priority Data**

Feb. 24, 2006 (JP) 2006-004444

FIG. 1 is a perspective view of a cap for a marking pen according to the invention.

(51) **LOC (8) Cl.** **19-06**

FIG. 2 is a front view of the design according to the invention.

(52) **U.S. Cl.** **D19/57**

(58) **Field of Classification Search** D19/35,
D19/36, 41–51, 53–57; 24/11 R, 11 F, 11 P;
401/52, 99, 100, 104, 105, 106, 107, 108,
401/109, 192, 195, 196

FIG. 3 is a top view of the design according to the invention.

FIG. 4 is a rear view of the design according to the invention.

See application file for complete search history.

FIG. 5 is a bottom view of the design according to the invention.

(56) **References Cited**

FIG. 6 is a left side view of the design according to the invention.

U.S. PATENT DOCUMENTS

FIG. 7 is a right side view of the design according to the invention.

D248,865 S *	8/1978	Sussman et al.	D19/43
D335,147 S *	4/1993	Katami et al.	D19/57
D371,388 S *	7/1996	Ito et al.	D19/49
D417,698 S *	12/1999	Tsuchida	D19/45
D460,485 S *	7/2002	Keda	D19/43
D475,085 S *	5/2003	Whitehorn	D19/36
D493,832 S *	8/2004	Hung	D19/43
D502,506 S *	3/2005	Reichmann	D19/43
D540,865 S *	4/2007	Beno et al.	D19/43
D545,895 S *	7/2007	Okutani	D19/36

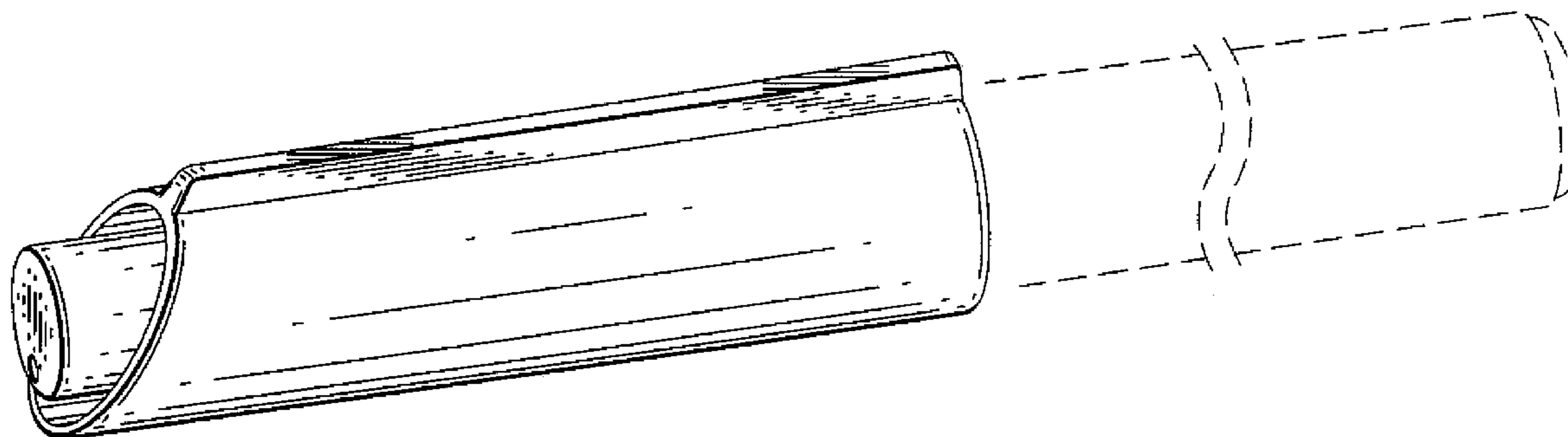
FIG. 8 is a cross section view taken along Line 8—8 as shown in FIG. 7; and,

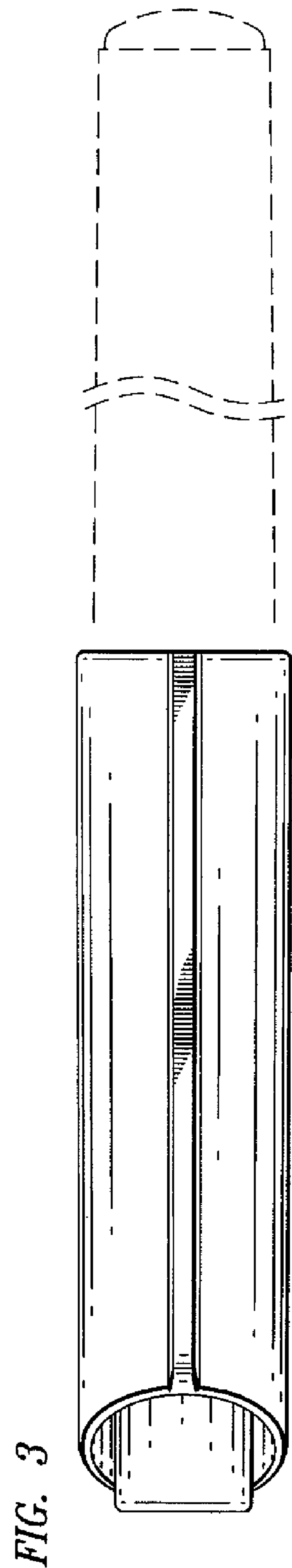

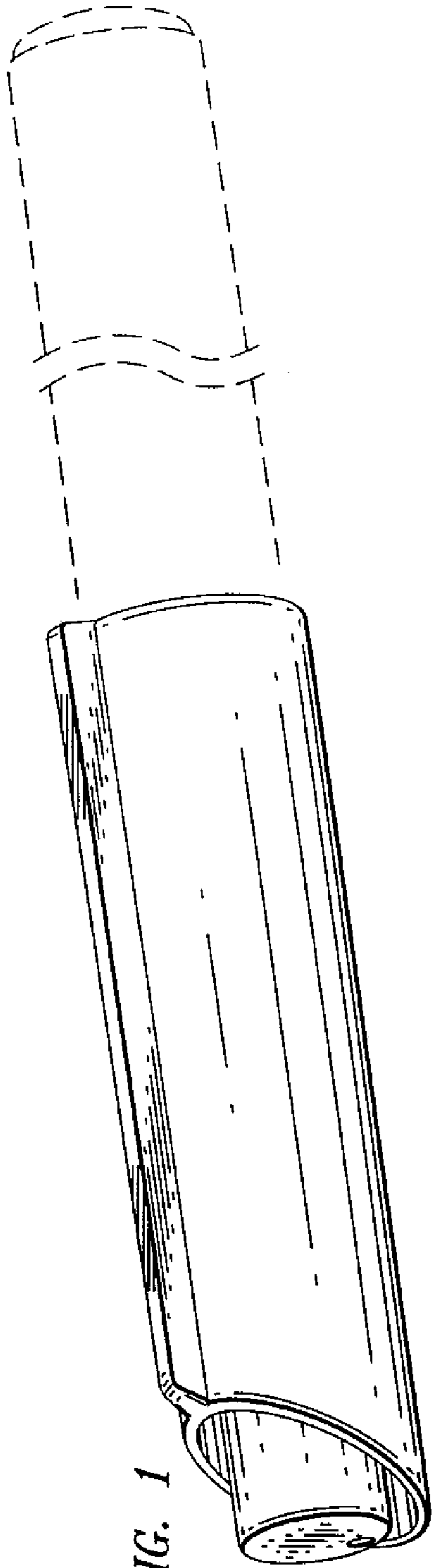
FIG. 9 is a cross sectional view taken along Line 9—9 as shown in FIG. 7.

The broken line showing of a pen is included for the purpose of illustrating environment and forms no part of the claimed design.

* cited by examiner

1 Claim, 3 Drawing Sheets





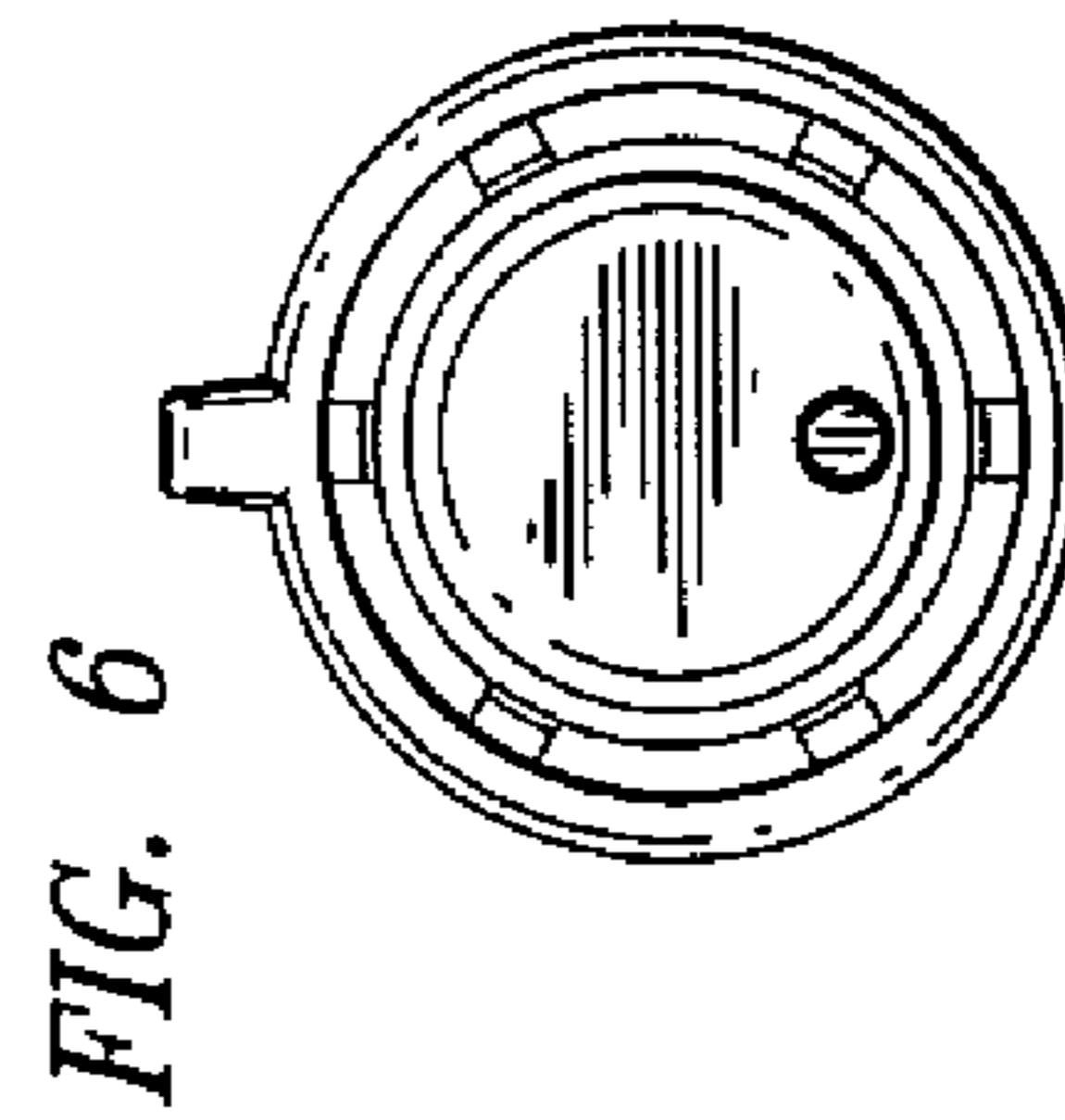
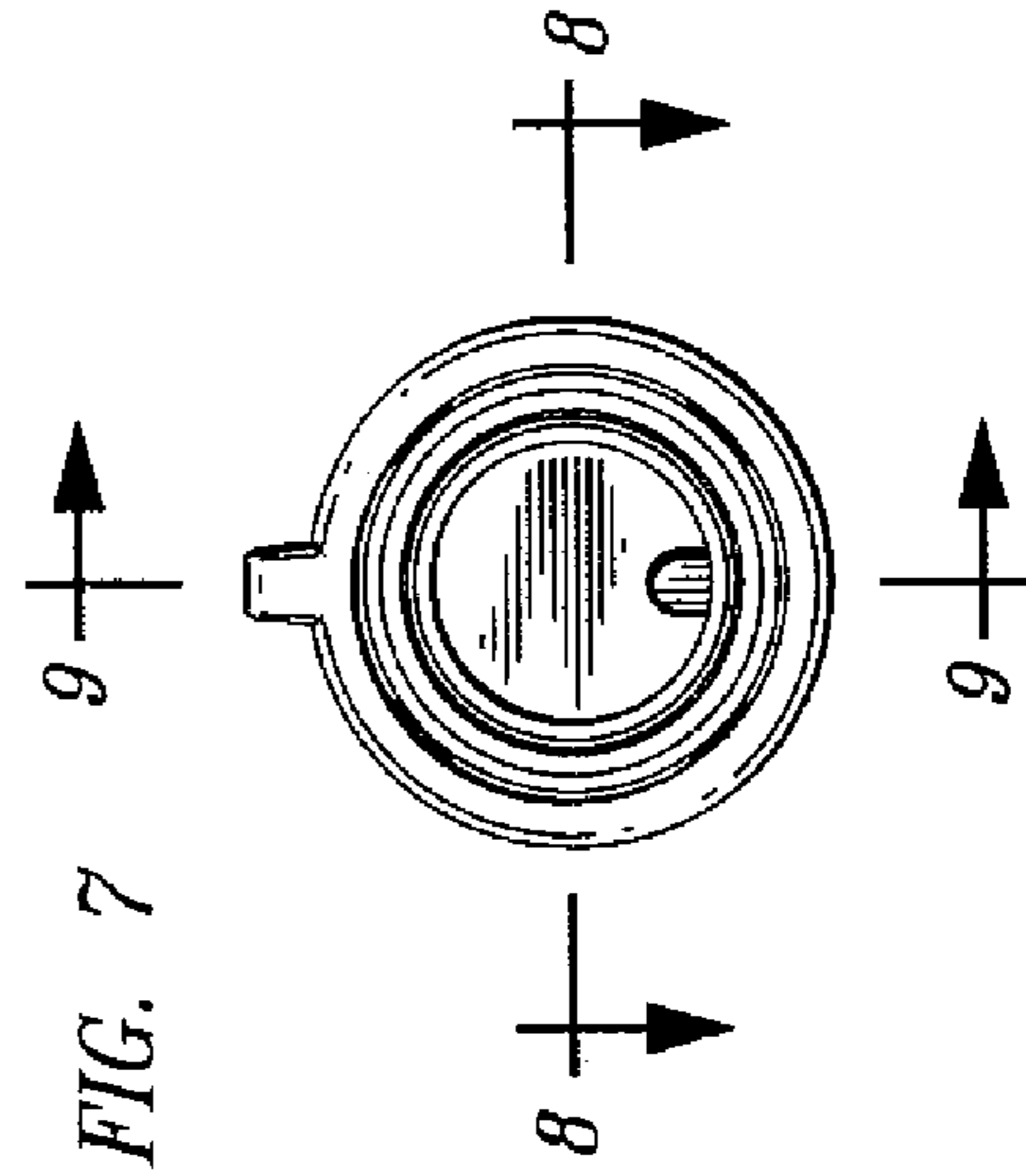

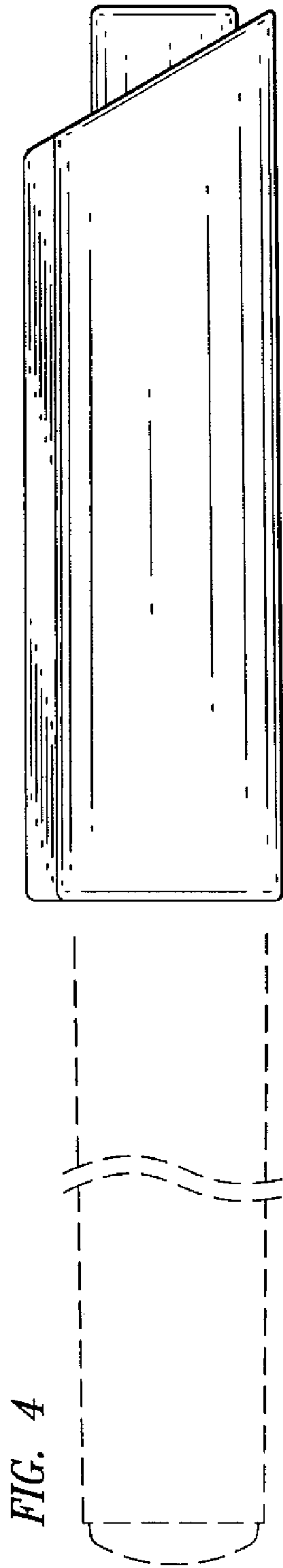


FIG. 8

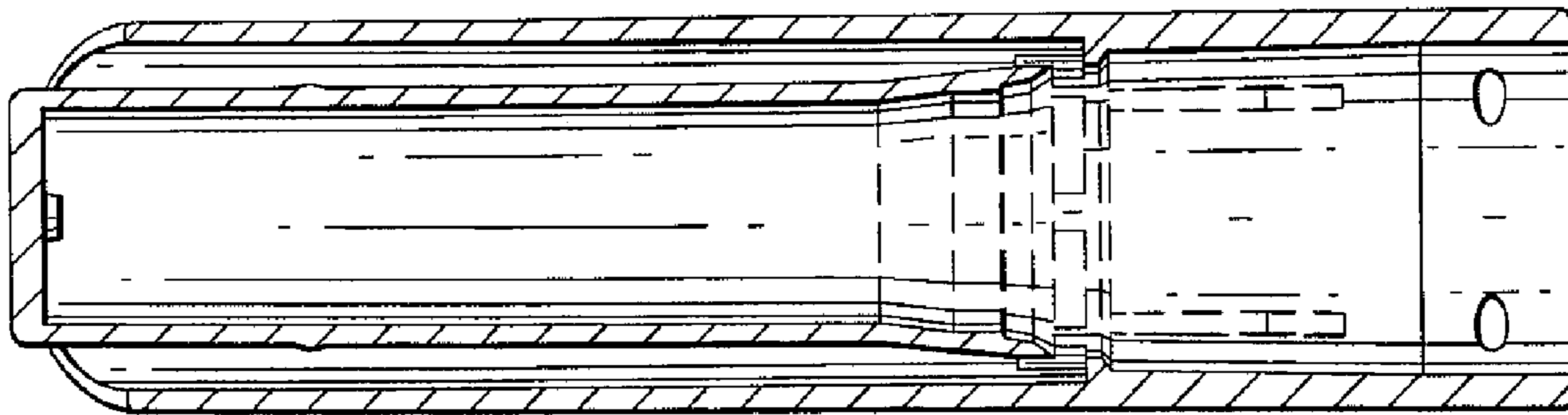


FIG. 9

