



US00D557744S

(12) **United States Design Patent**
Lecce

(10) **Patent No.:** **US D557,744 S**
(45) **Date of Patent:** **** Dec. 18, 2007**

(54) **WRITING AND DRAWING INSTRUMENT**

D489,406 S * 5/2004 Sakuno D19/51
D490,110 S * 5/2004 Qiu D19/51
D542,844 S * 5/2007 Qiu D19/51

(75) Inventor: **Giovanni Lecce**, Castiglione Torinese (IT)

* cited by examiner

(73) Assignee: **Quadrinvest S.p.A.**, Turin (IT)

Primary Examiner—Elizabeth A. Albert

(**) Term: **14 Years**

(74) *Attorney, Agent, or Firm*—Abelman, Frayne & Schwab

(21) Appl. No.: **29/262,902**

(57) **CLAIM**

(22) Filed: **Jul. 11, 2006**

The ornamental design for a writing and drawing instrument, as shown and described.

(30) **Foreign Application Priority Data**

Jun. 8, 2006 (IT) MI2006O0122

DESCRIPTION

(51) **LOC (8) Cl.** **19-06**

FIG. 1 is a front perspective view of a writing and drawing instrument showing my new design;

(52) **U.S. Cl.** **D19/51**

FIG. 2 is a rear perspective view thereof;

(58) **Field of Classification Search** D19/35,
D19/36, 41–51; 24/11 R, 11 F, 11 P; 401/52,
401/99, 100, 104, 105, 106, 107, 108, 109,
401/192, 195, 196

FIG. 3 is a front view thereof;

FIG. 4 is a side view thereof;

FIG. 5 is a rear view thereof;

See application file for complete search history.

FIG. 6 is a side view from the opposite side to that shown in FIG. 4;

FIG. 7 is a top plan view thereof; and,

FIG. 8 is a bottom plan view thereof.

(56) **References Cited**

U.S. PATENT DOCUMENTS

D441,018 S * 4/2001 Droege D19/51
D460,112 S * 7/2002 Keda D19/51

1 Claim, 2 Drawing Sheets

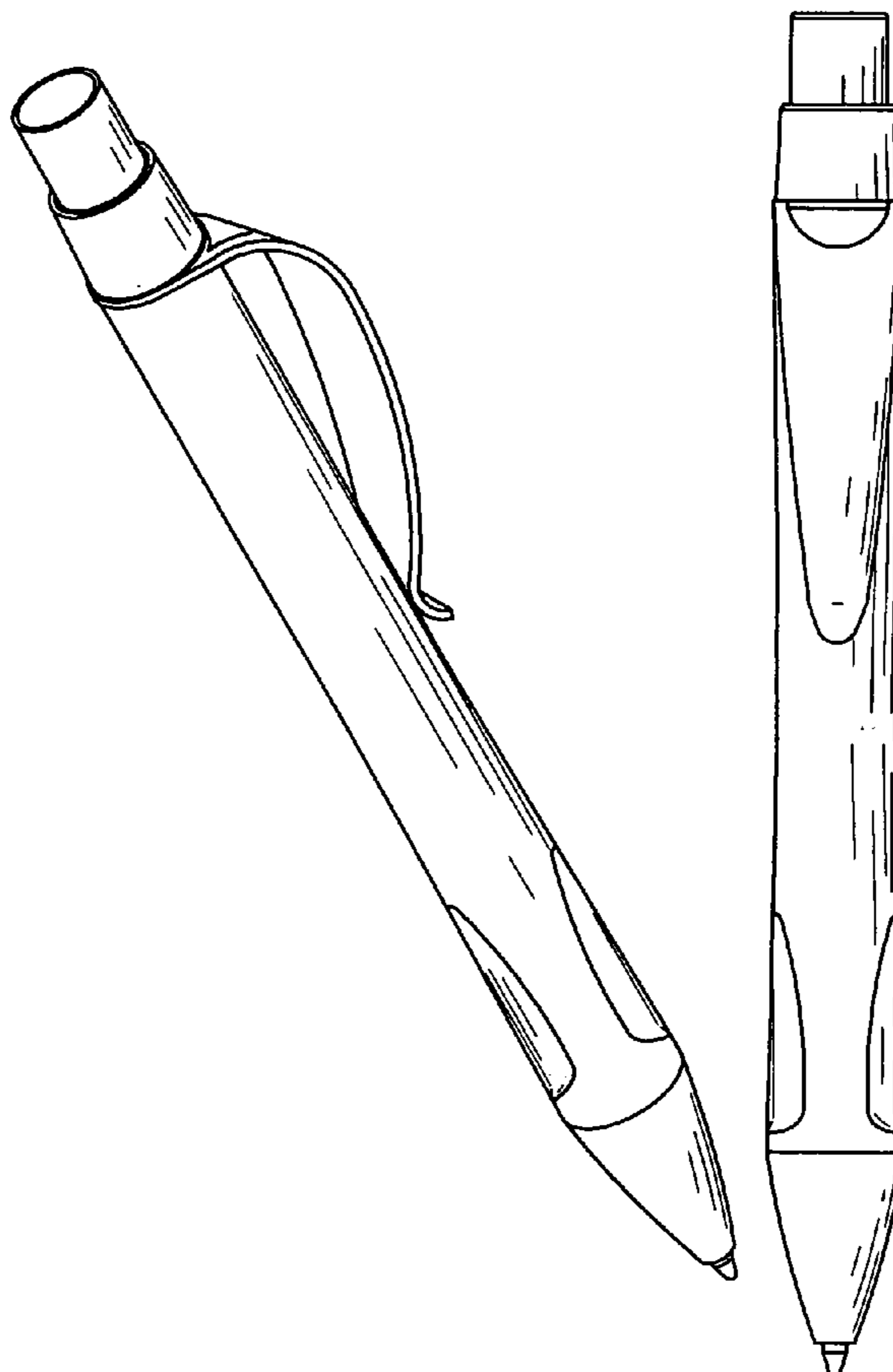


Fig.3




Fig.2

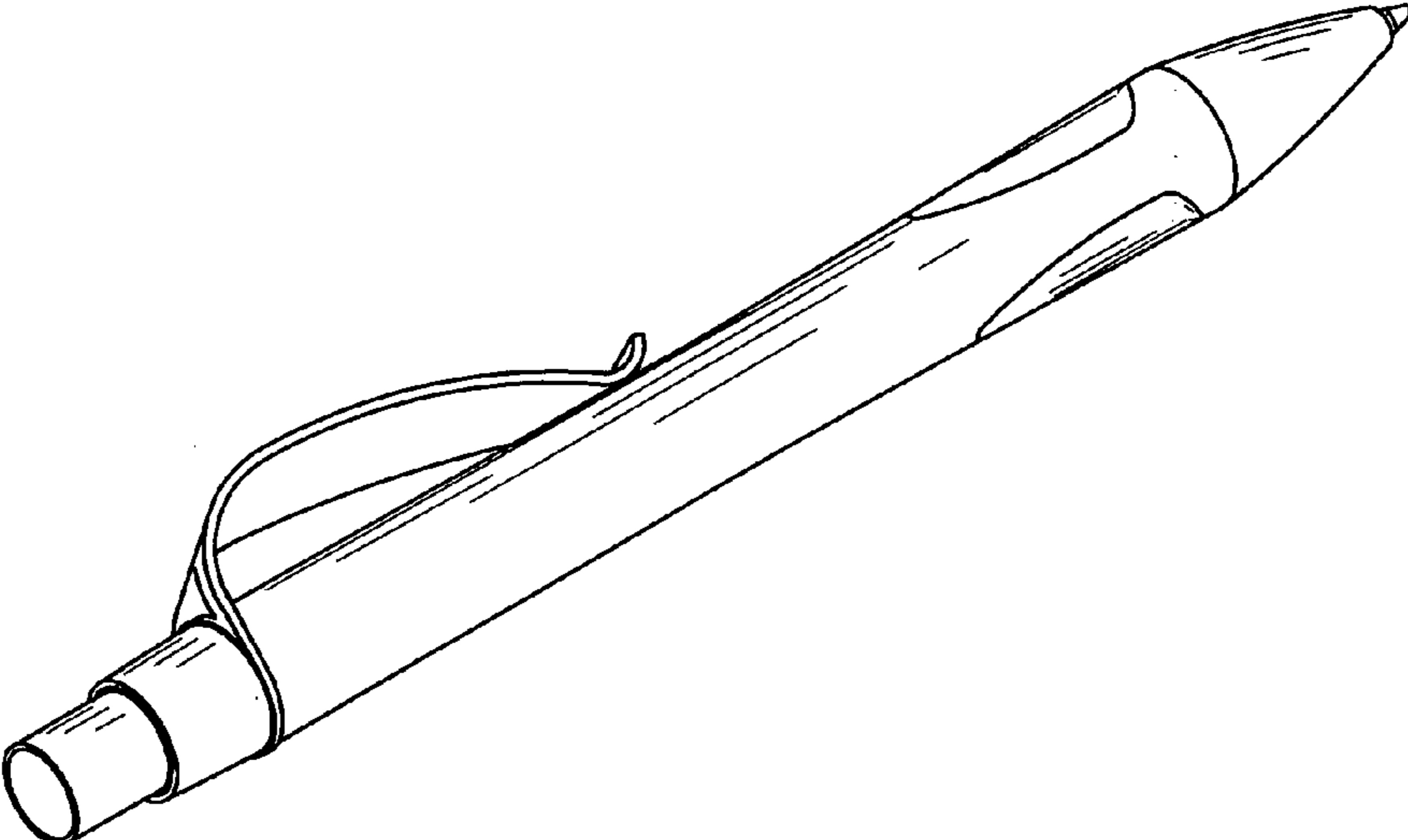


Fig.1

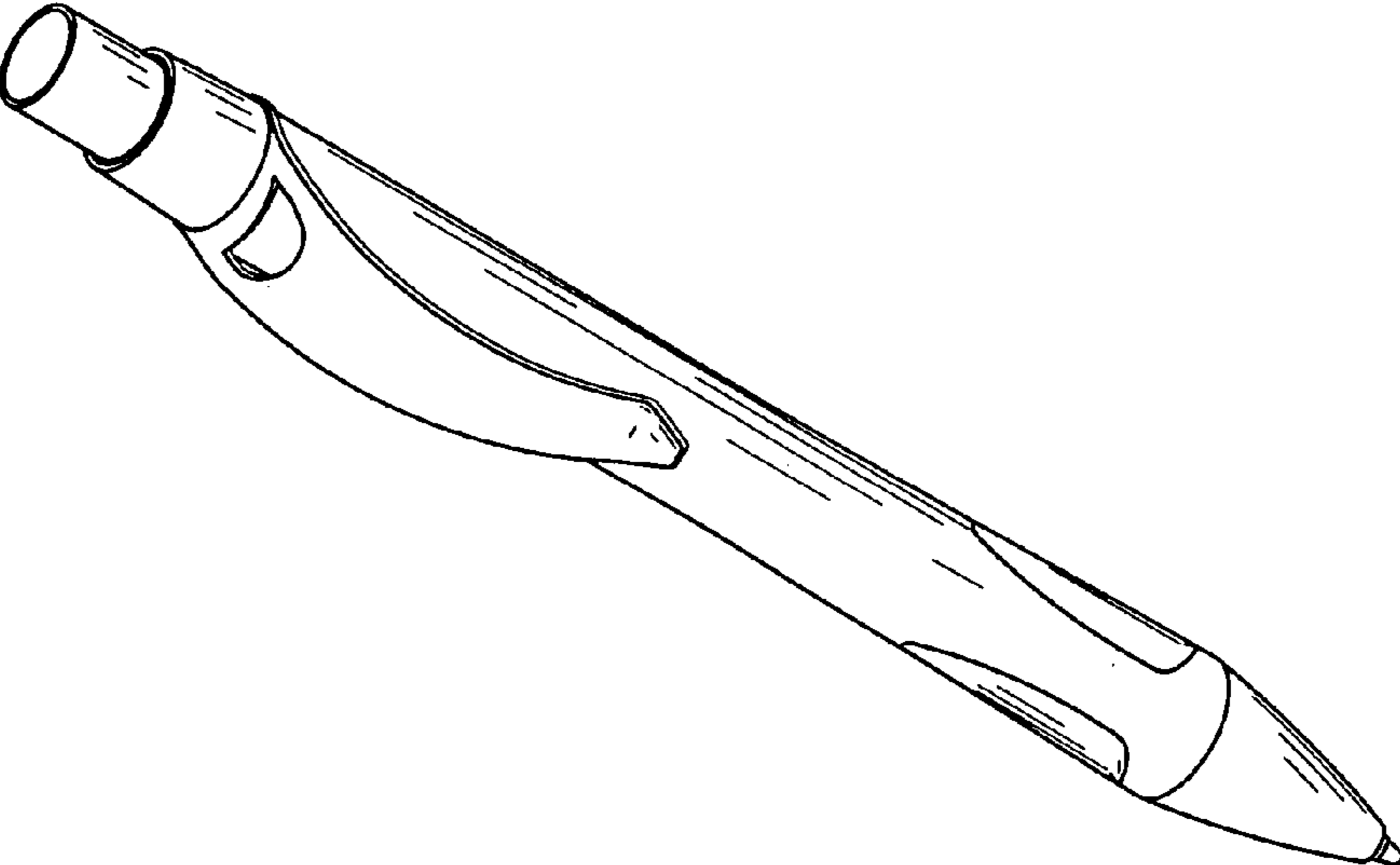


Fig.4

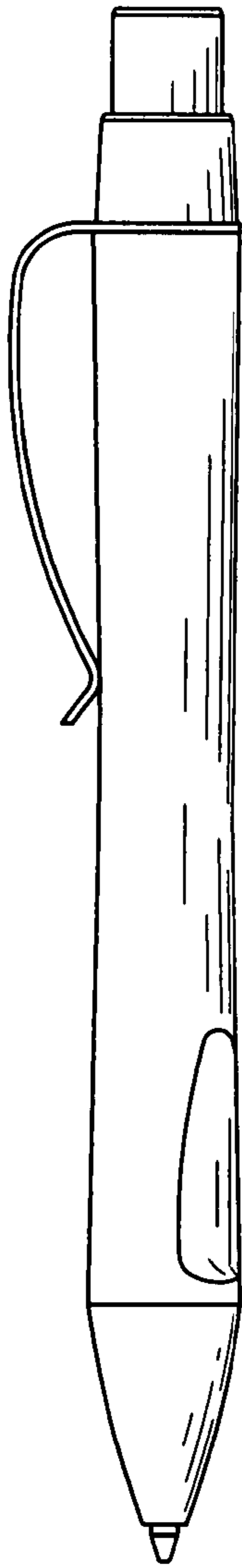


Fig.5



Fig.6

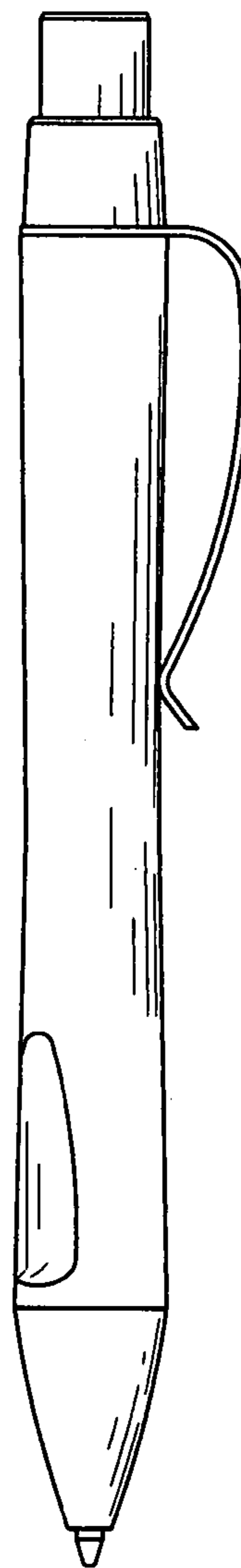


Fig.7

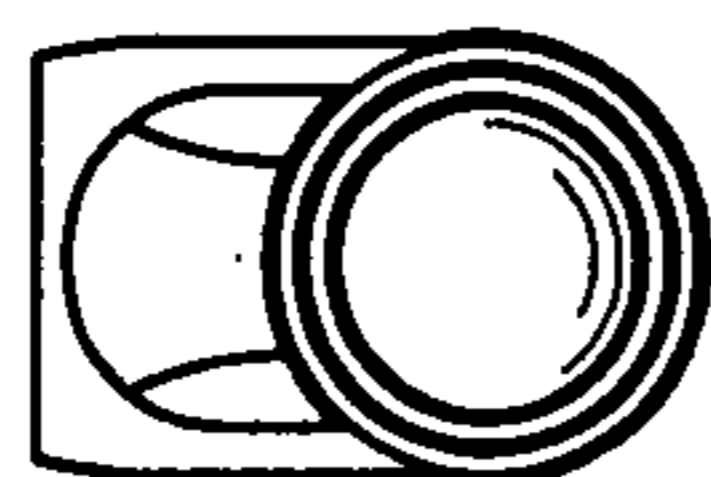


Fig.8

