



US00D557742S

(12) **United States Design Patent**
Vincent

(10) **Patent No.:** **US D557,742 S**
(45) **Date of Patent:** **** Dec. 18, 2007**

(54) **WRITING INSTRUMENT**

(75) Inventor: **André Vincent**, Auxerre (FR)

(73) Assignee: **Societe BIC**, Clichy (FR)

(**) Term: **14 Years**

(21) Appl. No.: **29/252,168**

(22) Filed: **Jan. 19, 2006**

(30) **Foreign Application Priority Data**

Jul. 22, 2005 (EM) 000376793-0001

(51) **LOC (8) Cl.** **19-06**

(52) **U.S. Cl.** **D19/51**

(58) **Field of Classification Search** D19/35,
D19/36, 41-51, 53-57; 24/11 R, 11 F, 11 P;
401/52, 99, 100, 104, 105, 106, 107, 108,
401/109, 192, 195, 196

See application file for complete search history.

(56) **References Cited**

U.S. PATENT DOCUMENTS

1,977,527 A * 10/1934 Pohle 401/35
D96,023 S * 6/1935 Cuthbert D19/48
D142,390 S * 9/1945 Olson et al. D19/48
2,473,690 A * 6/1949 Olson et al. 24/11 P
D355,440 S * 2/1995 Lin D19/51
D389,864 S * 1/1998 Jones et al. D19/48

D462,386 S * 9/2002 Iwase et al. D19/43
D483,067 S * 12/2003 Takanashi D19/43
D526,682 S * 8/2006 Ortiz et al. D19/36

* cited by examiner

Primary Examiner—Elizabeth A. Albert

(74) *Attorney, Agent, or Firm*—The H.T. Than Law Group

(57) **CLAIM**

The ornamental design for a writing instrument, as shown and described.

DESCRIPTION

FIG. 1 is a side perspective view of a writing instrument showing my new design;

FIG. 2 is a front elevational view thereof;

FIG. 3 is a back elevational view thereof;

FIG. 4 is a front elevational view thereof with the cap removed and placed on the rear in a stored position;

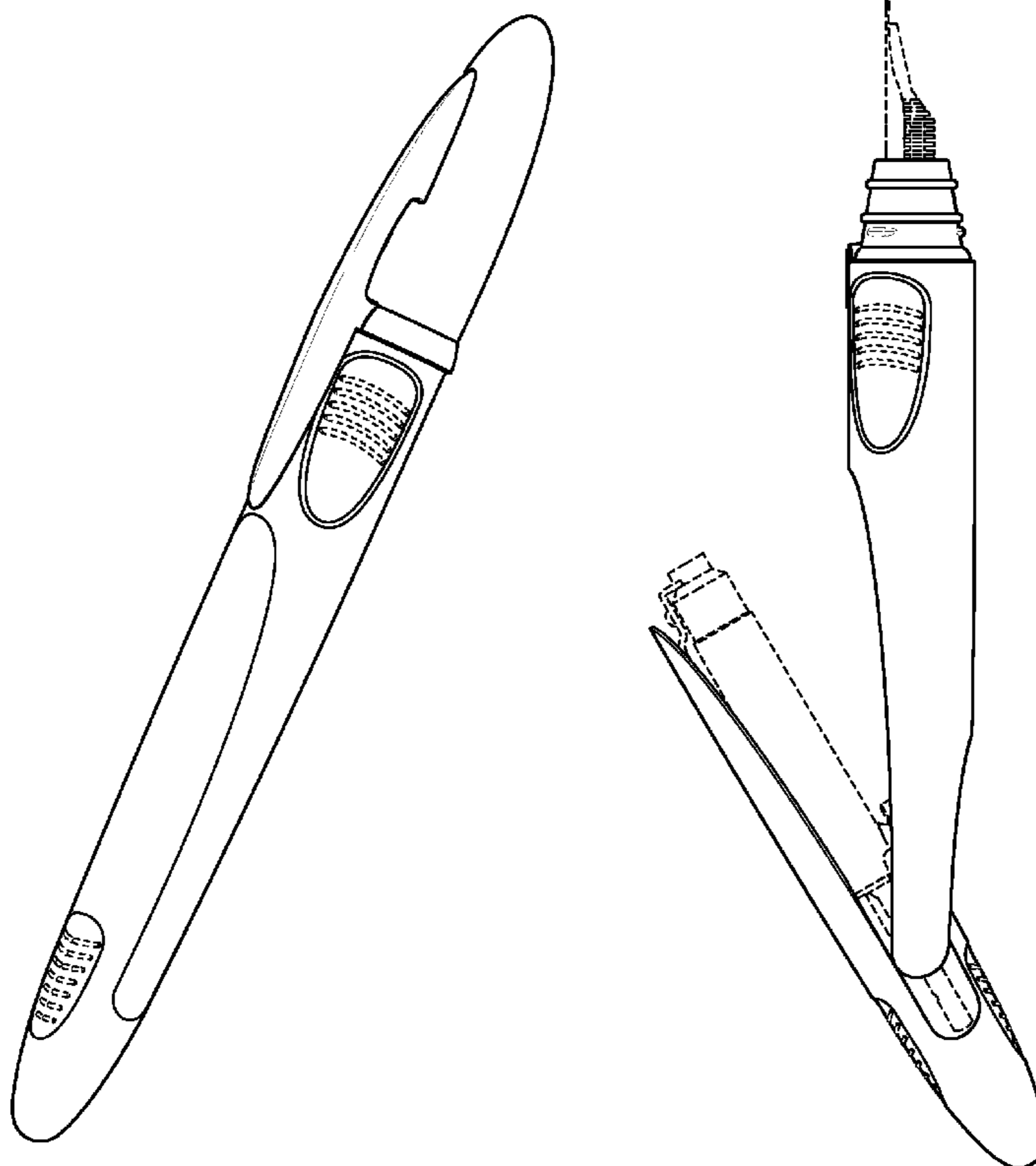
FIG. 5 is a right side elevational view thereof with the barrel in an open position, shown without the cap for convenience of illustration;

FIG. 6 is a top plan view of FIG. 1; and,

FIG. 7 is a bottom plan view thereof.

All portions shown in broken lines are environmental and illustrative only and form no part of the claimed design.

1 Claim, 7 Drawing Sheets



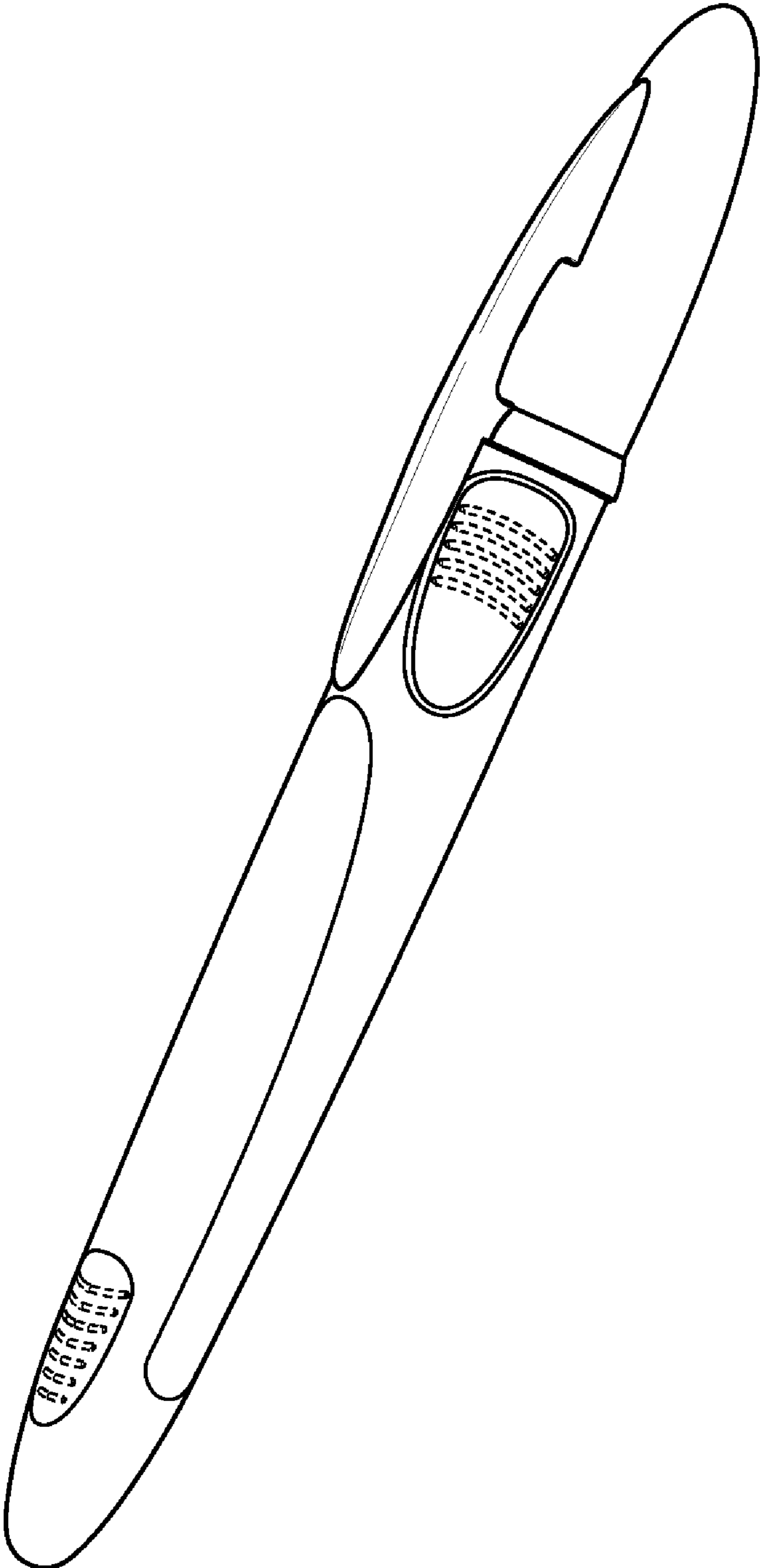


FIG. 1

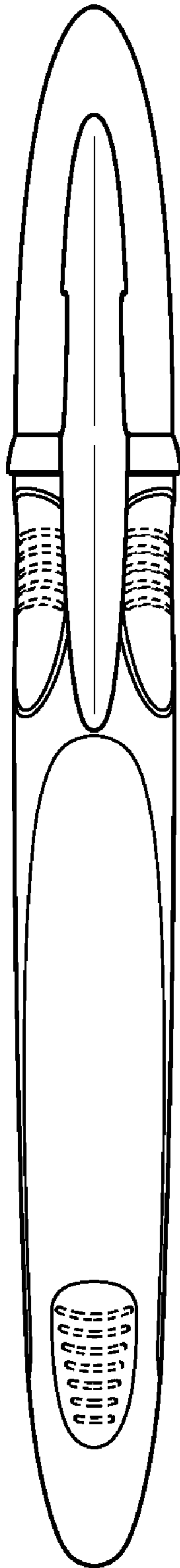


FIG. 2




FIG. 3

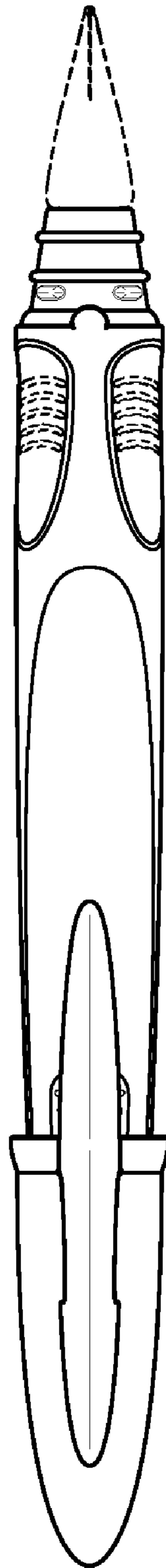


FIG. 4

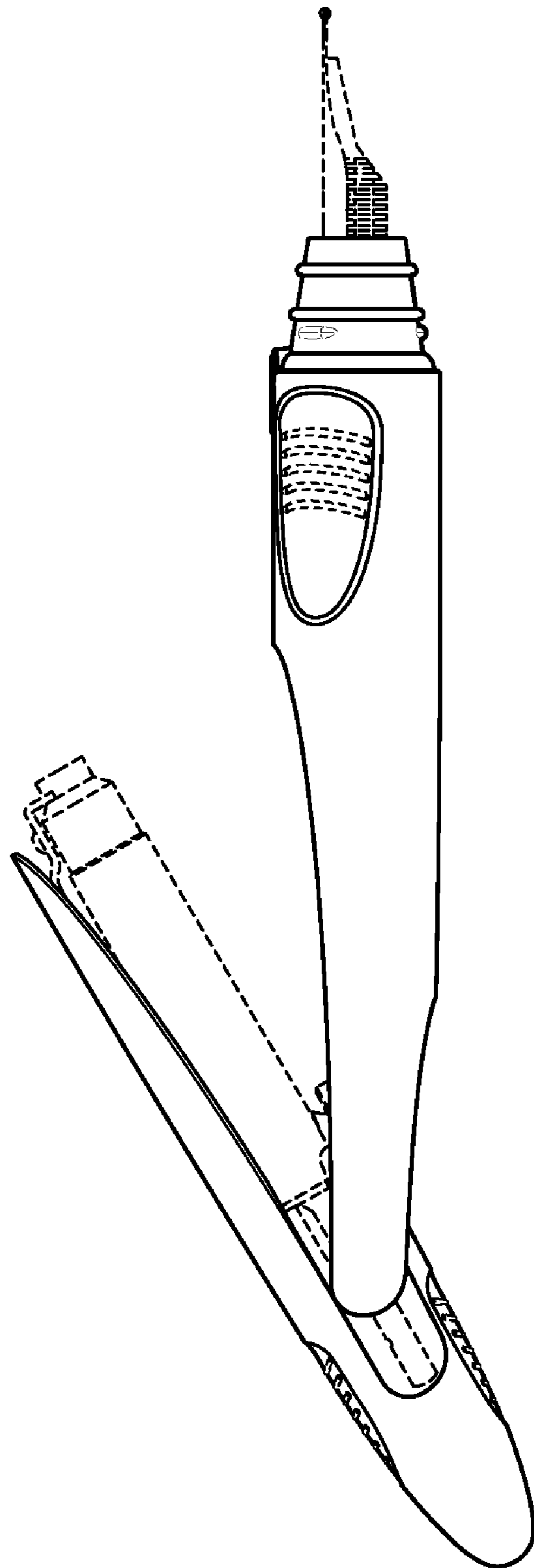


FIG. 5

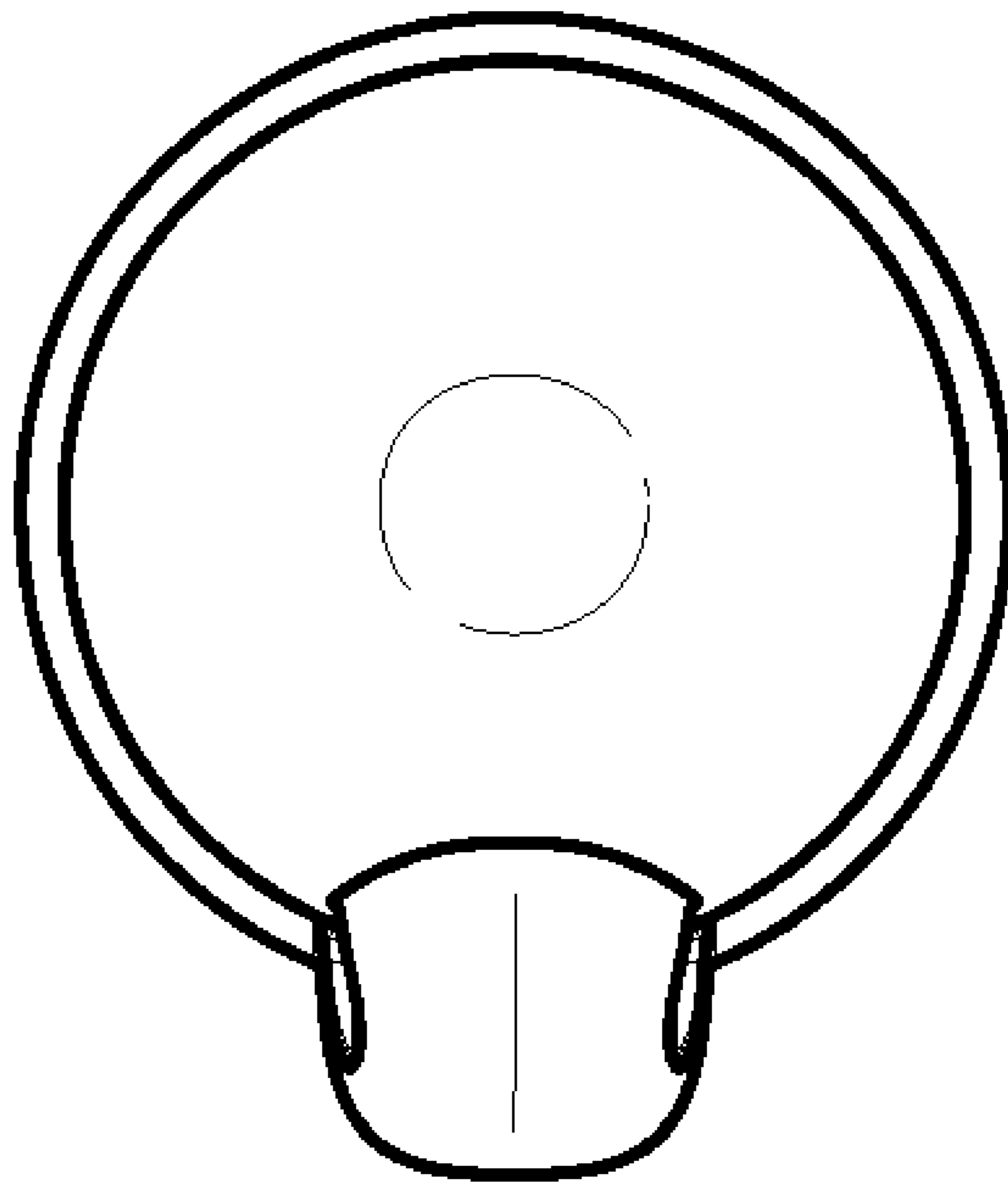


FIG. 6




FIG. 7