



US00D557729S

(12) **United States Design Patent**
Bain

(10) **Patent No.:** **US D557,729 S**

(45) **Date of Patent:** **** Dec. 18, 2007**

(54) **SUNGLASSES**

(76) **Inventor:** **Eddie M. Bain**, P.O. Box 204,
Lowndesboro, AL (US) 36752-0204

(**) **Term:** **14 Years**

(21) **Appl. No.:** **29/224,759**

(22) **Filed:** **Mar. 8, 2005**

(51) **LOC (8) Cl.** **16-06**

(52) **U.S. Cl.** **D16/325**

(58) **Field of Classification Search** D16/300-330,
D16/101, 332-338; D29/109-110; D24/110.2;
351/41, 44, 51-52, 62, 158, 92, 103-111,
351/130, 61, 114-119, 121-123; 2/426-432,
2/447-449, 441, 436, 434-437

See application file for complete search history.

(56) **References Cited**

U.S. PATENT DOCUMENTS

D104,320 S *	4/1937	Bouchard	D16/325
D243,398 S *	2/1977	Loughner	D16/325
D273,684 S *	5/1984	Dianitsch	D16/323
D296,562 S *	7/1988	Berthet-Bondet	D16/313

D311,195 S *	10/1990	Berthet-Bondet	D16/324
D320,802 S *	10/1991	Ishii	D16/323
D321,895 S *	11/1991	Ramp	D16/323
D450,341 S *	11/2001	Arnette	D16/320
D477,011 S *	7/2003	Jamin	D16/325

* cited by examiner

Primary Examiner—Raphael Barkai

(74) *Attorney, Agent, or Firm*—Ronald R. Kilponen

(57) **CLAIM**

I claim the ornamental design for the sunglasses, as shown and described.

DESCRIPTION

FIG. 1 is a front view of the sunglasses with indicia showing the new design;

FIG. 2 is a back view thereof;

FIG. 3 is a top view thereof;

FIG. 4 is a bottom view thereof;

FIG. 5 is a bottom perspective view the sunglasses; and,

FIG. 6 is a top perspective view of the sunglasses.

1 Claim, 4 Drawing Sheets

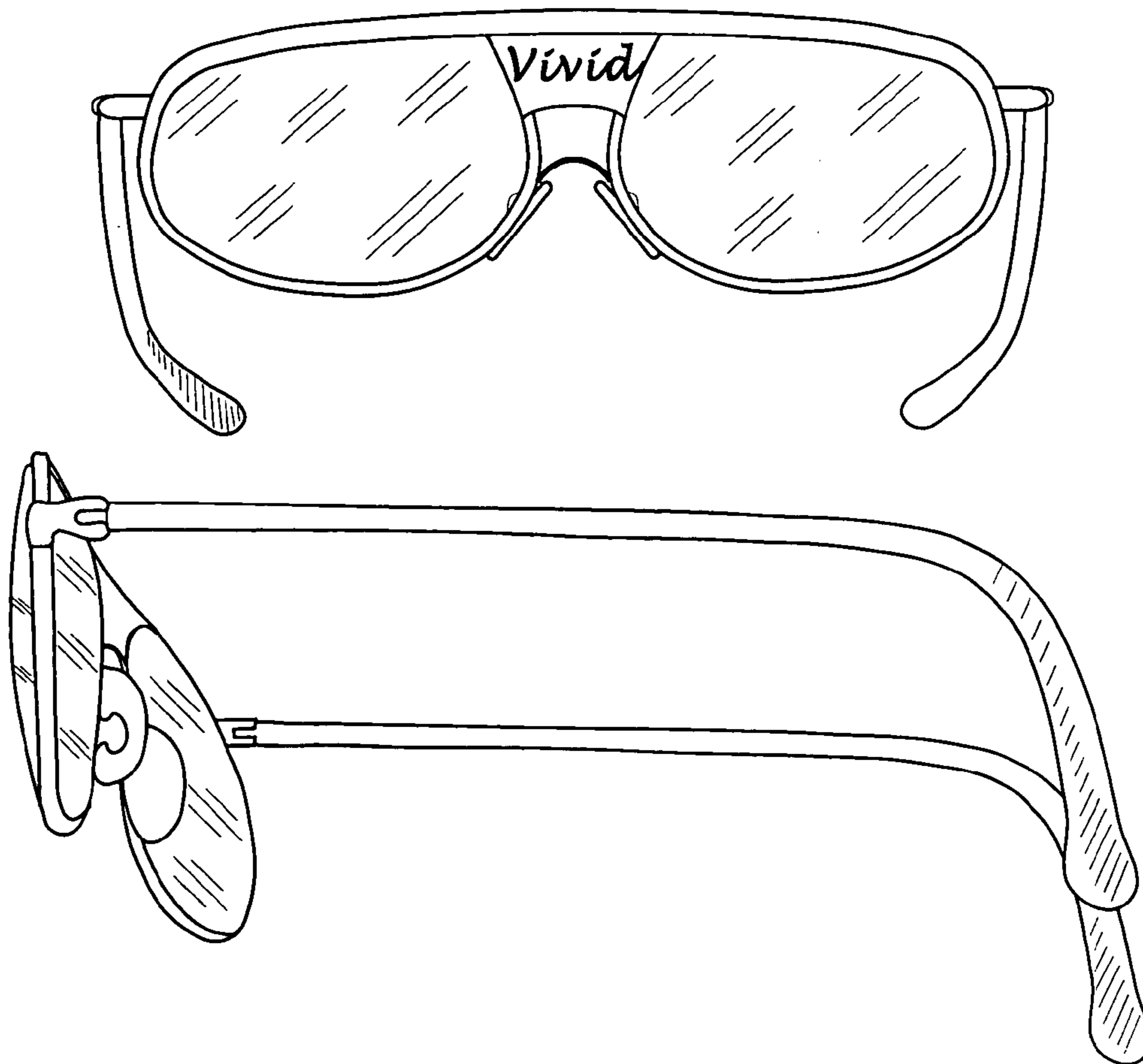


FIG. 1

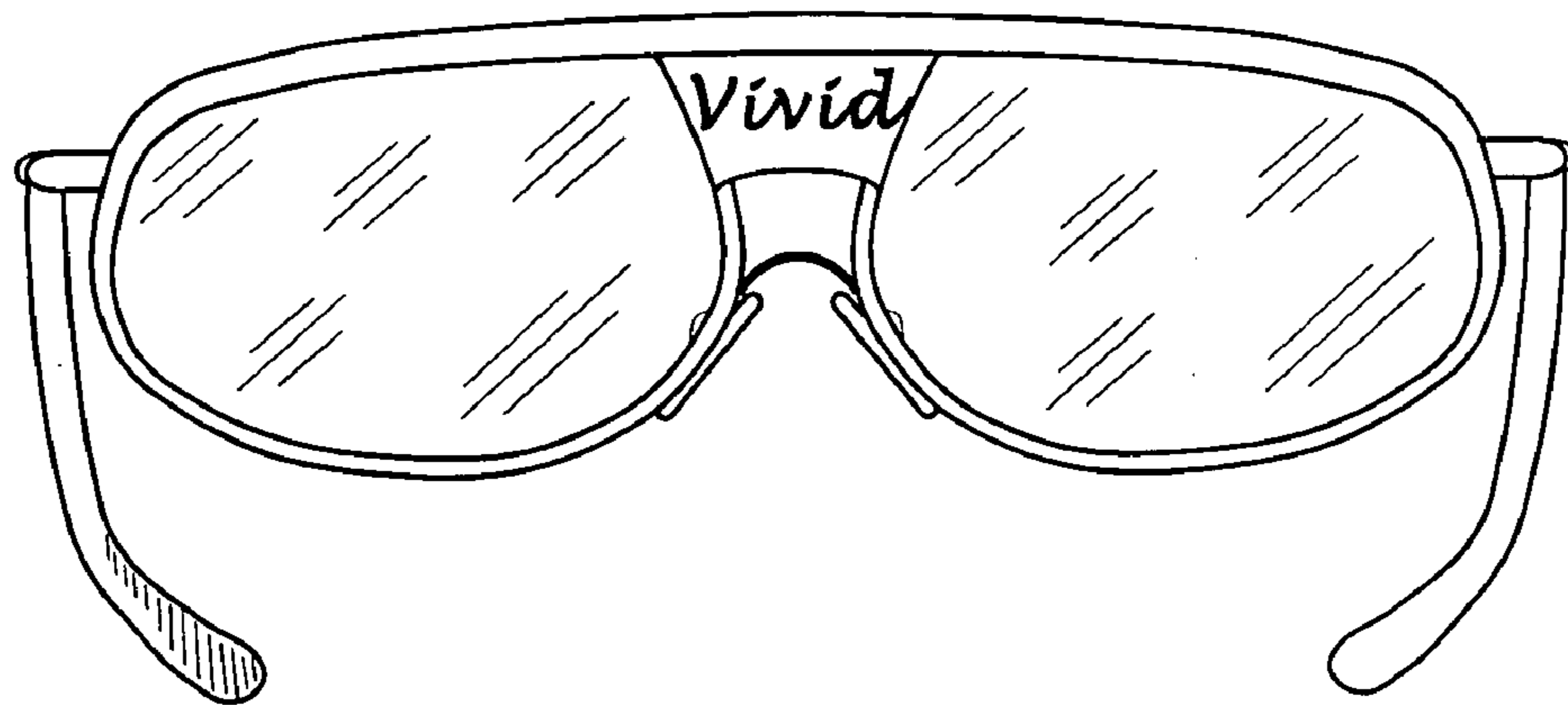


FIG. 2

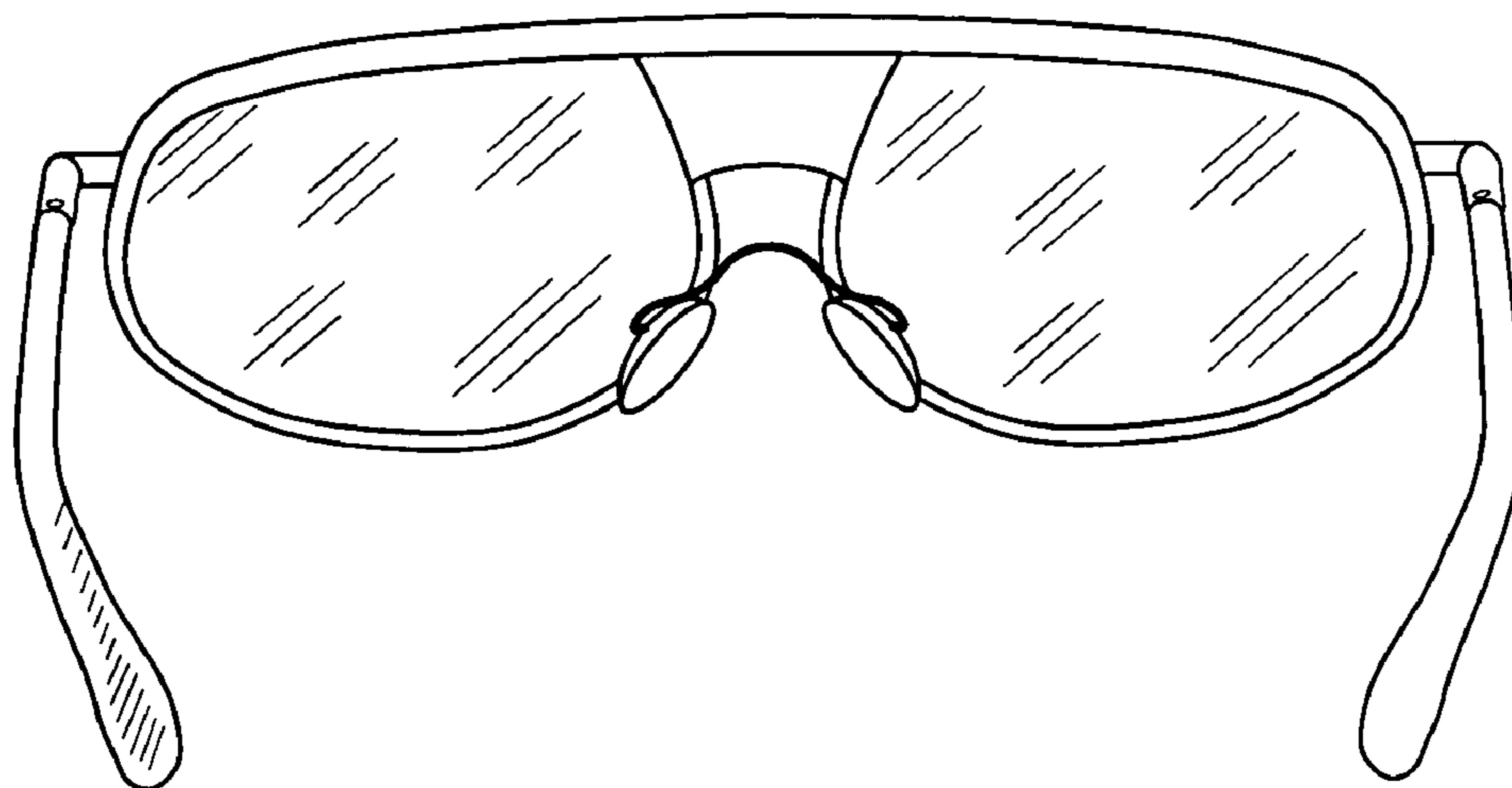


FIG. 3




FIG. 4




FIG. 5




FIG. 6

