



US00D557712S

(12) **United States Design Patent**
Ewringmann

(10) **Patent No.:** **US D557,712 S**

(45) **Date of Patent:** **** Dec. 18, 2007**

(54) **HOLDING BAR FOR A ROAD CONSTRUCTION MACHINE**

(75) Inventor: **Ulrich Ewringmann**,
Taufkirchen-Potzham (DE)

(73) Assignee: **Joseph Voegele AG**, Mannheim (DE)

(**) Term: **14 Years**

(21) Appl. No.: **29/269,036**

(22) Filed: **Nov. 16, 2006**

(51) **LOC (8) Cl.** **15-03**

(52) **U.S. Cl.** **D15/28**

(58) **Field of Classification Search** D15/17,
D15/28, 33; D8/380, 381; 280/175; 172/776;
780/311, 312

See application file for complete search history.

(56) **References Cited**

U.S. PATENT DOCUMENTS

D281,881 S *	12/1985	Swartzendruber et al. ...	D15/33
D284,668 S *	7/1986	Salley Gordon L. et al.	D15/33
D284,669 S *	7/1986	Clark et al.	D15/33
D284,767 S *	7/1986	Clark et al.	D15/33
D285,081 S *	8/1986	Wood	D15/33

* cited by examiner

Primary Examiner—Stella M. Reid
Assistant Examiner—Mark Goodwin
(74) *Attorney, Agent, or Firm*—Darby & Darby P.C.

(57) **CLAIM**

The ornamental design for a holding bar for a road construction machine, as shown and described.

DESCRIPTION

FIG. 1 is a perspective view of a holding bar for a road construction machine showing my new design;
FIG. 2 is a left elevation view thereof;
FIG. 3 is a front elevation view thereof
FIG. 4 is a right elevation view thereof;
FIG. 5 is a rear elevation view thereof;
FIG. 6 is a bottom plan view thereof; and,
FIG. 7 is a top plan view thereof.

Dashed lines showing apertures in the holding bar for a road construction machine are included for the purpose of illustrating means for fastening the holding bar to the road construction machine, and form no part of the claimed design.

1 Claim, 3 Drawing Sheets

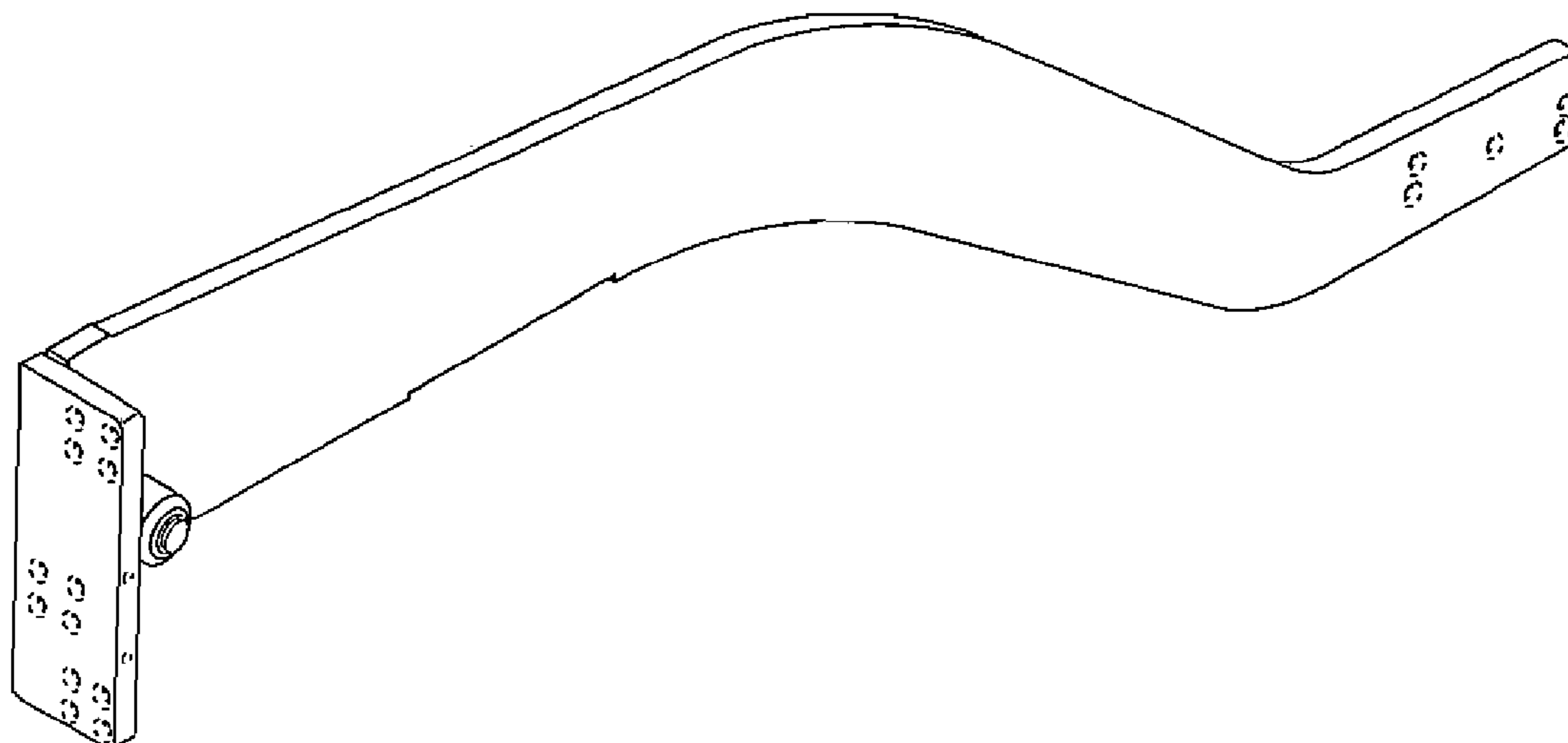


FIG. 1

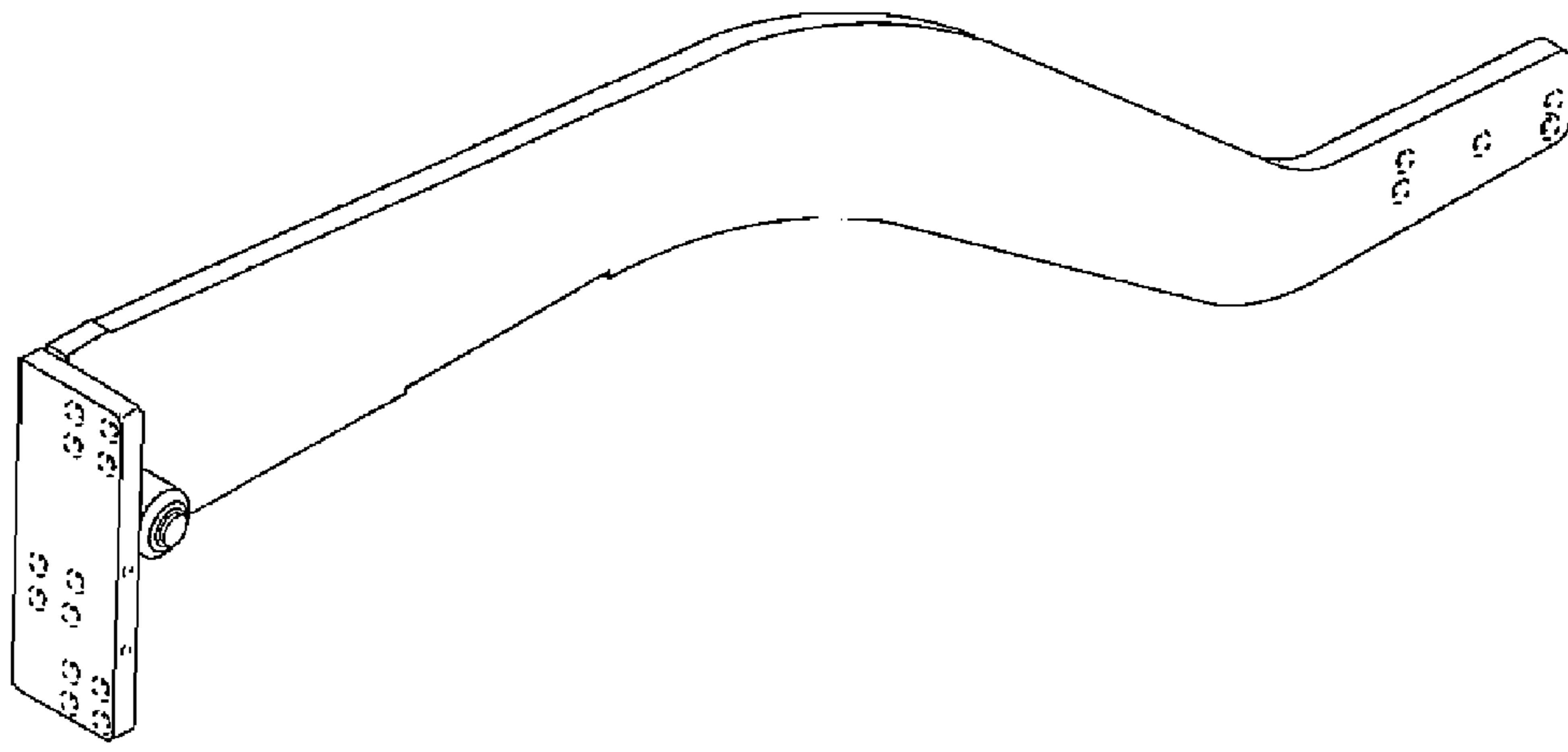


Fig. 2

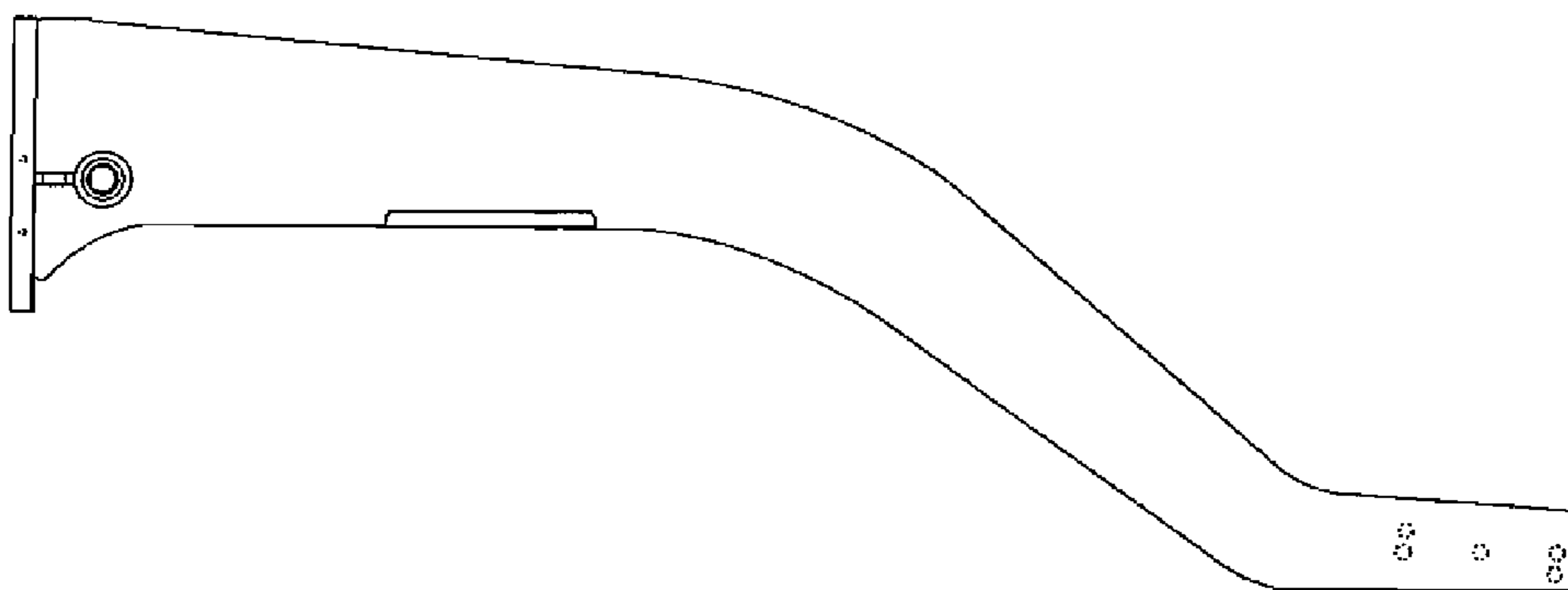


FIG. 3

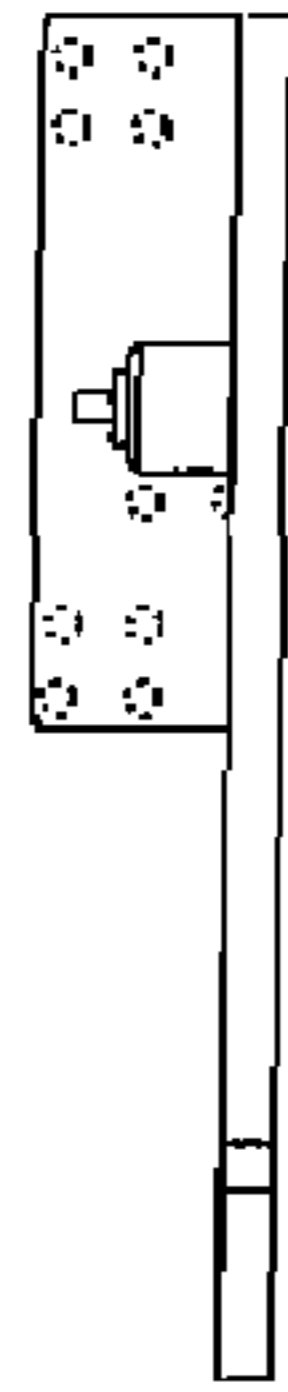


FIG. 5



Fig. 4

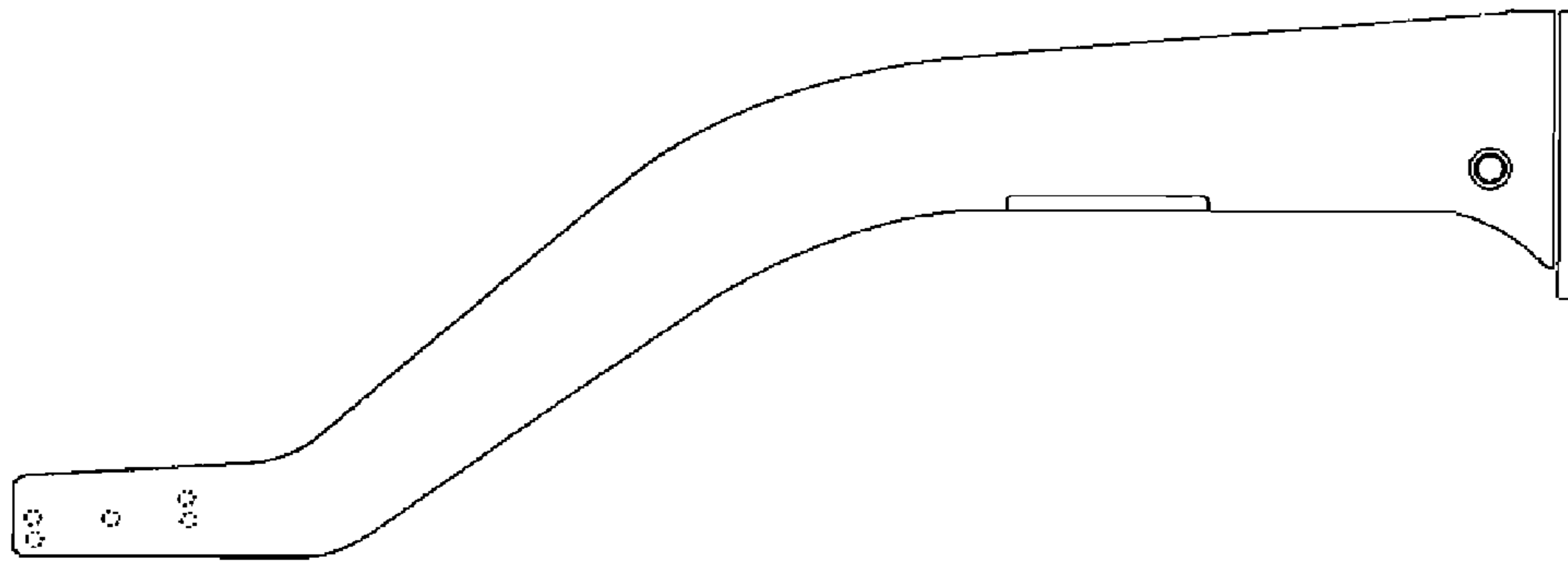


Fig. 6

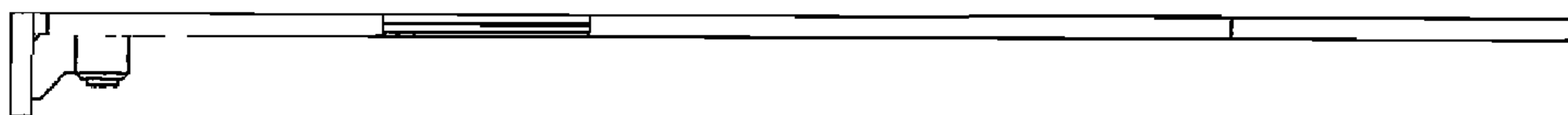


Fig. 7

