

US00D557700S

(12) **United States Design Patent** (10) **Patent No.:** **US D557,700 S**
Mars et al. (45) **Date of Patent:** **** Dec. 18, 2007**

(54) **TRANSITIONAL IMAGE FOR A PORTION OF A DISPLAY SCREEN**

D513,511 S * 1/2006 Decombe D14/486
2004/0108230 A1* 6/2004 Hsu 206/308.1
2005/0274635 A1* 12/2005 Hopper 206/308.1

(75) Inventors: **Reginald Mars**, New York, NY (US);
Evan Shapiro, Atlanta, GA (US);
Mitch J. Towbin, New York, NY (US)

OTHER PUBLICATIONS

Microsoft Word, Square with double border lines. 1983-1999. 3 pages attached.*

(73) Assignee: **Blue Maze, LLC**, New York, NY (US)

* cited by examiner

(**) Term: **14 Years**

Primary Examiner—M. H. Tung

(21) Appl. No.: **29/216,797**

(74) *Attorney, Agent, or Firm*—Anderson Kill & Olick, P.C.

(22) Filed: **Nov. 9, 2004**

(57) **CLAIM**

(51) **LOC (8) Cl.** **14-04**

We claim the ornamental design for an transitional image for a portion of a display screen, as shown and described.

(52) **U.S. Cl.** **D14/488**

(58) **Field of Classification Search** D14/485-95;
D18/24-33; D19/6; D20/11; D21/324-33;
715/700-866; D6/632; 206/308.1, 312
See application file for complete search history.

DESCRIPTION

FIG. 1 is a front view of the first image of a transitional image for a portion of a display screen;

(56) **References Cited**

U.S. PATENT DOCUMENTS

D379,896 S * 6/1997 Friedman D6/632
D393,394 S * 4/1998 Roth et al. D6/632
5,833,068 A * 11/1998 Fantone 206/459.1
D420,993 S * 2/2000 Decker D14/486
D430,445 S * 9/2000 Pozzoli D6/634
D431,955 S * 10/2000 Peterson et al. D6/632
D440,108 S * 4/2001 Derman D6/632
D492,535 S * 7/2004 Hiramatsu D6/632
D506,474 S * 6/2005 Gildred D14/486

FIG. 2 is a front view of the second image thereof; and,

FIG. 3 is a front view of a third image thereof.

The appearance of the transitional image sequentially transitions between the images shown in FIGS. 1-3. The process or period in which one image transitions to another forms no part of the claimed design. The broken line drawings of elements, indicia, and words within the claimed design, and the portion of a display screen in all views is for illustrative purpose only and forms no part of the claimed design.

1 Claim, 3 Drawing Sheets




FIG. 1




FIG. 2




FIG. 3

