



US00D557690S

(12) **United States Design Patent**  
**Lee**

(10) **Patent No.:** **US D557,690 S**  
(45) **Date of Patent:** **\*\* Dec. 18, 2007**

(54) **WIRELESS MICROPHONE**  
(75) Inventor: **Kyung Ho Lee**, Seoul (KR)  
(73) Assignee: **Enter Tech Co., Ltd.** (KR)  
(\*\*) Term: **14 Years**

D302,819 S \* 8/1989 Kubota ..... D14/228  
D338,011 S \* 8/1993 Carter et al. .... D14/218  
5,742,697 A \* 4/1998 Ching-Chung ..... 381/361  
D397,119 S \* 8/1998 Okon ..... D14/228  
6,061,457 A \* 5/2000 Stockhamer ..... 381/111  
6,424,724 B1 \* 7/2002 Ming-Cheng ..... 381/361  
D462,947 S \* 9/2002 Kung ..... D14/228  
D495,319 S \* 8/2004 Lee ..... D14/228

(21) Appl. No.: **29/263,962**  
(22) Filed: **Aug. 1, 2006**

\* cited by examiner

*Primary Examiner*—Paula A. Greene  
(74) *Attorney, Agent, or Firm*—The Farrell Law Firm, P.C.

(30) **Foreign Application Priority Data**  
Feb. 1, 2006 (KR) ..... 30-2006-0003764

(57) **CLAIM**

(51) **LOC (8) Cl.** ..... **14-01**  
(52) **U.S. Cl.** ..... **D14/228**  
(58) **Field of Classification Search** ..... D14/137,  
D14/218, 225, 226, 227, 228, 229; D17/10,  
D17/99; D21/513; 379/430, 431; 381/111,  
381/157, 158, 160, 168, 169, 354, 355, 357,  
381/359, 361; 446/416; 455/95, 128  
See application file for complete search history.

The ornamental design for a wireless microphone, as shown and described.

**DESCRIPTION**

(56) **References Cited**  
U.S. PATENT DOCUMENTS  
D282,063 S \* 1/1986 Watson ..... D14/228  
4,633,045 A \* 12/1986 Bartlett ..... 381/357  
4,694,499 A \* 9/1987 Bartlett ..... 381/357  
D295,759 S \* 5/1988 Kolich ..... D17/99

FIG. 1 is a perspective view of the wireless microphone showing my new design;  
FIG. 2 is a front view of FIG. 1;  
FIG. 3 is a rear view of FIG. 1;  
FIG. 4 is a left side view of FIG. 1;  
FIG. 5 is a right side view of FIG. 1;  
FIG. 6 is a top plan view of FIG. 1; and,  
FIG. 7 is a bottom view of FIG. 1.

**1 Claim, 6 Drawing Sheets**






FIG. 1





FIG. 2





FIG. 3






FIG. 4






FIG. 5






FIG. 6




FIG. 7

