



US00D557678S

(12) **United States Design Patent**
Bey et al.

(10) **Patent No.:** **US D557,678 S**

(45) **Date of Patent:** **** Dec. 18, 2007**

(54) **DIGITAL AUDIO RECORDING DEVICE**

(75) Inventors: **Fadhly Bey**, San Francisco, CA (US);
David Noppenberger, Baltimore, MD
(US); **Kelly Kodama**, Alamo, CA (US);
John Haggis, San Jose, CA (US); **Alan**
Czeszynski, Pleasanton, CA (US);
Arthur Cohen, Cupertino, CA (US);
Francis Lau, Fremont, CA (US)

(73) Assignee: **Aerielle Technologies, Inc.**, Mountain
View, CA (US)

(**) Term: **14 Years**

(21) Appl. No.: **29/246,866**

(22) Filed: **May 17, 2006**

(51) **LOC (8) Cl.** **14-01**

(52) **U.S. Cl.** **D14/167**

(58) **Field of Classification Search** D14/171,
D14/217, 198, 197, 196, 195, 194, 193, 188,
D14/168, 167, 162, 156, 136, 135, 368, 165,
D14/496; D13/168; D10/15; 455/350,
455/347, 344; 386/69, 18
See application file for complete search history.

(56) **References Cited**

U.S. PATENT DOCUMENTS

D311,920 S * 11/1990 Fuller et al. D14/257
D330,711 S * 11/1992 Tokiyama D14/257
D444,137 S * 6/2001 Miyazaki D14/167
D451,083 S * 11/2001 Ito et al. D14/188

D486,814 S * 2/2004 Nakamura D14/167
D505,927 S * 6/2005 Ma et al. D14/136
D517,539 S * 3/2006 Jones D14/258
D521,991 S * 5/2006 Storti et al. D14/257
D531,980 S * 11/2006 Takemasa D14/167
D535,306 S * 1/2007 Tokioka D14/496
D535,307 S * 1/2007 Yagi D14/496
D535,958 S * 1/2007 Yamamoto et al. D14/136
D540,288 S * 4/2007 Yoshihara et al. D14/136

* cited by examiner

Primary Examiner—Cathron C. Brooks

Assistant Examiner—Austin Murphy

(74) *Attorney, Agent, or Firm*—Stainbrook & Stainbrook,
LLP; Craig M. Stainbrook

(57) **CLAIM**

The ornamental design for a digital audio recording device,
as shown and described.

DESCRIPTION

FIG. 1 is an upper right front perspective view;

FIG. 2 is a front elevational view;

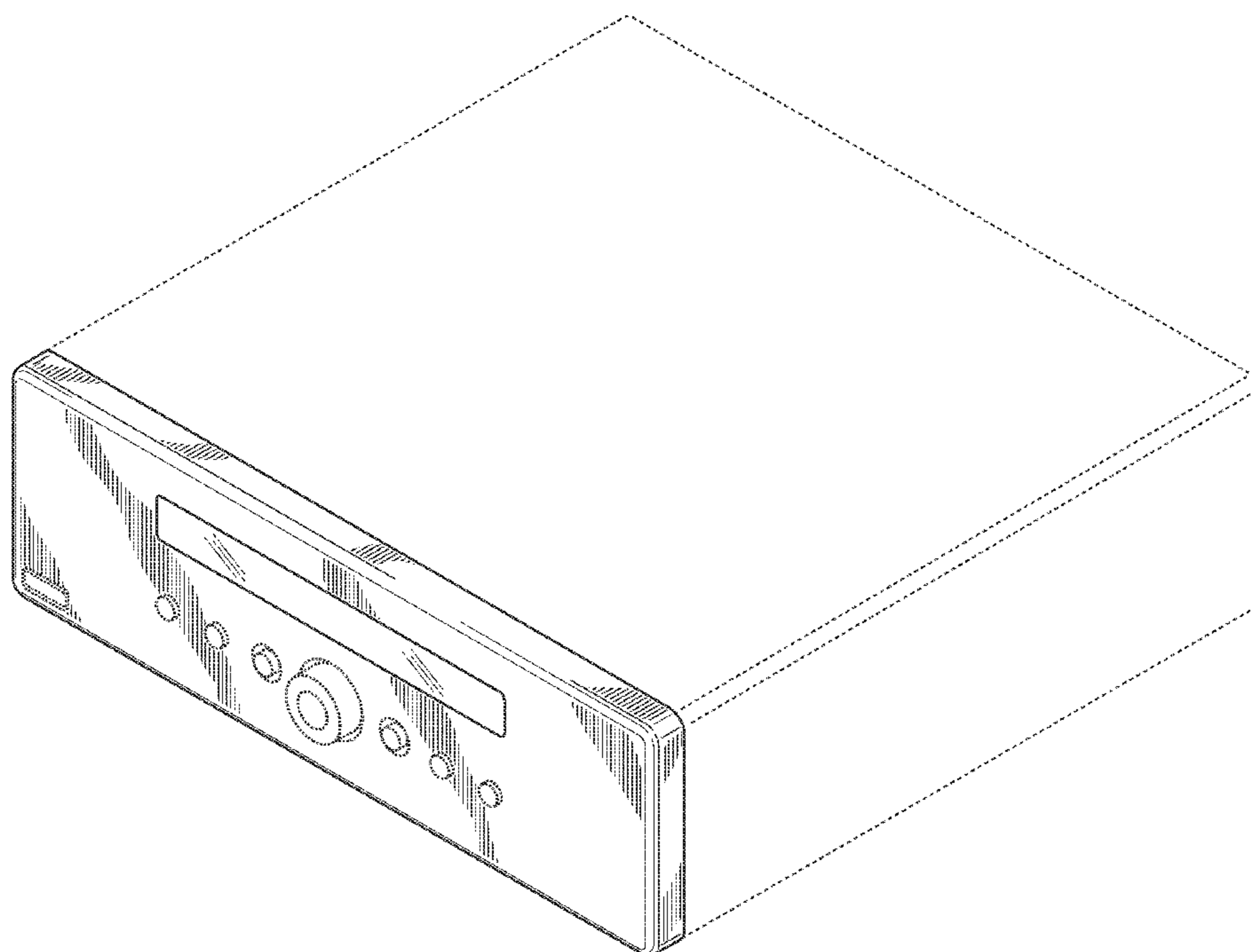
FIG. 3 is a top plan view;

FIG. 4 is a left side elevational view, right side is mirror
image thereof; and,

FIG. 5 is a rear elevational view.

The broken lines shown in the drawings form no part of the
claimed design.

1 Claim, 3 Drawing Sheets



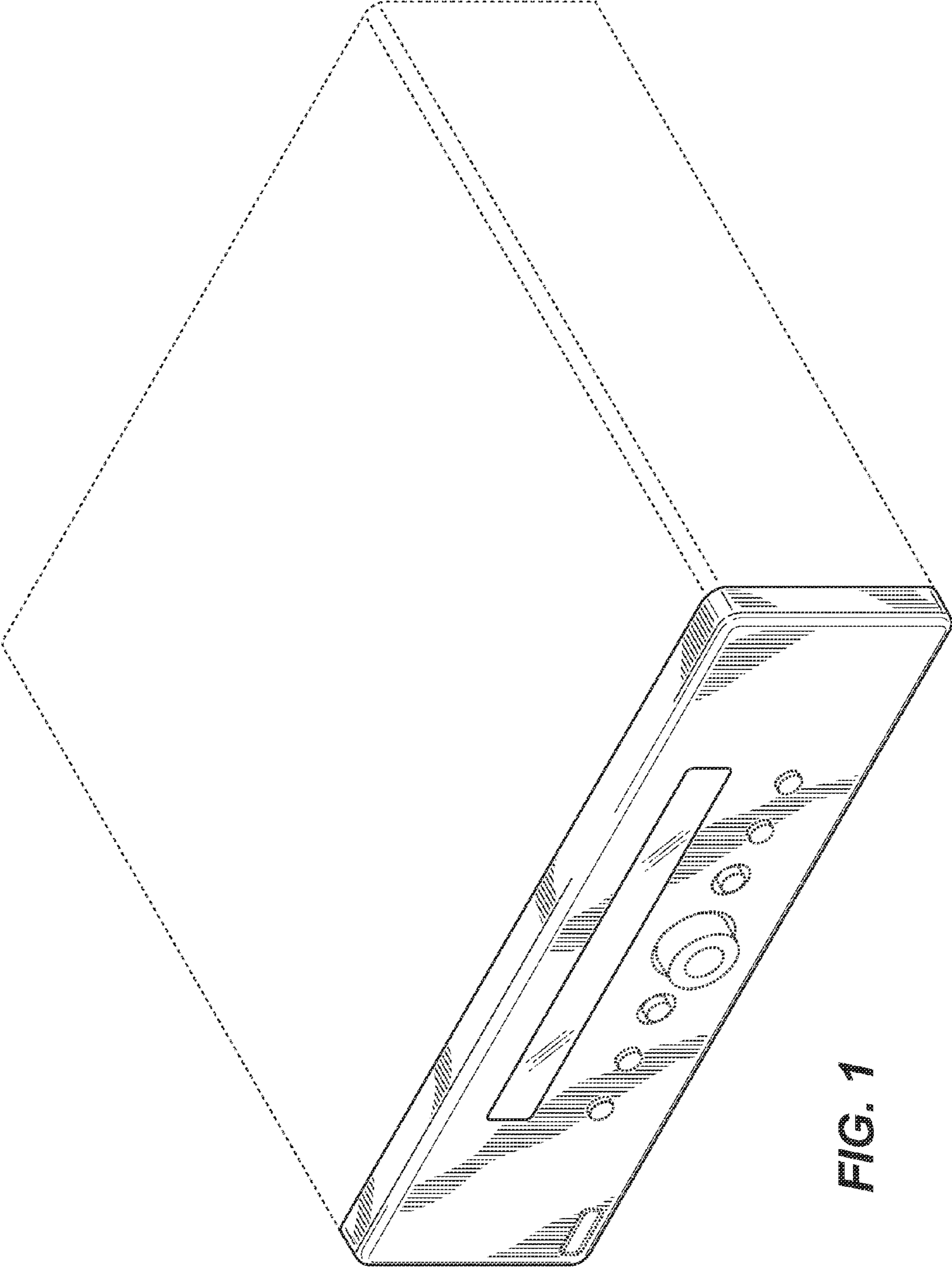


FIG. 1

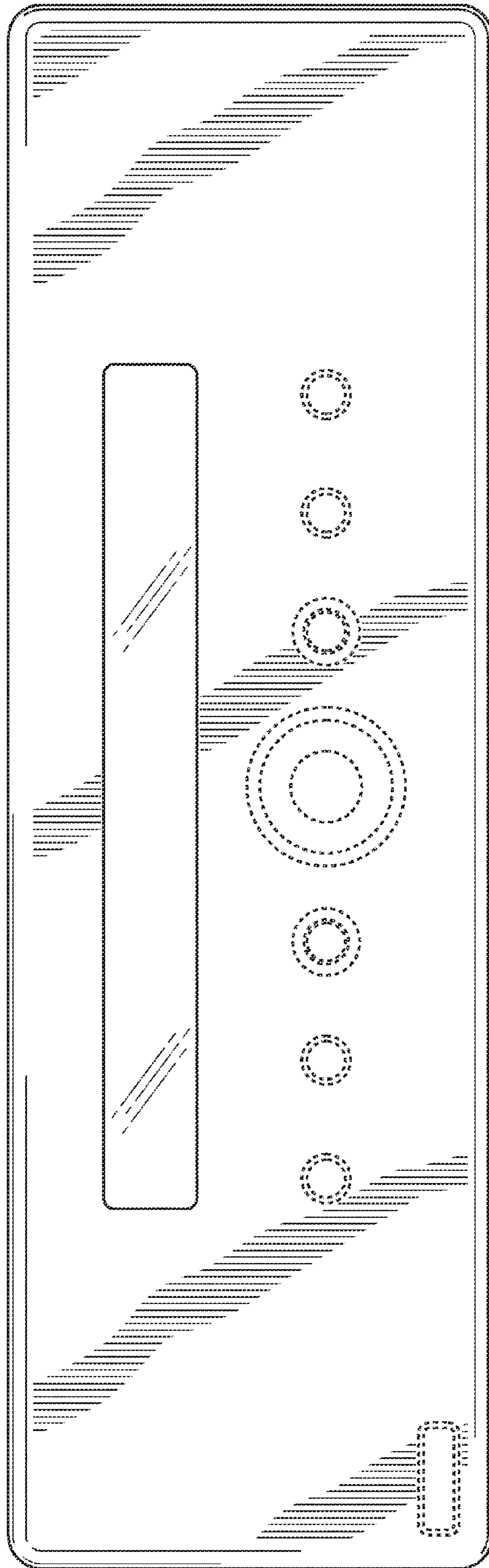


FIG. 2




FIG. 3

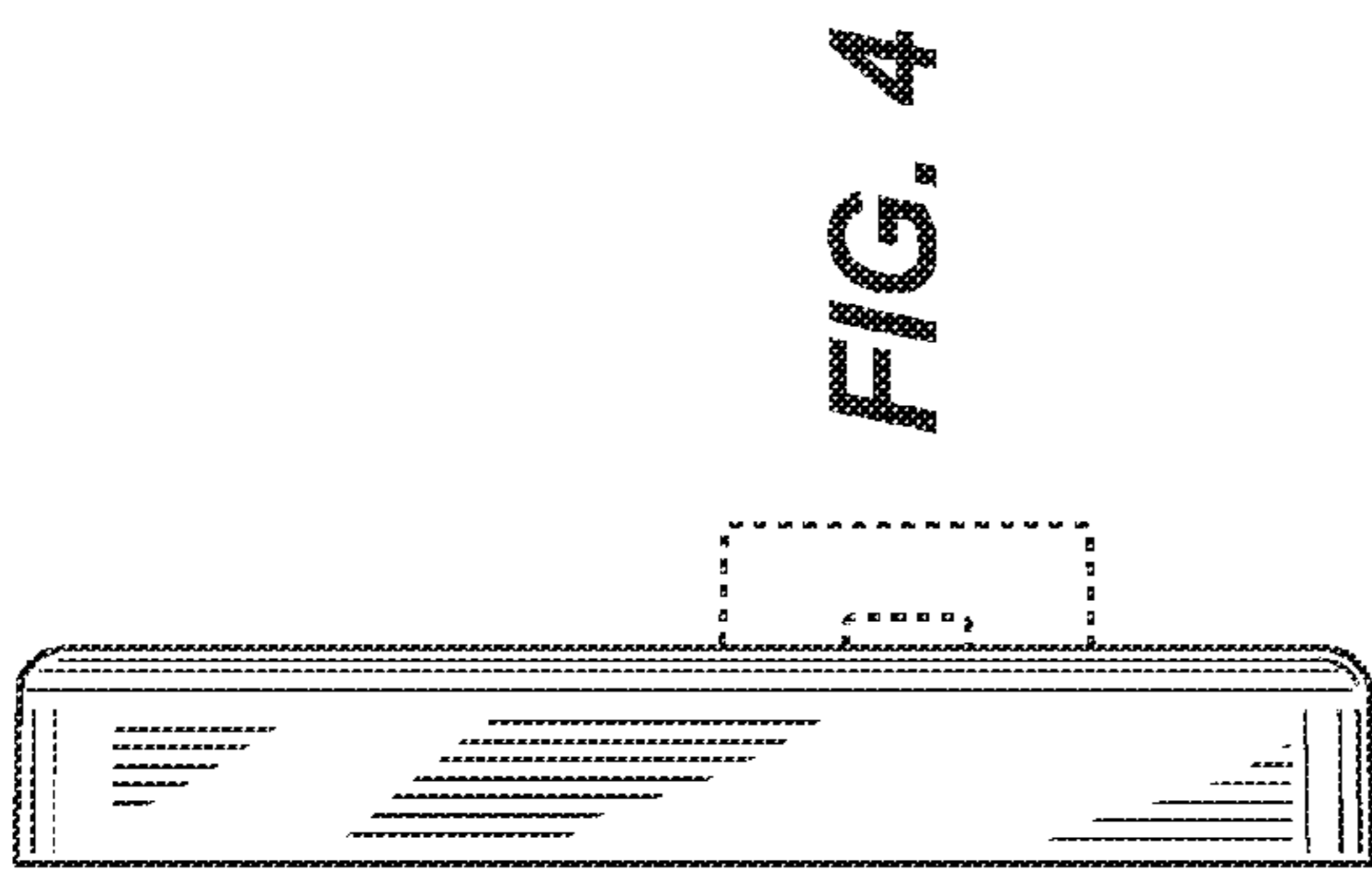


FIG. 4

FIG. 5

