



US00D557666S

(12) **United States Design Patent**  
**Schröter**

(10) **Patent No.:** **US D557,666 S**

(45) **Date of Patent:** **\*\* Dec. 18, 2007**

(54) **REMOTE CONTROL**

(75) Inventor: **Jörg Schröter**, Gröbenzell (DE)

(73) Assignee: **BSH Bosch und Siemens Hausgeraete GmbH**, Munich (DE)

(\*\*) Term: **14 Years**

(21) Appl. No.: **29/254,804**

(22) Filed: **Feb. 27, 2006**

(30) **Foreign Application Priority Data**

Aug. 29, 2005 (EM) ..... 000400304

(51) **LOC (8) Cl.** ..... **13-03**

(52) **U.S. Cl.** ..... **D13/168**

(58) **Field of Classification Search** ..... 345/156,  
345/168, 169; 348/734; 455/92, 95, 100,  
455/128, 151.1–151.4, 325–355; 463/39;  
700/17, 19, 20, 281; D13/168; D10/104,  
D10/106; D14/218, 247; 340/825.22, 825.24,  
340/825.25, 825.31, 825.36, 825.69, 825.71,  
340/825.72; 341/20, 22, 23, 34, 173, 174,  
341/176

See application file for complete search history.

(56) **References Cited**

**U.S. PATENT DOCUMENTS**

D313,398 S \* 1/1991 Gilchrist ..... D13/168  
D348,435 S \* 7/1994 Farinelli et al. .... D13/168

D373,317 S \* 9/1996 Feng et al. .... D10/104  
D451,891 S \* 12/2001 Noonan et al. .... D13/168  
2003/0018397 A1\* 1/2003 Chanu ..... 700/17

\* cited by examiner

*Primary Examiner*—Selina Sikder

(74) *Attorney, Agent, or Firm*—Russell W. Warnock; Craig J. Loest; James E. Howard

(57) **CLAIM**

The ornamental design for a remote control, as shown and described.

**DESCRIPTION**

FIG. 1 is a perspective view of a remote control showing my ornamental design; and

FIG. 2 is a top view of the remote control embodiment shown in FIG. 1; and

FIG. 3 is a bottom view of the remote control embodiment shown in FIG. 1; and

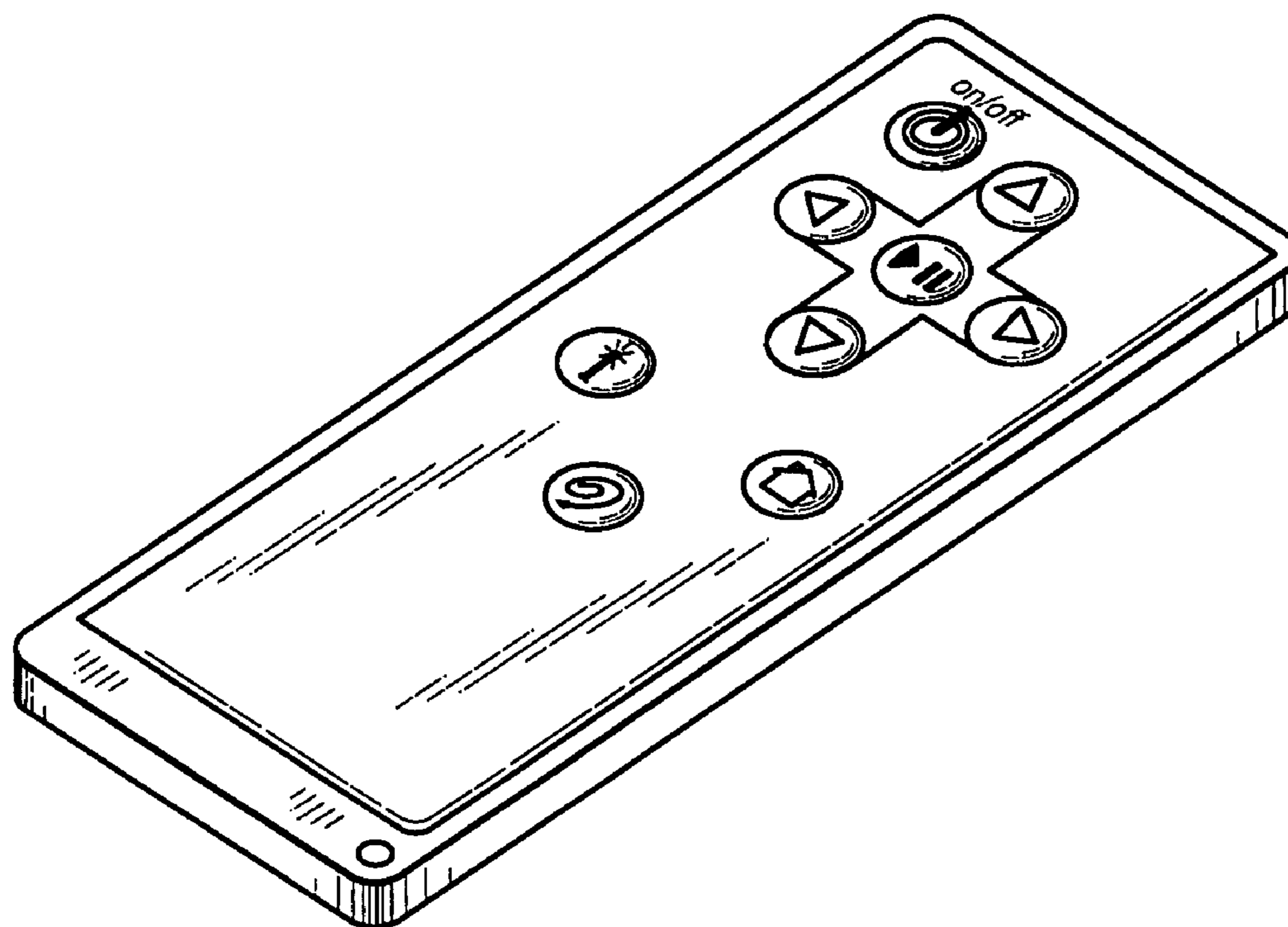
FIG. 4 is a right side view of the remote control embodiment shown in FIG. 1; and

FIG. 5 is a left side view of the remote control embodiment shown in FIG. 1; and

FIG. 6 is a top view of the remote control embodiment shown in FIG. 1; and,

FIG. 7 is a bottom view of the remote control embodiment shown in FIG. 1.

**1 Claim, 4 Drawing Sheets**



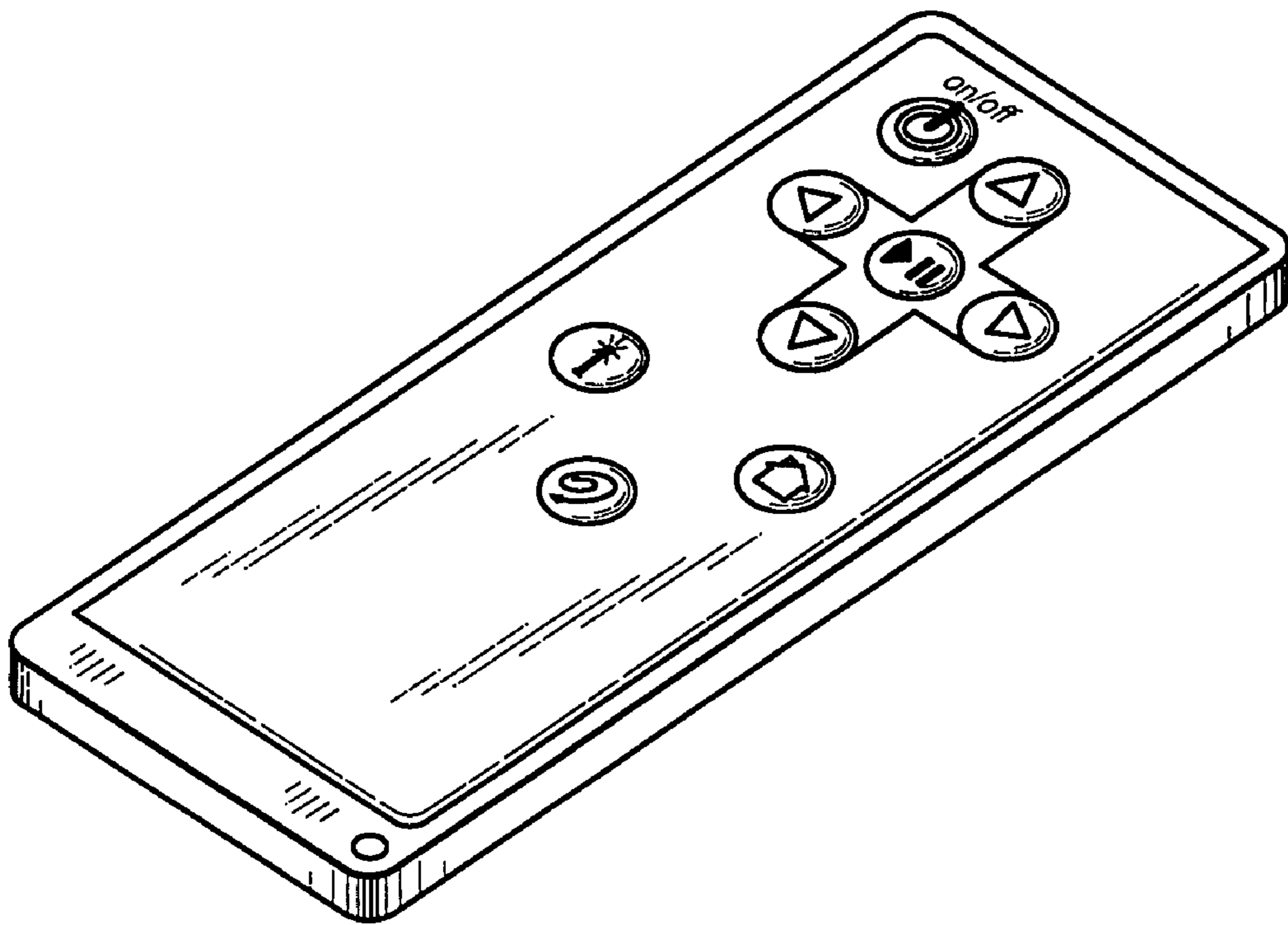


FIG. 1

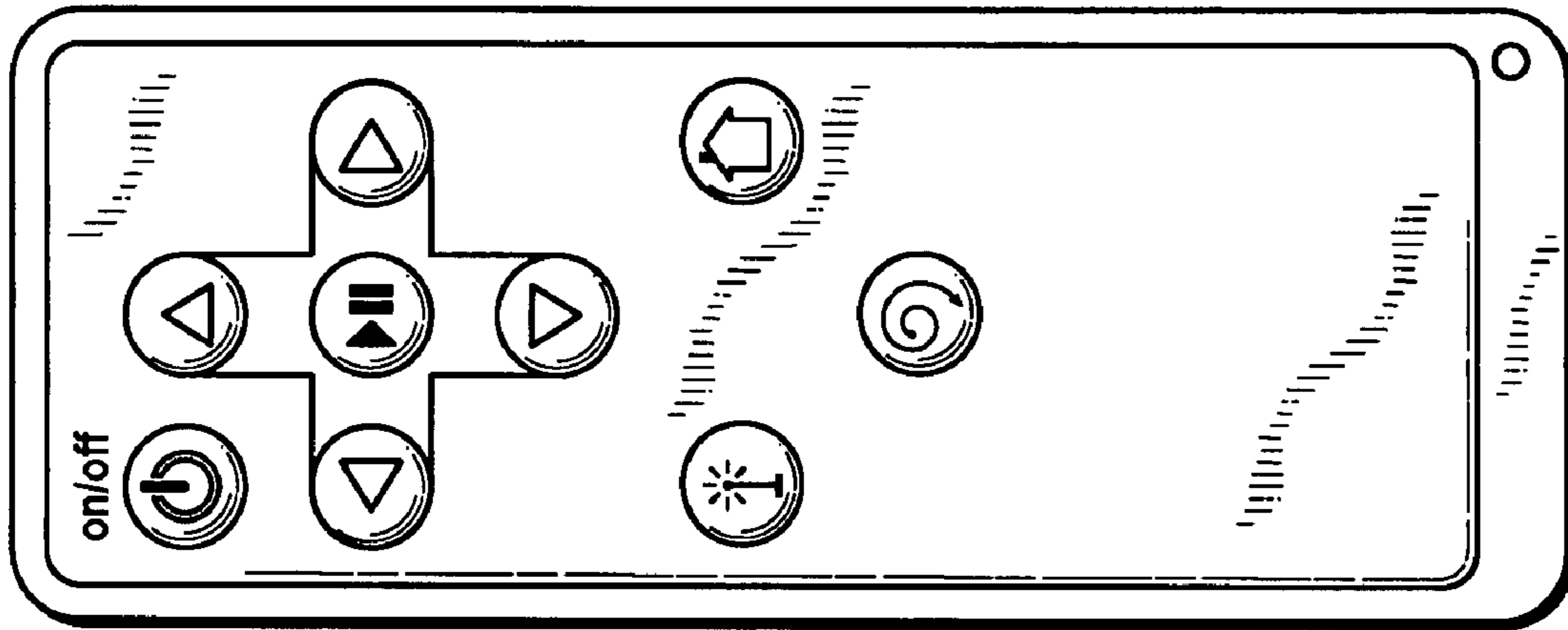


FIG. 2

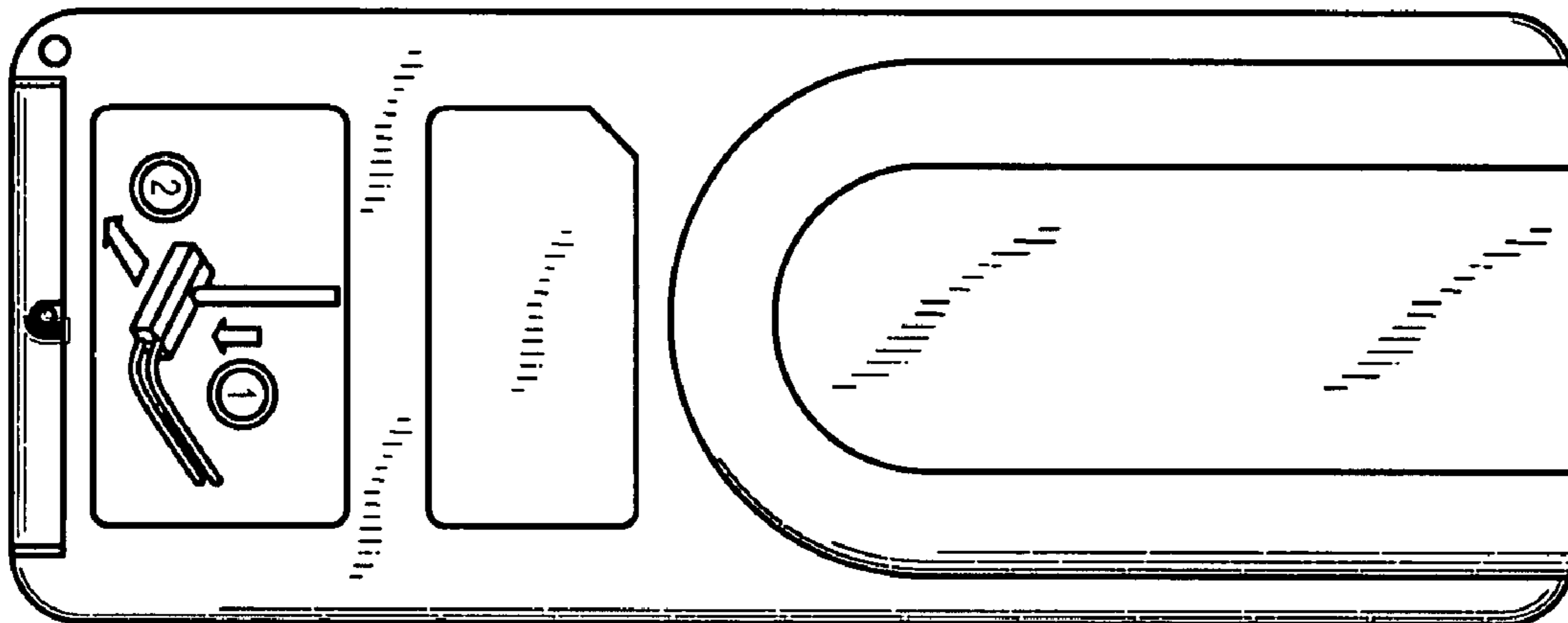


FIG. 3

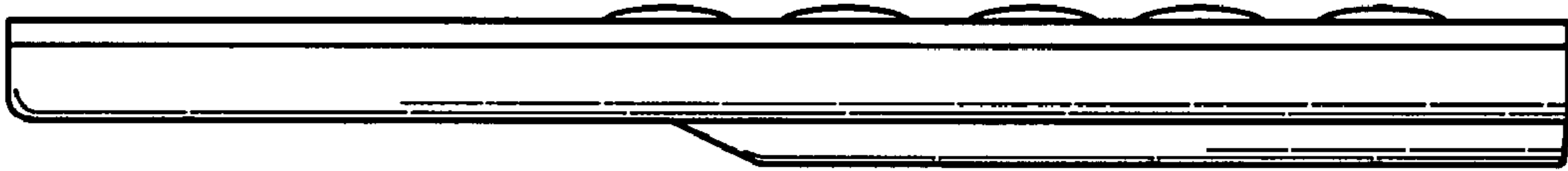


FIG. 4




FIG. 5

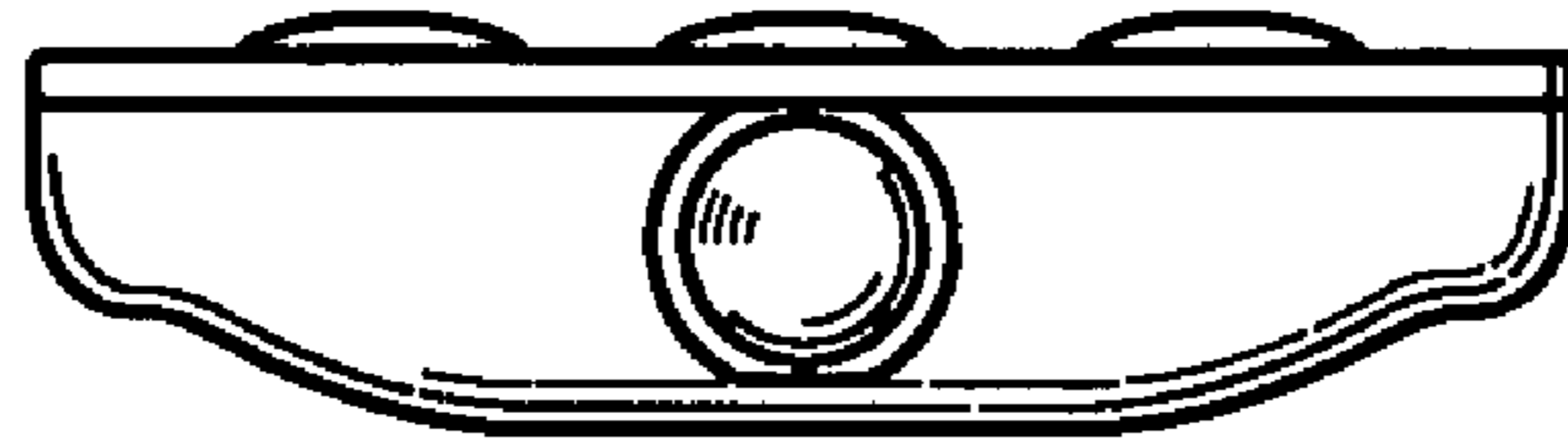


FIG. 6




FIG. 7