



US00D557646S

(12) **United States Design Patent**  
**Portelance**

(10) **Patent No.:** **US D557,646 S**

(45) **Date of Patent:** **\*\* Dec. 18, 2007**

(54) **VEHICLE DASHBOARD PANEL**

D546,744 S \* 7/2007 Fukumoto et al. .... D12/192

(75) Inventor: **Martin Portelance**, Sherbrooke (CA)

\* cited by examiner

(73) Assignee: **Bombardier Recreational Products Inc.**, Valcourt (CA)

*Primary Examiner*—Stacia Cadmus

(74) *Attorney, Agent, or Firm*—Osler, Hoskin & Harcourt LLP

(\*\*) Term: **14 Years**

(57) **CLAIM**

(21) Appl. No.: **29/281,725**

The ornamental design for vehicle dashboard panel, as shown and described.

(22) Filed: **Jun. 29, 2007**

(51) **LOC (8) Cl.** ..... **12-16**

(52) **U.S. Cl.** ..... **D12/192**

(58) **Field of Classification Search** ..... D12/192;  
180/90; 280/750-752; 296/190-191, 70;  
D10/46, 102, 98, 122-127; D15/17, 28  
See application file for complete search history.

**DESCRIPTION**

FIG. 1 is a front and right perspective view of vehicle dashboard panel showing my design;

FIG. 2 is a front elevational view thereof;

FIG. 3 is a top plan view thereof;

FIG. 4 is a bottom plan view thereof; and,

FIG. 5 is a right side elevational view thereof, the left side elevational view being a mirror image thereof.

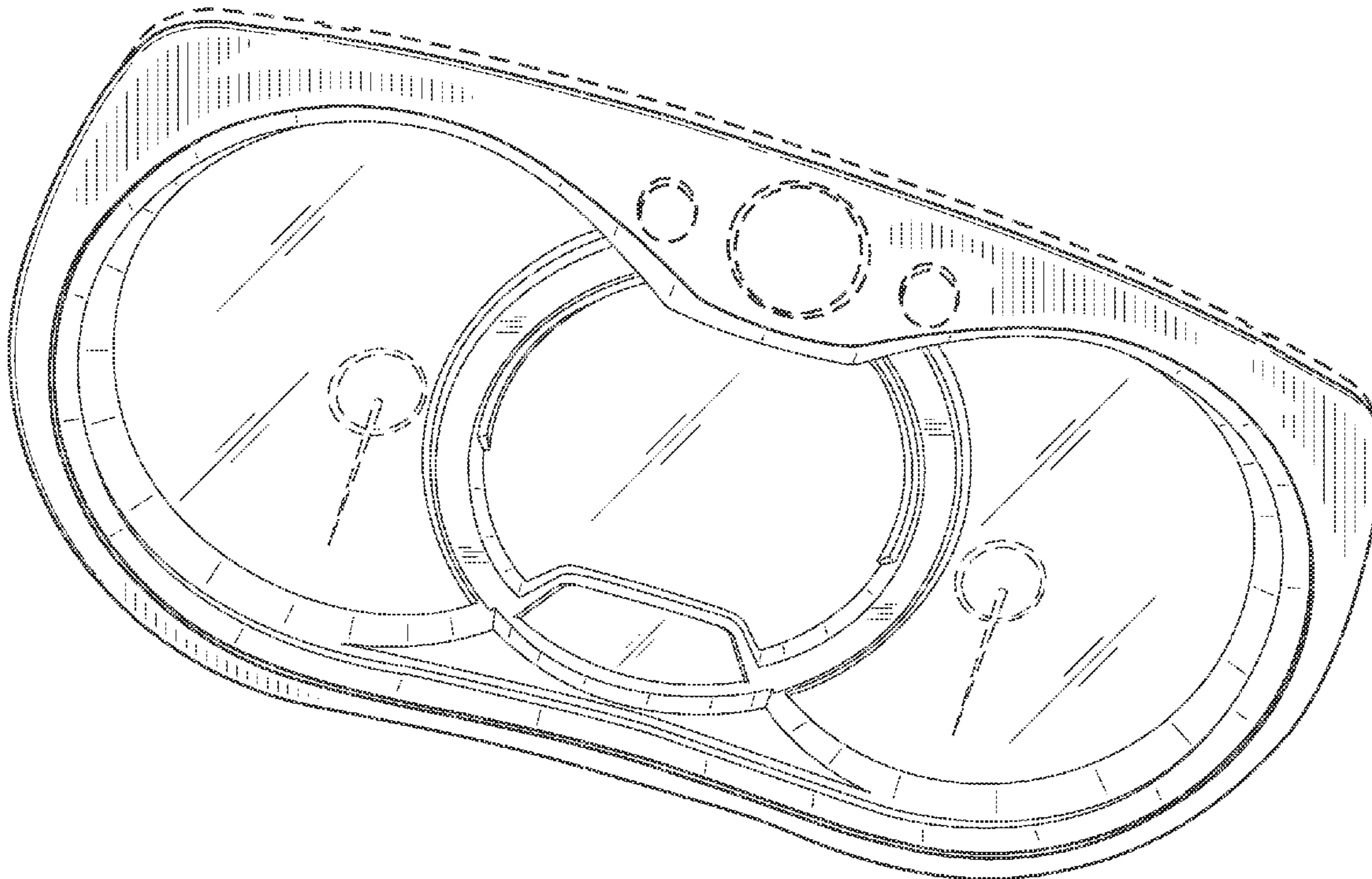
Portions of the article not shown in the drawings form no part of the claimed design. Throughout the Figures, broken lines showing structure are for illustrative purposes only and form no part of the claimed design.

(56) **References Cited**

**U.S. PATENT DOCUMENTS**

D436,565 S *	1/2001	Tsay et al. ....	D12/192
D504,370 S *	4/2005	Kraus .....	D12/192
D516,482 S *	3/2006	Pfeiffer et al. ....	D12/192
D529,847 S *	10/2006	Montijo et al. ....	D12/192
D542,721 S *	5/2007	Kraus .....	D12/192
D543,139 S *	5/2007	Kraus .....	D12/192

**1 Claim, 4 Drawing Sheets**



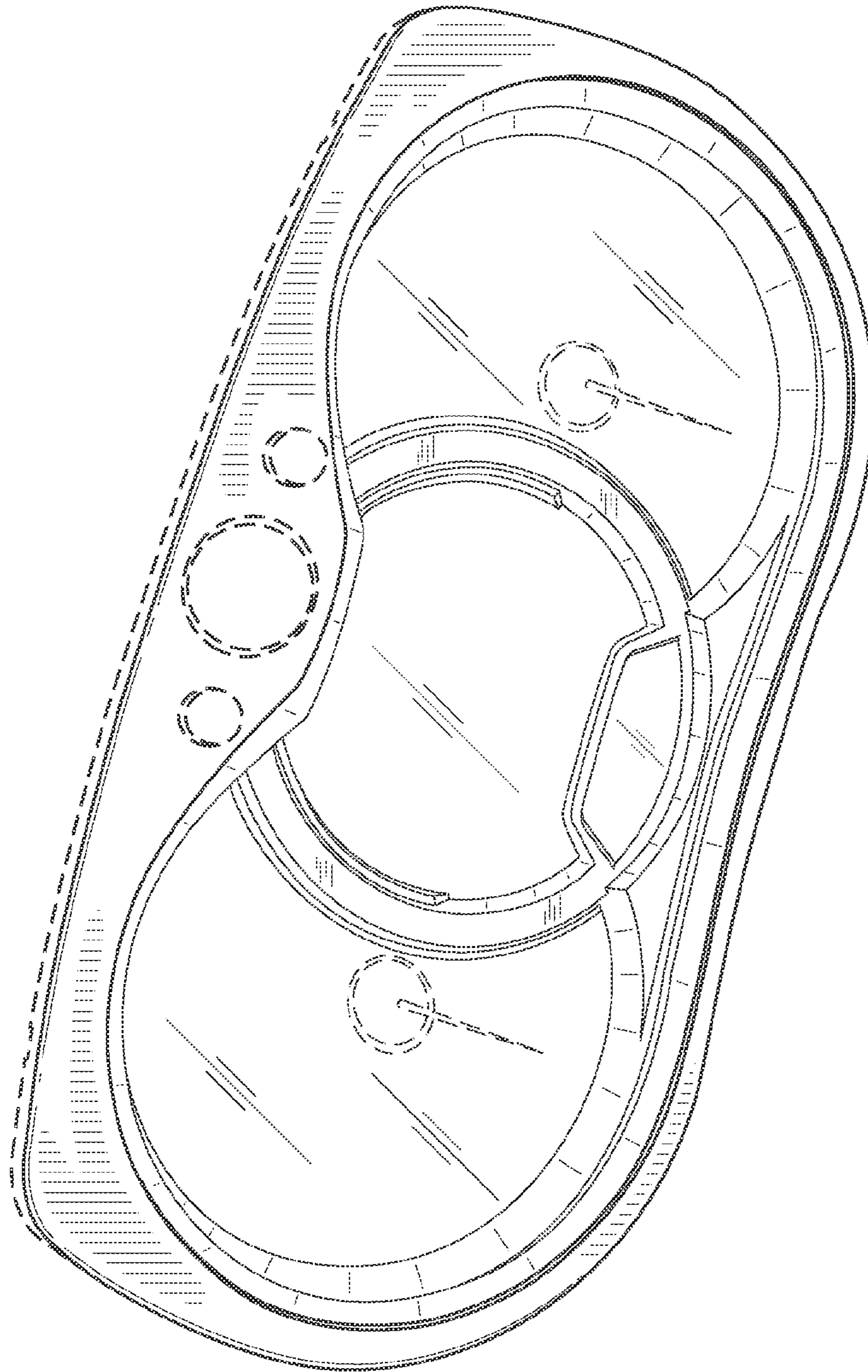


FIG. 1

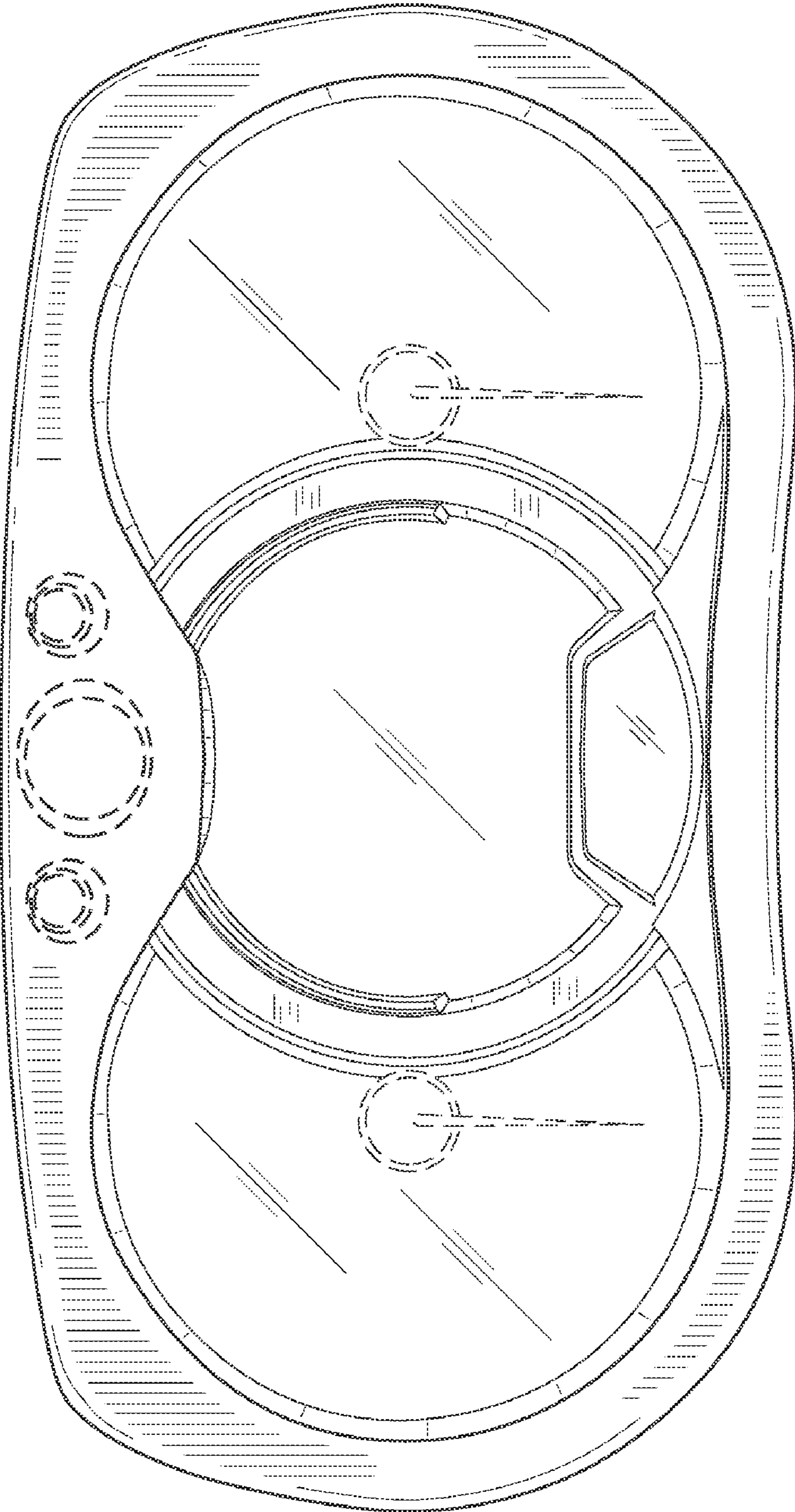

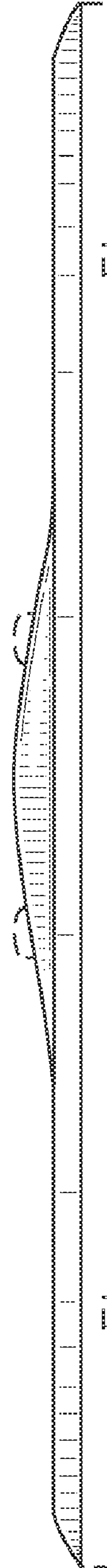


FIG. 2





**FIG. 3**



**FIG. 4**




FIG. 5

UNITED STATES PATENT AND TRADEMARK OFFICE  
**CERTIFICATE OF CORRECTION**

PATENT NO. : Des. 557,646 S  
APPLICATION NO. : 29/281725  
DATED : December 18, 2007  
INVENTOR(S) : Martin Portelance

Page 1 of 6

It is certified that error appears in the above-identified patent and that said Letters Patent is hereby corrected as shown below:

The Title page consisting of the illustrative fig. 1 is deleted and replaced with the attached title page consisting of illustrative fig. 1.

The drawing sheets 1-4 consisting of fig(s) 1-5 should be deleted and substitute therefore the attached drawing sheets 1-4 consisting of fig(s) 1-5.

Signed and Sealed this

Tenth Day of March, 2009



JOHN DOLL

*Acting Director of the United States Patent and Trademark Office*

(12) **United States Design Patent** (10) Patent No.: **US D557,646 S**  
**Portelance** (45) Date of Patent: **\*\* Dec. 18, 2007**

(54) **VEHICLE DASHBOARD PANEL.**

D546,744 S \* 7/2007 Takumoto et al. .... D12/192

(75) Inventor: **Martin Portelance, Sherbrooke (CA)**

\* cited by examiner

(73) Assignee: **Bombardier Recreational Products Inc., Valcourt (CA)**

Primary Examiner—**Stacia Cadmus**  
 (74) Attorney, Agent, or Firm—**Oalet, Hoskin & Harcourt LLP**

(\*\*\*) Term: **14 Years**

(57) **CLAIM**

(21) Appl. No.: **29/201,725**

The ornamental design for vehicle dashboard panel, as shown and described.

(22) Filed: **Jun. 29, 2007**

(51) LOC (8) Cl. .... **1L-16**

(52) U.S. Cl. .... **D12/192**

(58) Field of Classification Search .... **D12/192;**  
**180/90; 280/750-752; 296/190-191, 73;**  
**D10/46, 102, 98, 122-127; D15/17, 28**  
 See application file for complete search history.

**DESCRIPTION**

FIG. 1 is a front and right perspective view of vehicle dashboard panel showing my design;

FIG. 2 is a front elevational view thereof;

FIG. 3 is a top plan view thereof;

FIG. 4 is a bottom plan view thereof; and,

FIG. 5 is a right side elevational view thereof, the left side elevational view being a mirror image thereof.

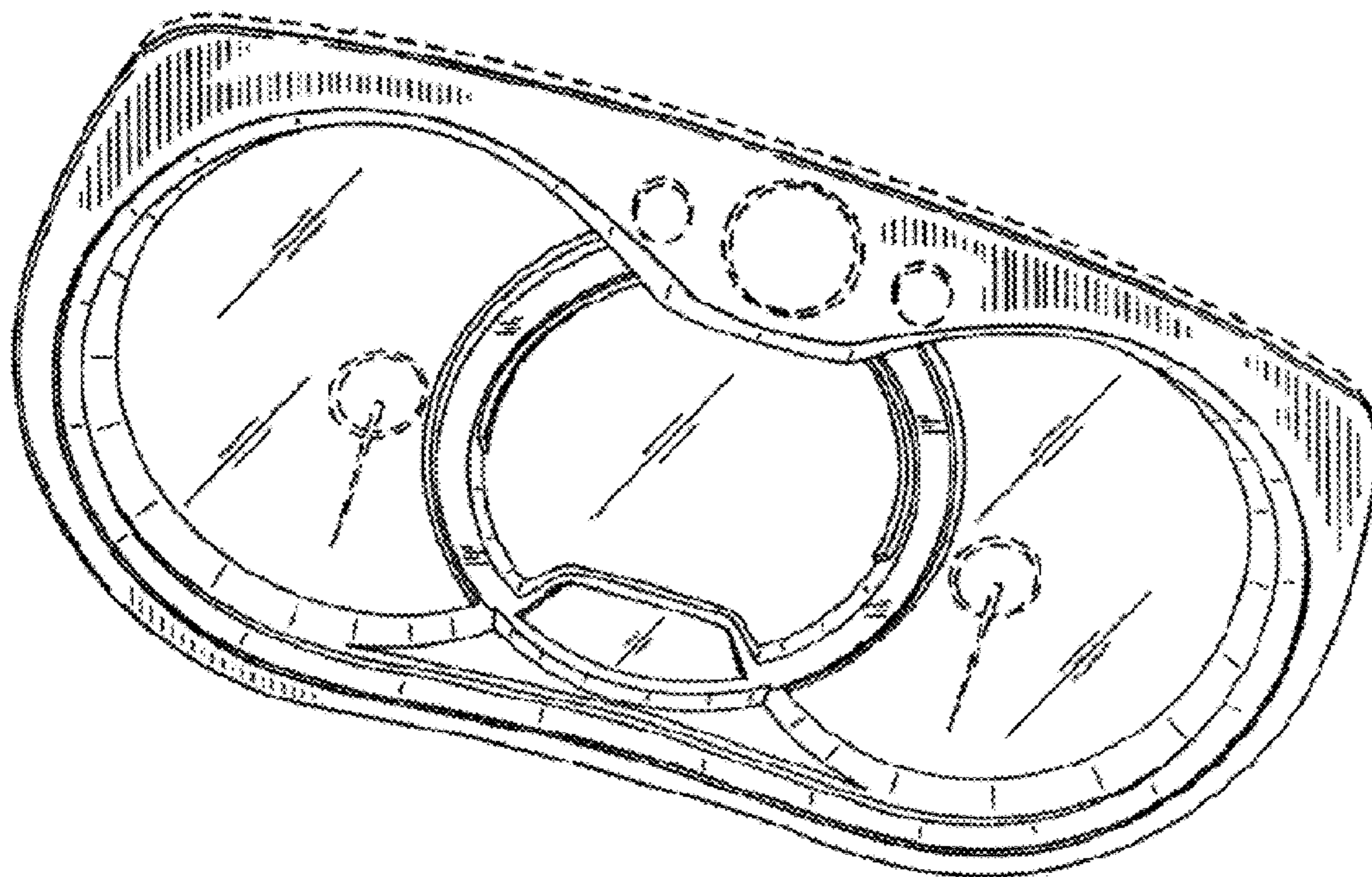
Portions of the article not shown in the drawings form no part of the claimed design. Throughout the Figures, broken lines showing structure are for illustrative purposes only and form no part of the claimed design.

(56) **References Cited**

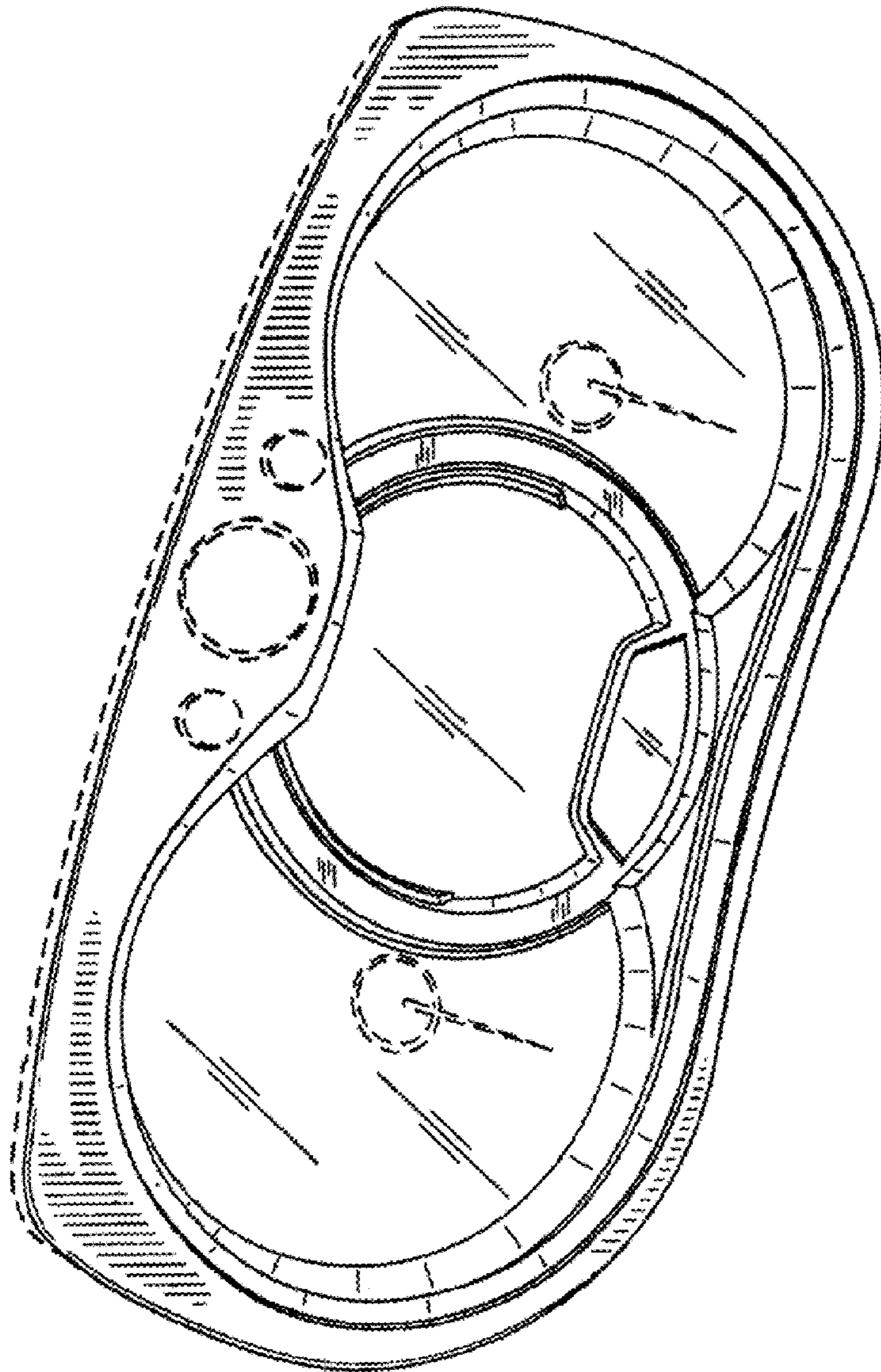
**U.S. PATENT DOCUMENTS**

D436,565 S *	1/2001	Issy et al. ....	D12/192
D504,379 S *	4/2005	Kraus .....	D12/192
D516,482 S *	3/2006	Pfeiffer et al. ....	D12/192
D529,847 S *	10/2006	Montijo et al. ....	D12/192
D542,721 S *	5/2007	Kraus .....	D12/192
D543,139 S *	5/2007	Kraus .....	D12/192

**1 Claim, 4 Drawing Sheets**







**FIG. 1**



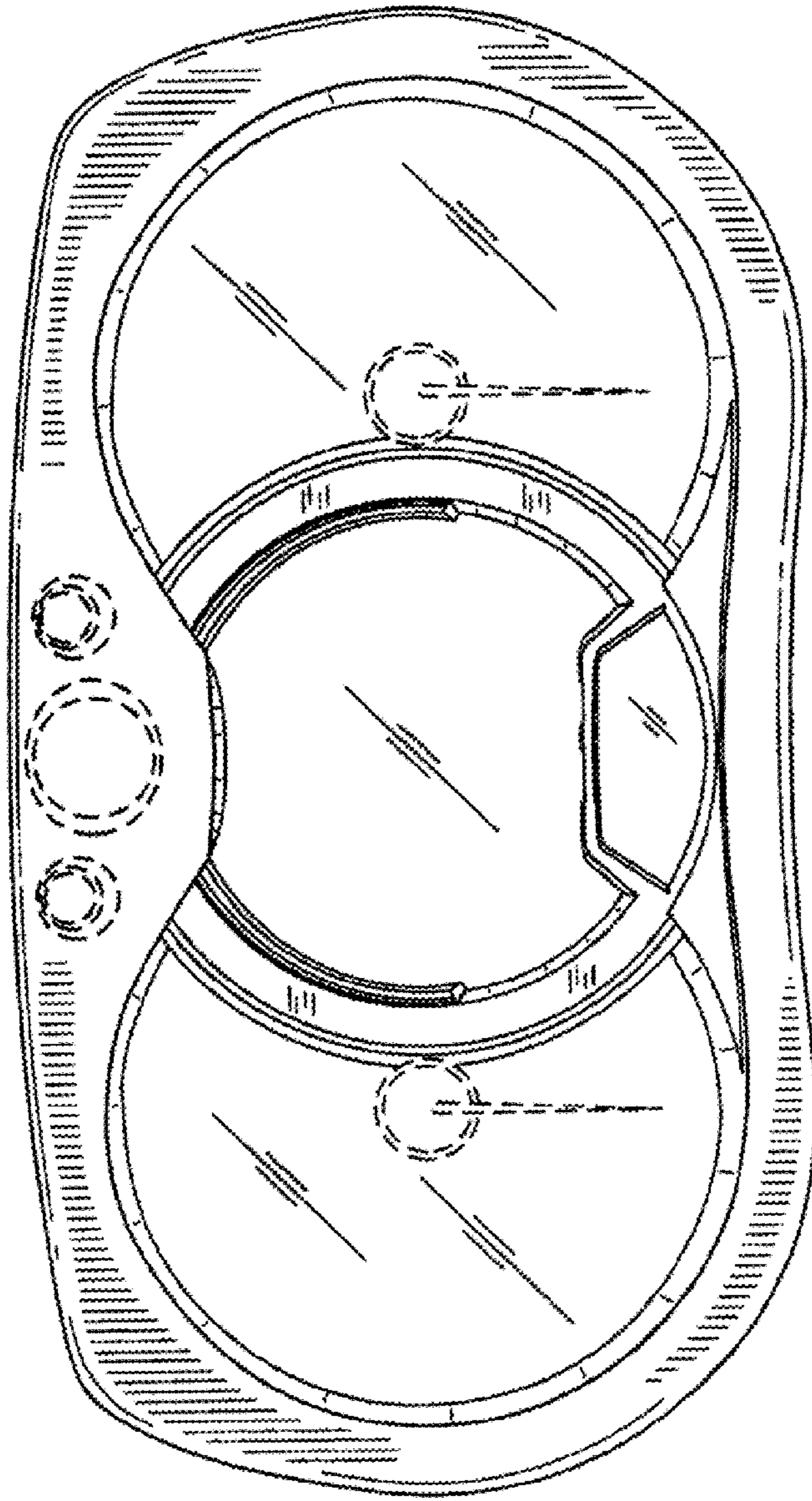




FIG. 2



**FIG. 3**




**FIG. 4**

**U.S. Patent**

**Dec. 18, 2007**

**Sheet 4 of 4**

**D557,646 S**



**FIG. 5**