



US00D557645S

(12) **United States Design Patent**
Akagawa et al.

(10) **Patent No.:** **US D557,645 S**

(45) **Date of Patent:** **** Dec. 18, 2007**

(54) **OPERATION DISPLAY PANEL FOR AN INDUSTRIAL VEHICLE**

(75) Inventors: **Koichi Akagawa**, Kariya (JP);
Kazuyoshi Kontani, Kariya (JP);
Naoto Kato, Kariya (JP)

(73) Assignee: **Kabushiki Kaisha Toyota Jidoshokki**,
Kariya-shi (JP)

(**) Term: **14 Years**

(21) Appl. No.: **29/272,897**

(22) Filed: **Feb. 20, 2007**

(30) **Foreign Application Priority Data**

Aug. 21, 2006 (JP) 2006-022083

(51) **LOC (8) Cl.** **12-06**

(52) **U.S. Cl.** **D12/192**

(58) **Field of Classification Search** D12/190-192,
D12/195, 415; 180/190; D10/46, 122-127,
D10/49-51; D15/17, 28; 296/37.8, 190.01,
296/70, 191; D14/258, 168, 257, 157
See application file for complete search history.

(56) **References Cited**

U.S. PATENT DOCUMENTS

D251,727 S * 5/1979 Erlacher et al. D12/192
D259,038 S * 4/1981 Smith D12/195
D427,591 S * 7/2000 Burghoff et al. D14/258

D437,575 S * 2/2001 Tamashima et al. D12/192
D440,927 S * 4/2001 Pfeiffer D12/192
D494,909 S * 8/2004 Pfeiffer D12/192
D503,367 S * 3/2005 Pfeiffer D12/192
D514,490 S * 2/2006 Pfeiffer et al. D12/192
D514,995 S * 2/2006 Acton et al. D12/192
D525,409 S * 7/2006 Cantrill et al. D34/35

* cited by examiner

Primary Examiner—Caron D. Veynar

Assistant Examiner—Abraham Bahta

(74) *Attorney, Agent, or Firm*—Morgan & Finnegan, L.L.P.

(57) **CLAIM**

The ornamental design for an operation display panel for an industrial vehicle, as shown and described.

DESCRIPTION

FIG. 1 is a front perspective view of an operation display panel for an industrial vehicle showing our new design;

FIG. 2 is a front view thereof;

FIG. 3 is a rear view thereof;

FIG. 4 is a top plan view thereof;

FIG. 5 is a bottom plan view thereof; and,

FIG. 6 is a right side view thereof, the left side view being a mirror image of FIG. 6.

The broken lines are shown for illustrative purposes only and form no part of the claimed design.

1 Claim, 6 Drawing Sheets

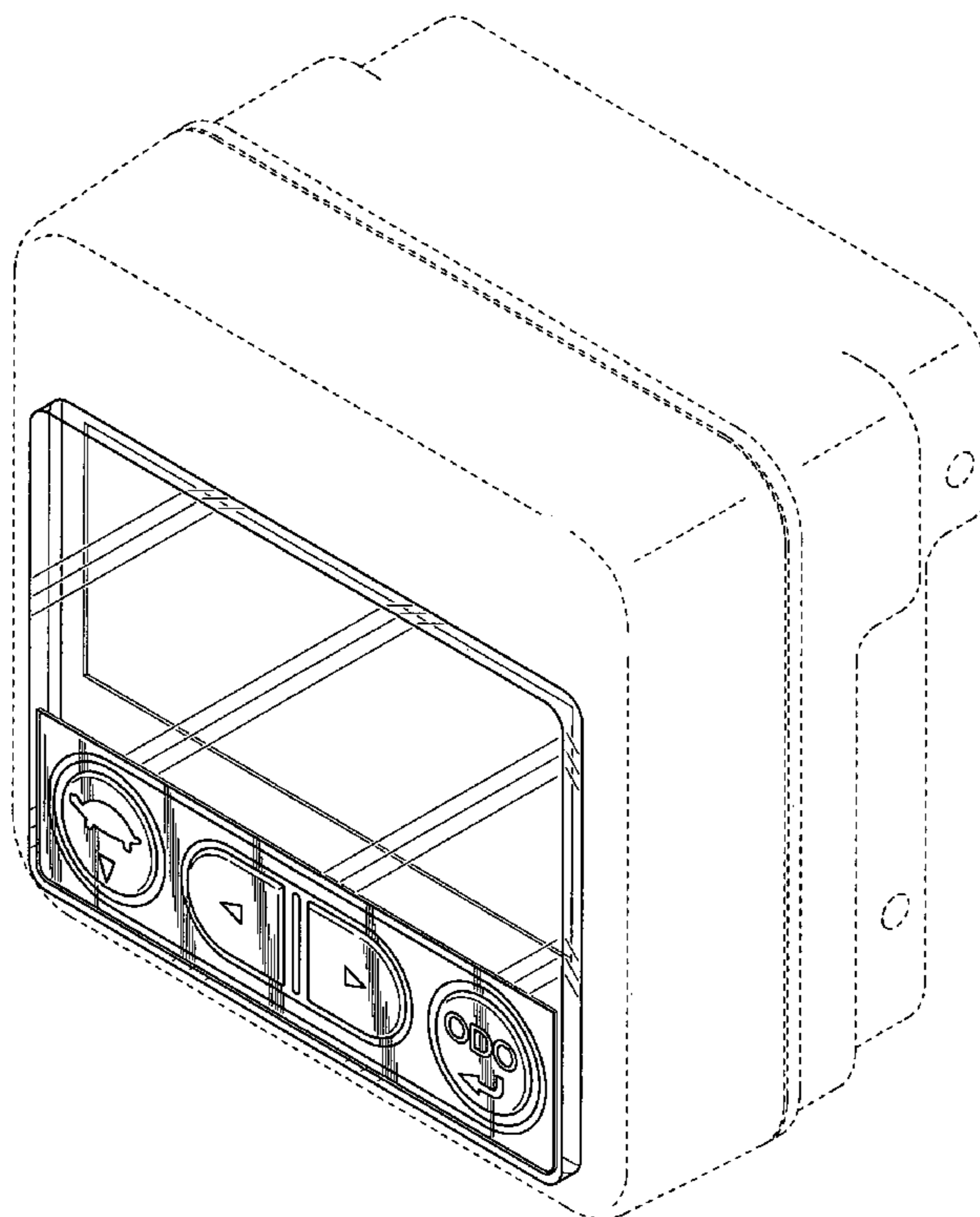


FIG. 1

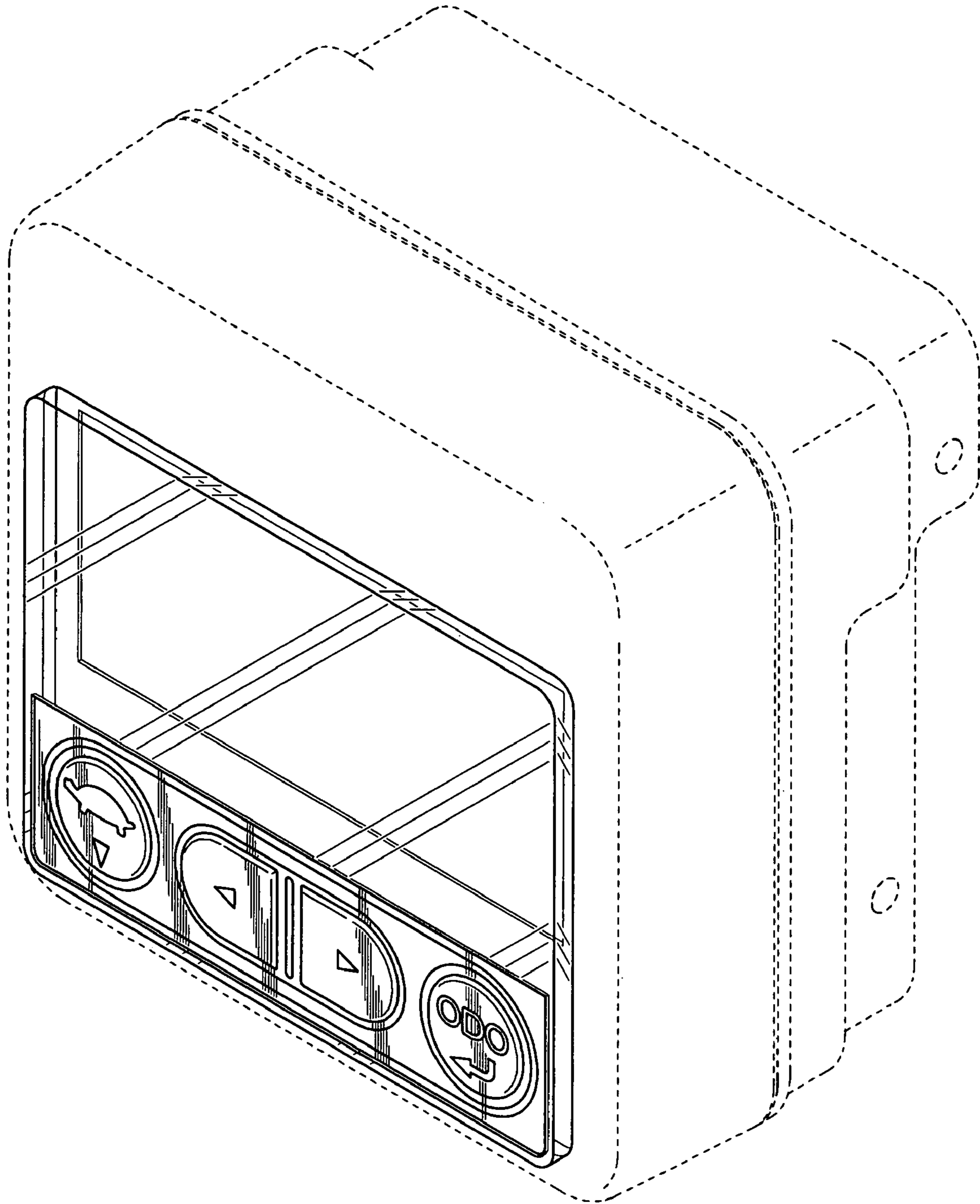


FIG. 2

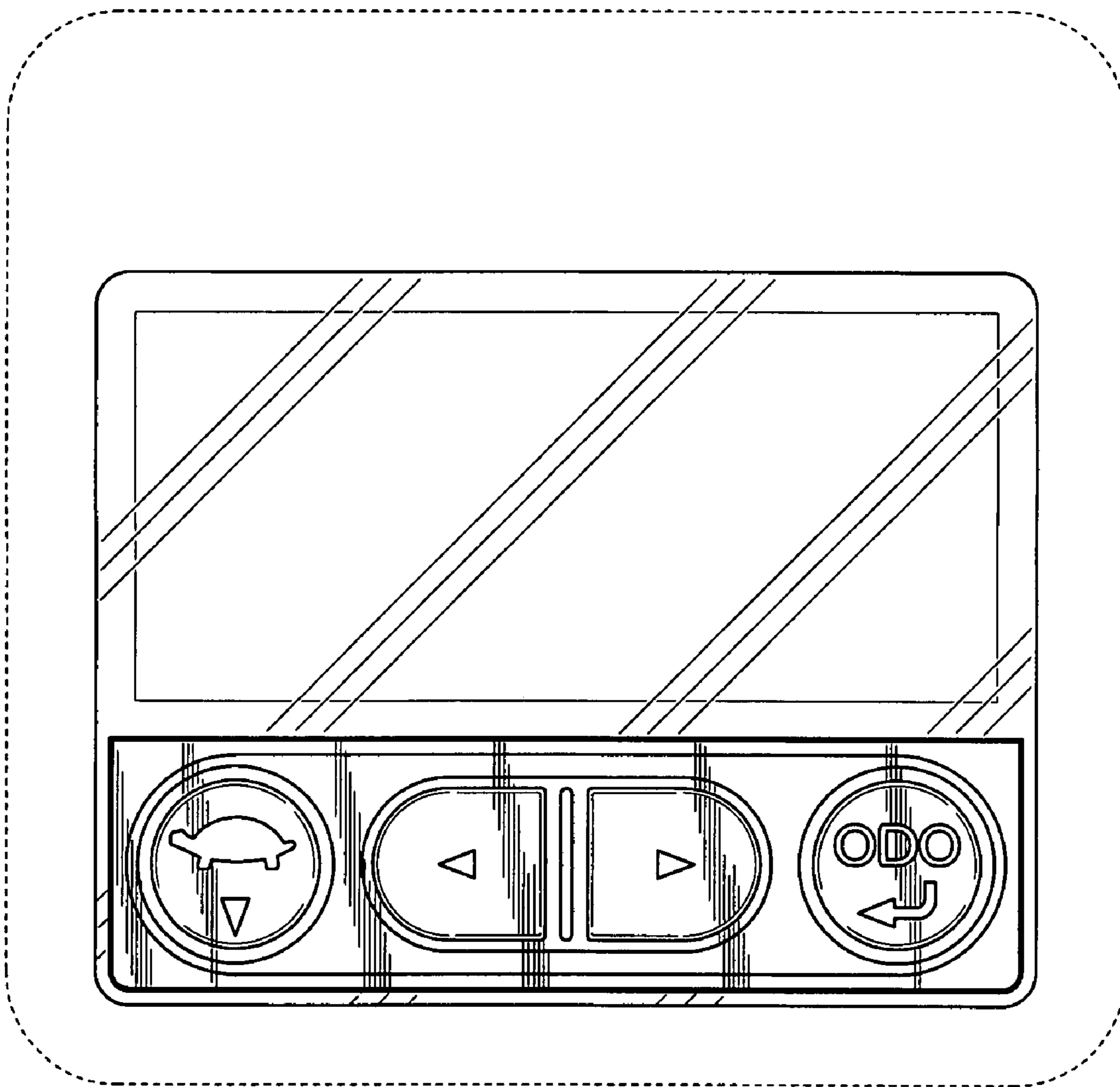


FIG. 3

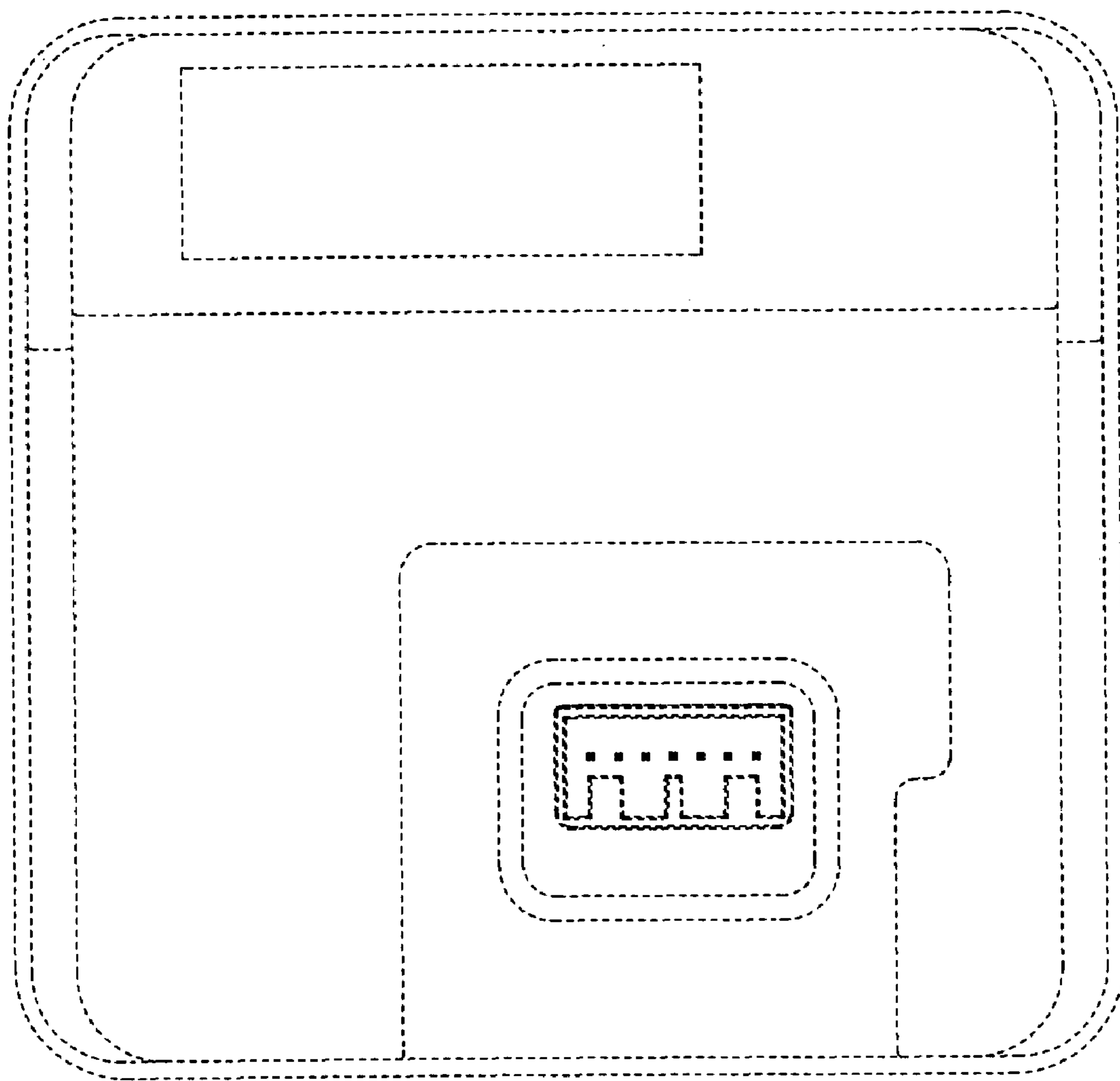


FIG. 4




FIG. 5

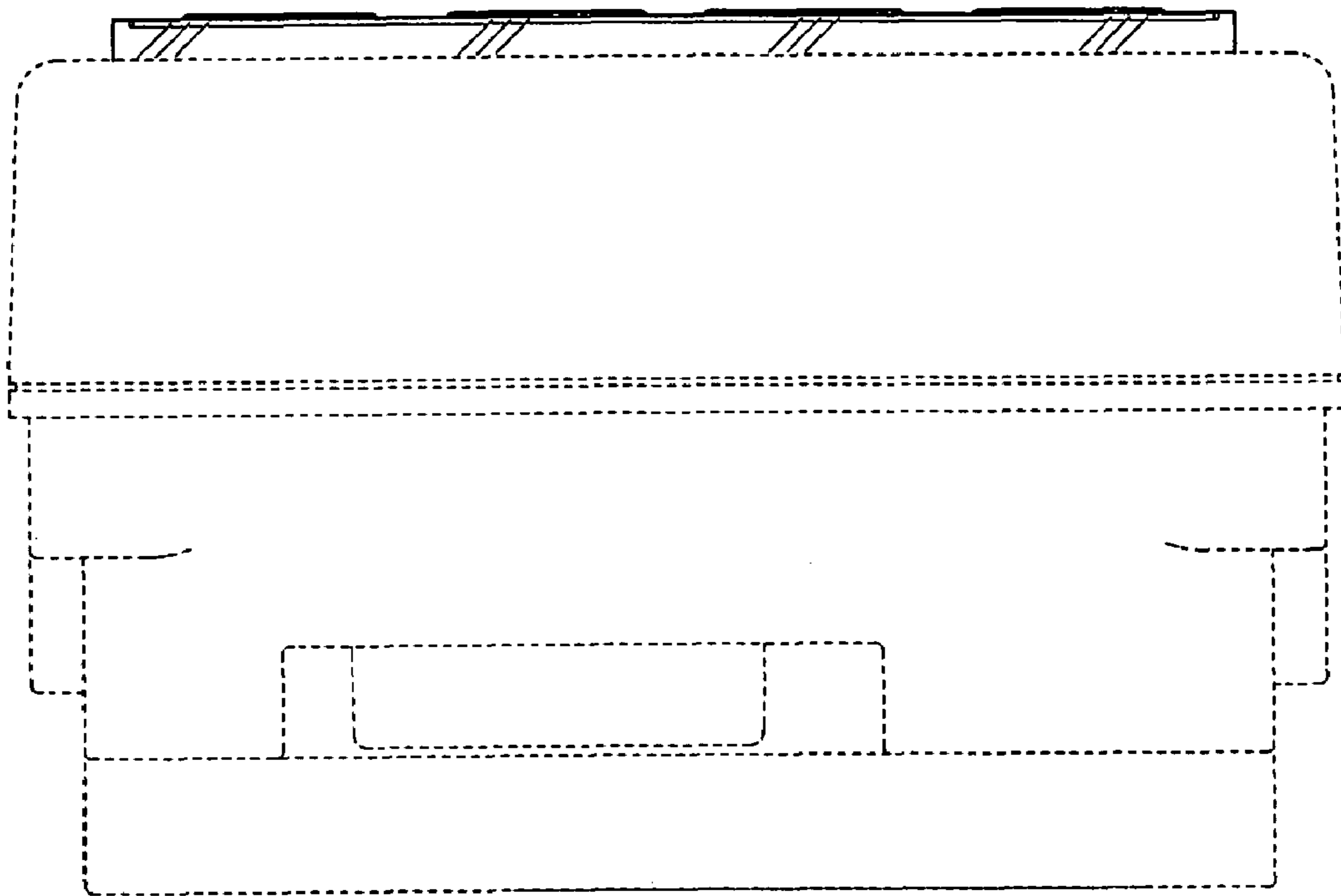


FIG. 6

