



US00D557637S

(12) **United States Design Patent**
Trostle et al.

(10) **Patent No.:** **US D557,637 S**

(45) **Date of Patent:** **** Dec. 18, 2007**

(54) **AUTOMOBILE BODY**

(75) Inventors: **Mark C. Trostle**, Clarkston, MI (US);
Ryan C. Nagode, West Bloomfield, MI
(US); **Lance R. Wagner**, Lake Orion,
MI (US)

(73) Assignee: **Chrysler LLC**, Auburn Hills, MI (US)

(**) Term: **14 Years**

(21) Appl. No.: **29/280,049**

(22) Filed: **May 15, 2007**

Related U.S. Application Data

(63) Continuation of application No. 29/248,212, filed on
Aug. 3, 2006.

(51) **LOC (8) Cl.** **12-08**

(52) **U.S. Cl.** **D12/92**

(58) **Field of Classification Search** D12/90-92,
D12/86; 296/181.1, 181.5

See application file for complete search history.

(56) **References Cited**

U.S. PATENT DOCUMENTS

D453,713 S *	2/2002	McMahan et al.	D12/91
D466,053 S *	11/2002	O'Connell et al.	D12/91
D466,443 S *	12/2002	Faurote et al.	D12/91
D472,850 S *	4/2003	Frasher et al.	D12/91
D479,154 S *	9/2003	Kruger et al.	D12/91

D479,492 S *	9/2003	Gale et al.	D12/91
D482,990 S *	12/2003	Sims et al.	D12/91
D489,648 S *	5/2004	Gale et al.	D12/92
D495,624 S *	9/2004	Dolan et al.	D12/91
D510,056 S *	9/2005	Hall et al.	D12/92
D522,917 S *	6/2006	Wagner et al.	D12/91
D526,935 S *	8/2006	Wagner et al.	D12/91

* cited by examiner

Primary Examiner—Melody N. Brown

(74) *Attorney, Agent, or Firm*—Ralph E. Smith

(57) **CLAIM**

The ornamental design for an automobile body, as shown
and described.

DESCRIPTION

FIG. 1 is a front perspective view of an automobile body
showing our new design;

FIG. 2 is a side view thereof;

FIG. 3 is a front view thereof;


FIG. 4 is a rear view thereof;

FIG. 5 is a rear perspective view thereof; and,

FIG. 6 is a top plan view thereof.

It will be understood that the broken lines presented in the
drawings are for illustration only, and do not form a part of
the claimed design.

1 Claim, 5 Drawing Sheets



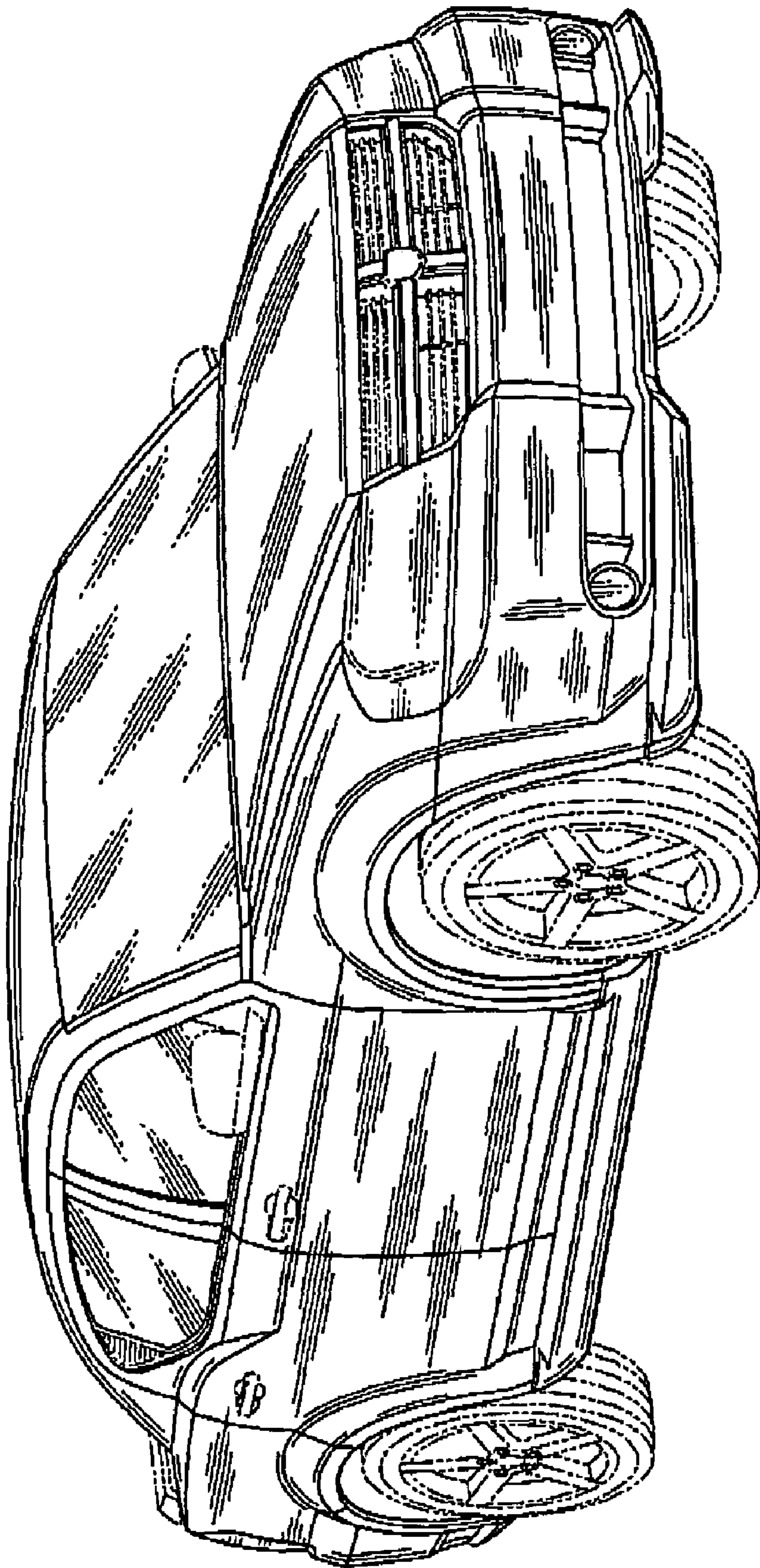


Fig. 1

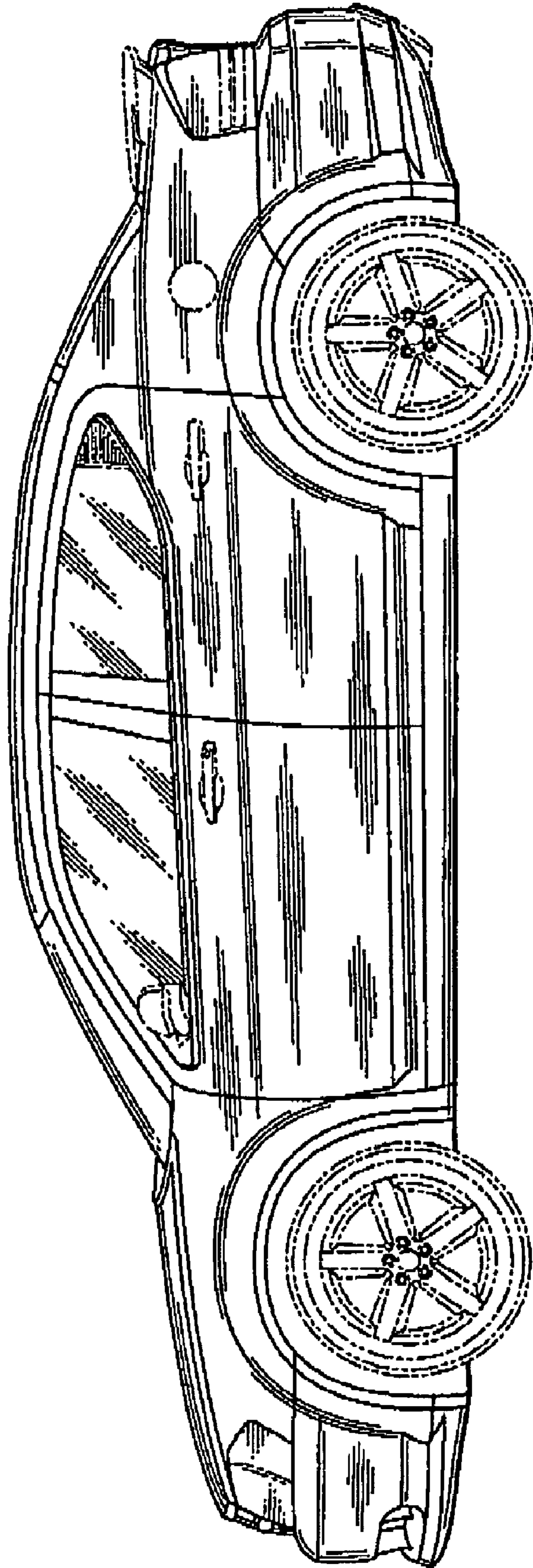


Fig. 2




Fig. 3




Fig. 4

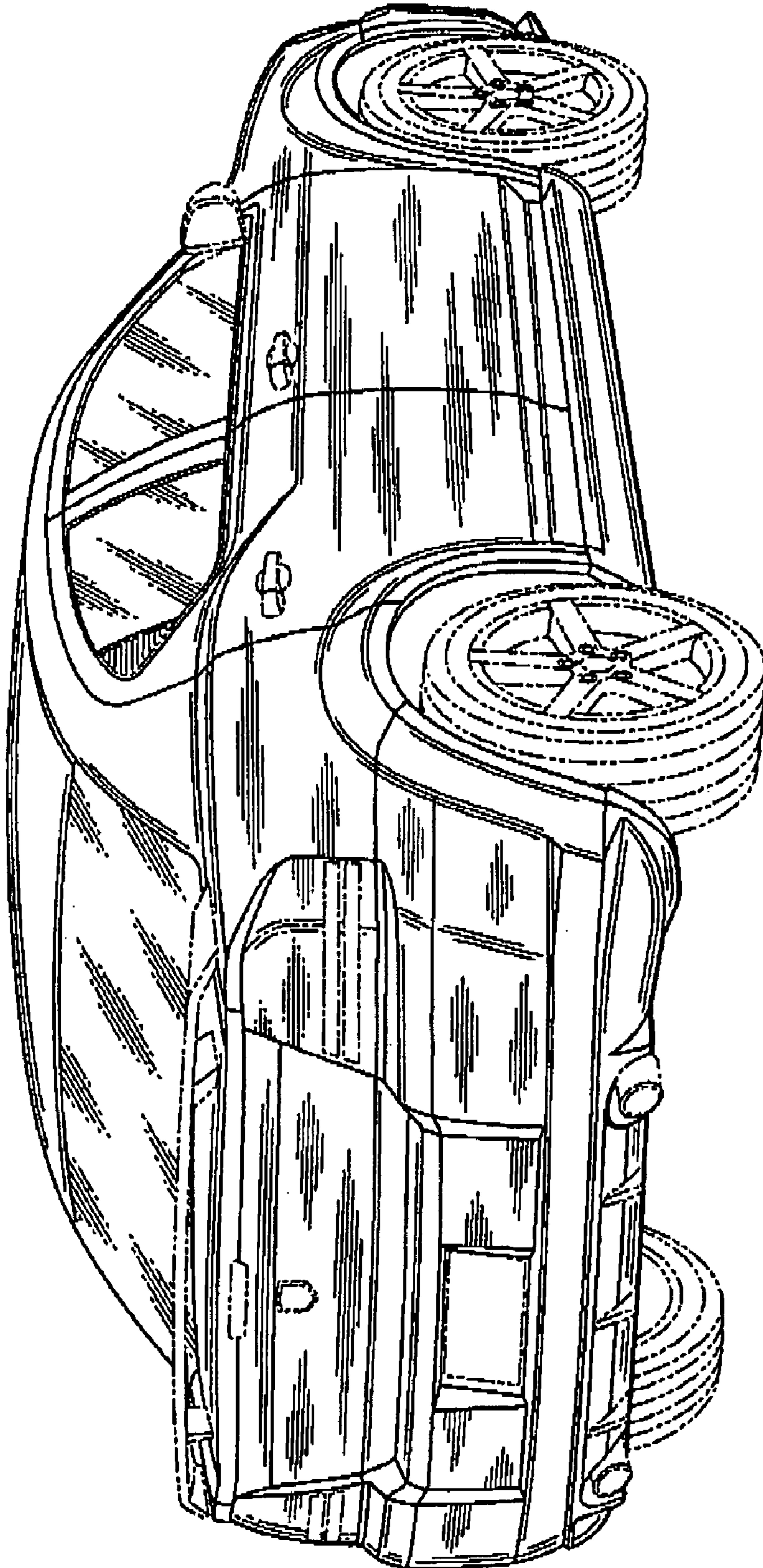


Fig. 5

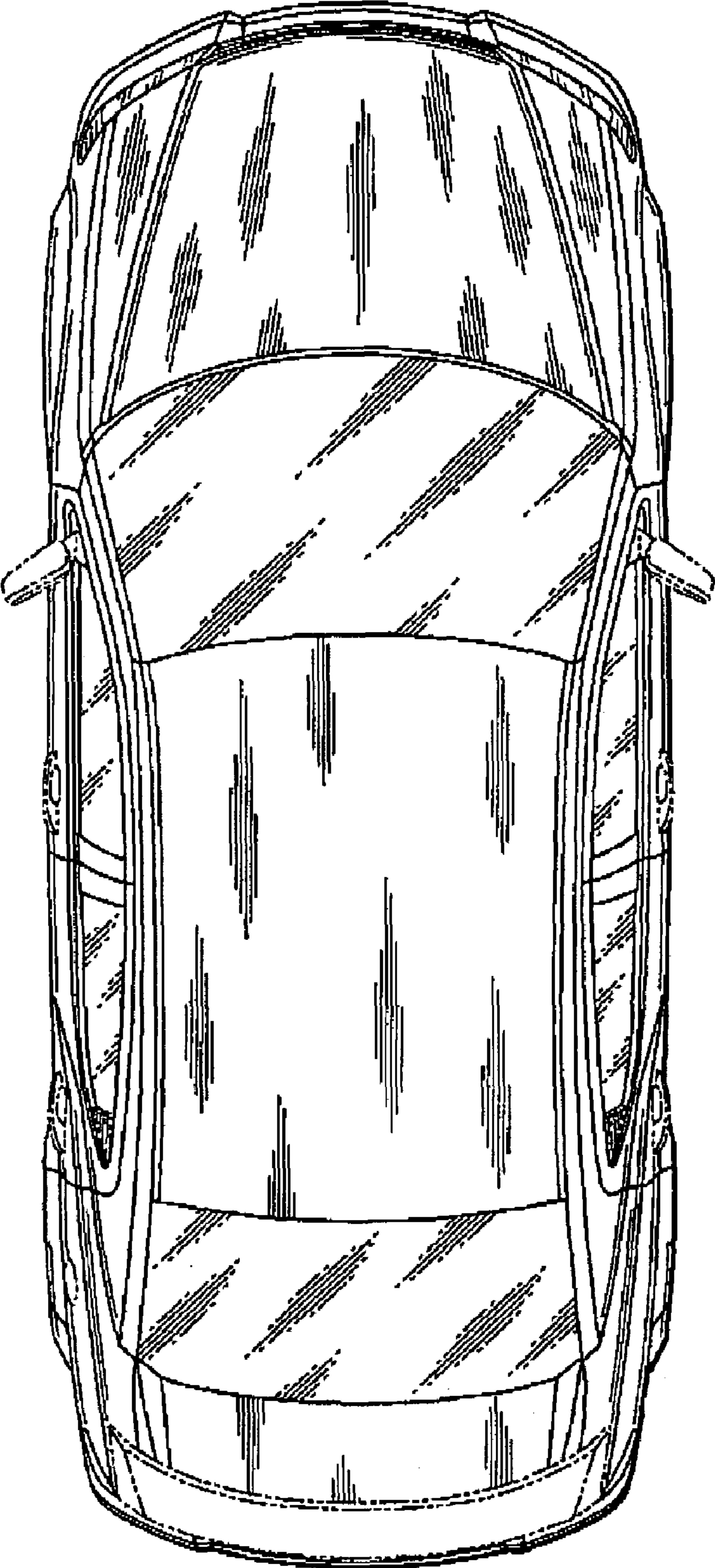


Fig. 6