



US00D557631S

(12) **United States Design Patent** (10) **Patent No.:** **US D557,631 S**
Alfone et al. (45) **Date of Patent:** **** Dec. 18, 2007**

(54) **GARMENT CLASP**

(75) Inventors: **Christine Alfone**, Fairfield, CT (US);
Tammy Lee England, Sunnyside, NY
(US); **Catherine Jane Lawson**, New
York, NY (US)

(73) Assignee: **Vanity Fair, Inc.**, Wilmington, DE (US)

(**) Term: **14 Years**

(21) Appl. No.: **29/268,921**

(22) Filed: **Nov. 16, 2006**

(51) **LOC (8) Cl.** **02-07**

(52) **U.S. Cl.** **D11/212**

(58) **Field of Classification Search** D11/212,
D11/202-204, 238, 200, 48; 24/66.1-66.8
See application file for complete search history.

(56) **References Cited**

U.S. PATENT DOCUMENTS

D102,682 S *	1/1937	Freysinger	D11/212
D171,440 S *	2/1954	Chisholm	D11/212
D172,211 S *	5/1954	Ashby	D11/202
D188,759 S *	9/1960	Sobel	D11/212
D197,604 S *	3/1964	De Woskin	D11/212

* cited by examiner

Primary Examiner—Catherine R. Oliver
(74) *Attorney, Agent, or Firm*—Kenyon & Kenyon LLP

(57) **CLAIM**

The ornamental design for a garment clasp, as shown.

DESCRIPTION

FIG. 1 is a perspective view of a garment clasp according to the new design;

FIG. 2 is a plan view of the garment clasp shown in FIG. 1;

FIG. 3 is a top view of the garment clasp shown in FIG. 1;

FIG. 4 is a bottom view of the garment clasp shown in FIG. 1;

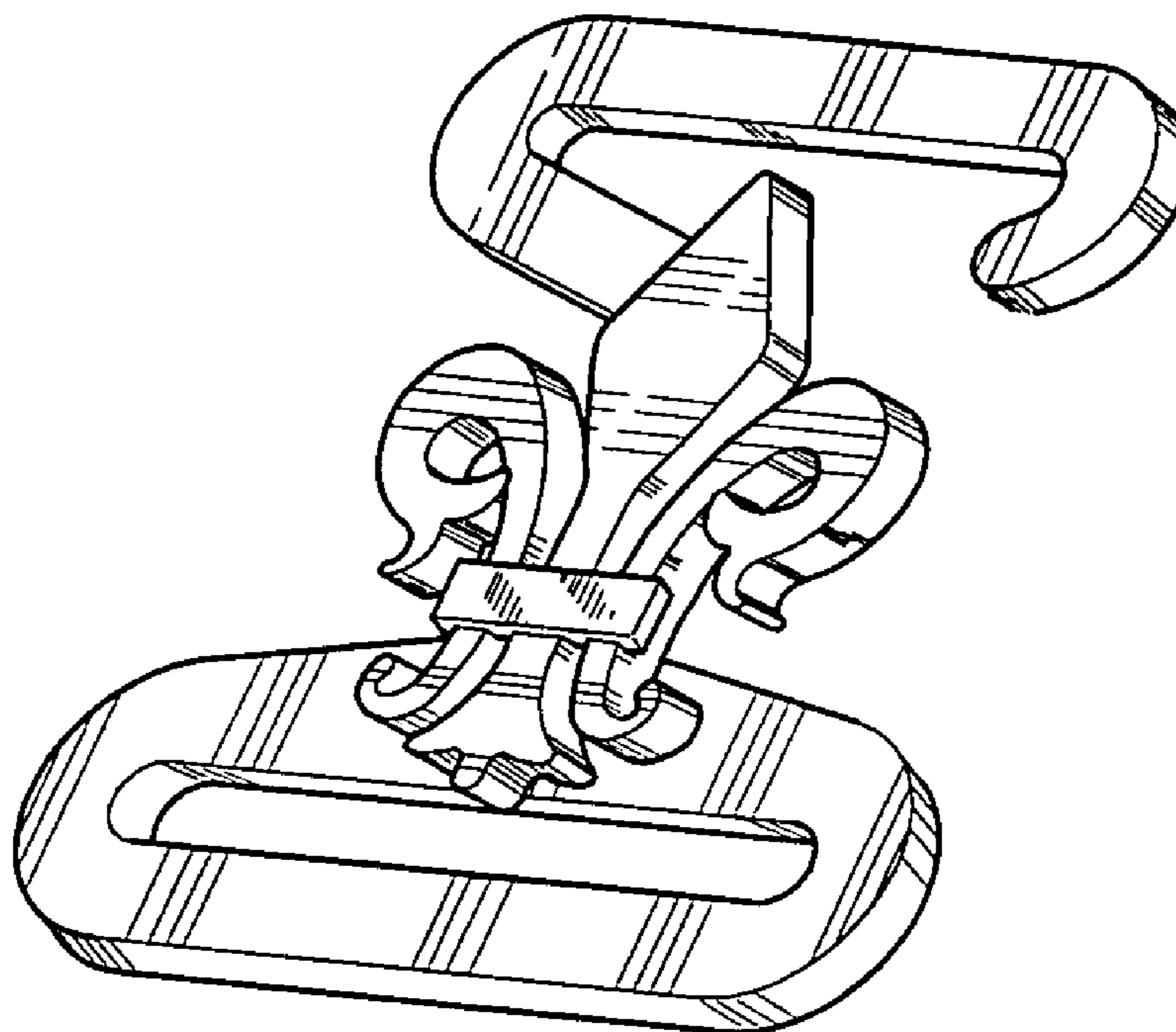
FIG. 5 is a left side view of the garment clasp shown in FIG. 1;

FIG. 6 is a right side view of the garment clasp shown in FIG. 1; and,

FIG. 7 is an environmental view of a pair of garment clasps according to the new design.

The broken line showing of environment in the drawings is included for the purpose of illustrating only and forms no part of the claimed design.

1 Claim, 2 Drawing Sheets



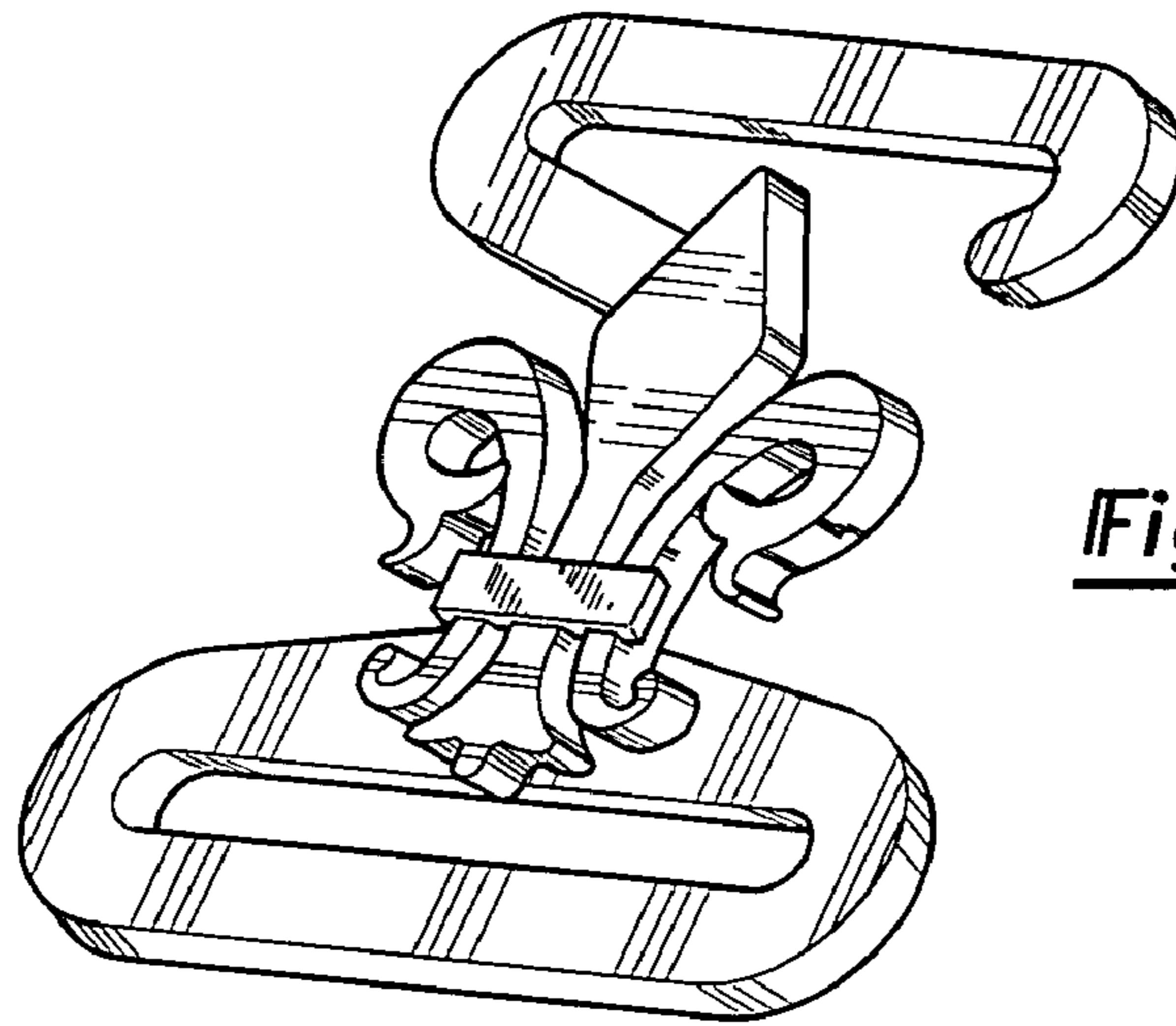


Fig-1

Fig-3

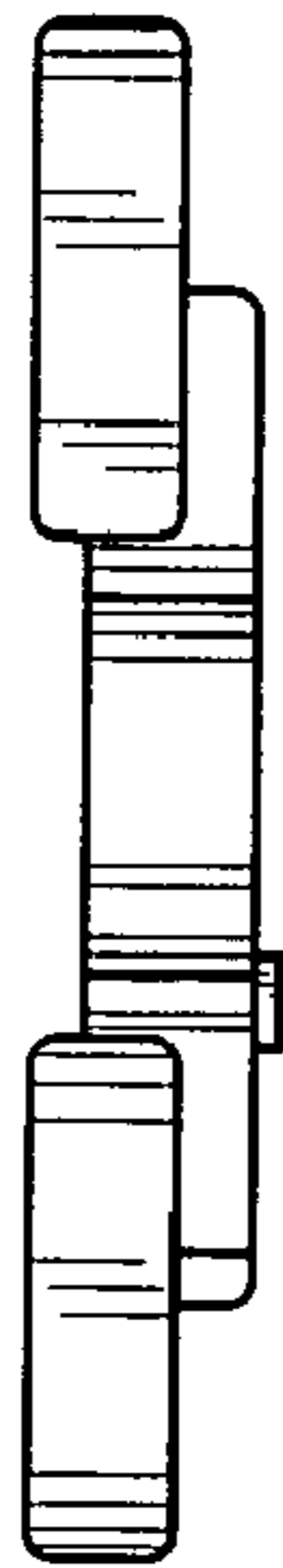


Fig-5




Fig-2

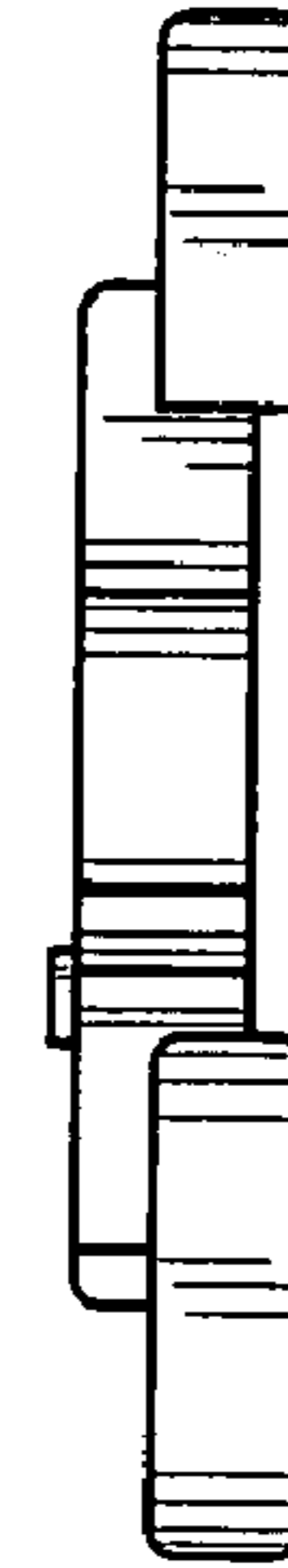


Fig-6

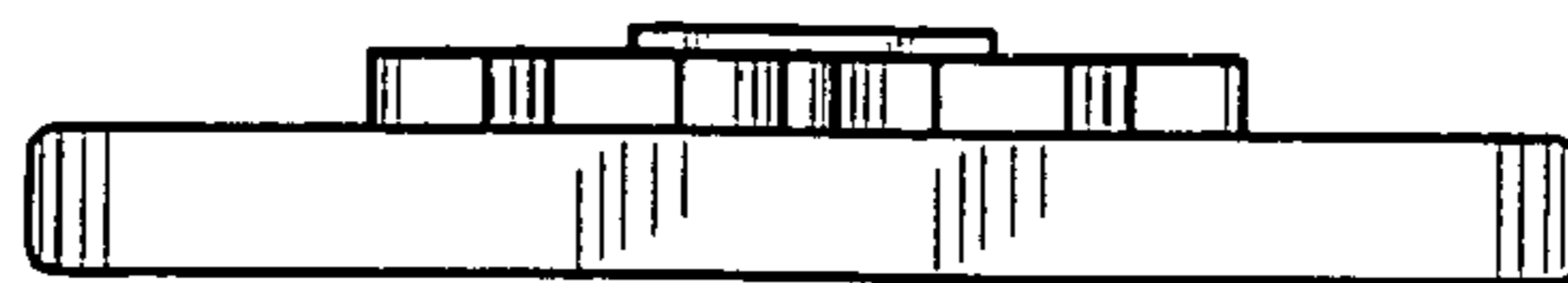


Fig-4

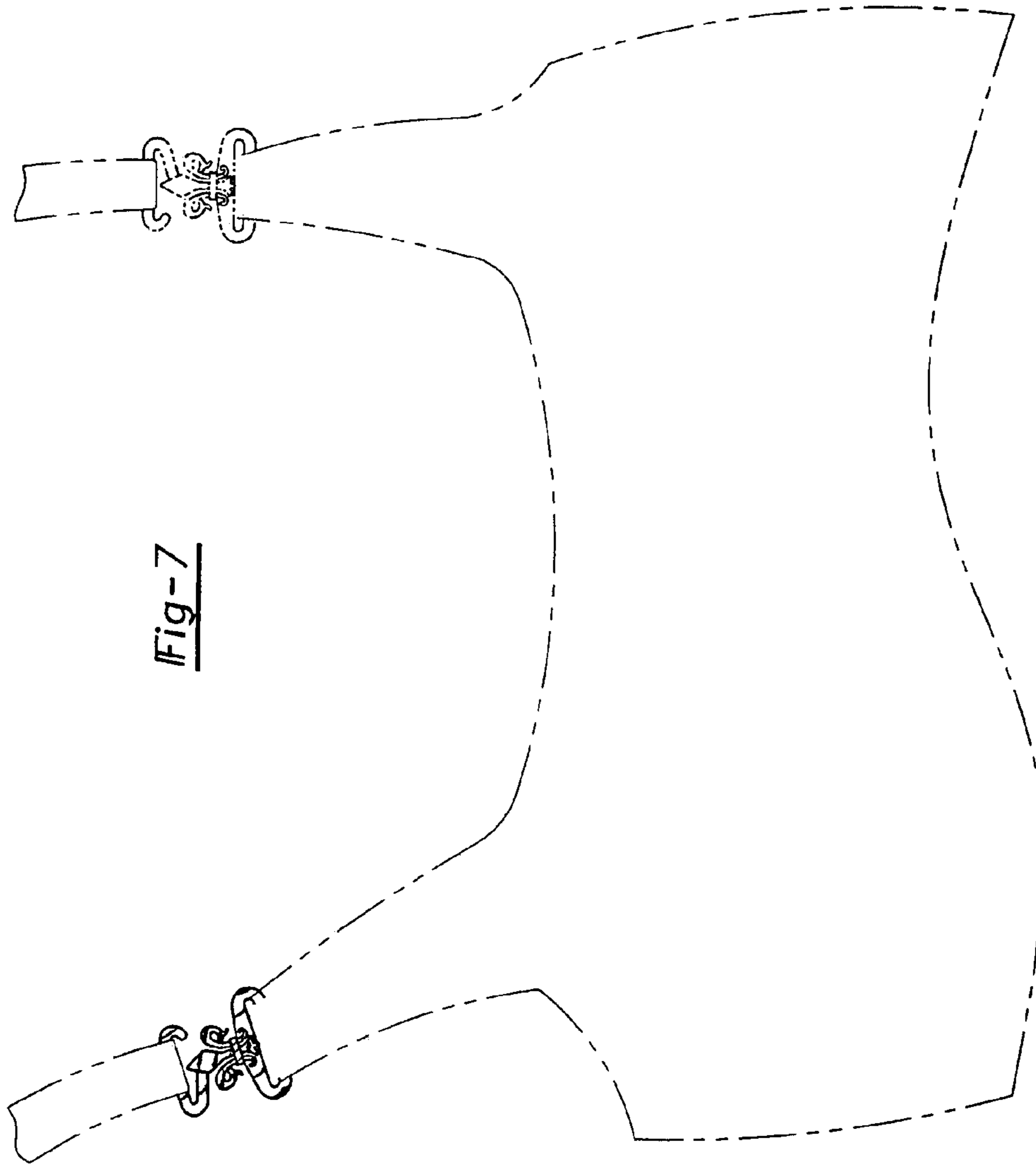


Fig-7