



US00D557614S

(12) **United States Design Patent**
Murray

(10) **Patent No.:** **US D557,614 S**

(45) **Date of Patent:** **** Dec. 18, 2007**

(54) **FLEXIBLE POUCH**

(75) Inventor: **R. Charles Murray**, Lakewood Ranch,
FL (US)

(73) Assignee: **PPI Technologies, Inc.**, Sarasota, FL
(US)

(**) Term: **14 Years**

(21) Appl. No.: **29/278,266**

(22) Filed: **Mar. 23, 2007**

(51) **LOC (8) Cl.** **09-05**

(52) **U.S. Cl.** **D9/708**

(58) **Field of Classification Search** D9/702-703,
D9/705, 708, 710, 707, 714, 434-435, 522,
D9/696; 206/822; 383/61.1, 80, 81, 104,
383/901, 63, 103, 203; 222/92, 107
See application file for complete search history.

(56) **References Cited**

U.S. PATENT DOCUMENTS

D464,258 S	*	10/2002	Edwards	D9/708
D474,683 S	*	5/2003	Berman	D9/708
D489,603 S	*	5/2004	Berman	D9/708
D497,544 S	*	10/2004	Berman	D9/708
D502,092 S	*	2/2005	Berman	D9/708
D504,323 S	*	4/2005	Berman	D9/708

D504,610 S	*	5/2005	Berman	D9/708
D519,848 S	*	5/2006	Kirou et al.	D9/707
D528,011 S	*	9/2006	Ueda	D9/702
D531,914 S	*	11/2006	Berman	D9/708
D532,703 S	*	11/2006	Wild	D9/708

* cited by examiner

Primary Examiner—Robert M. Spear

Assistant Examiner—Abraham Bahta

(74) *Attorney, Agent, or Firm*—Gifford, Krass, Sprinkle,
Anderson & Citkowski, P.C.

(57) **CLAIM**

The ornamental design for a flexible pouch, as shown and described.

DESCRIPTION

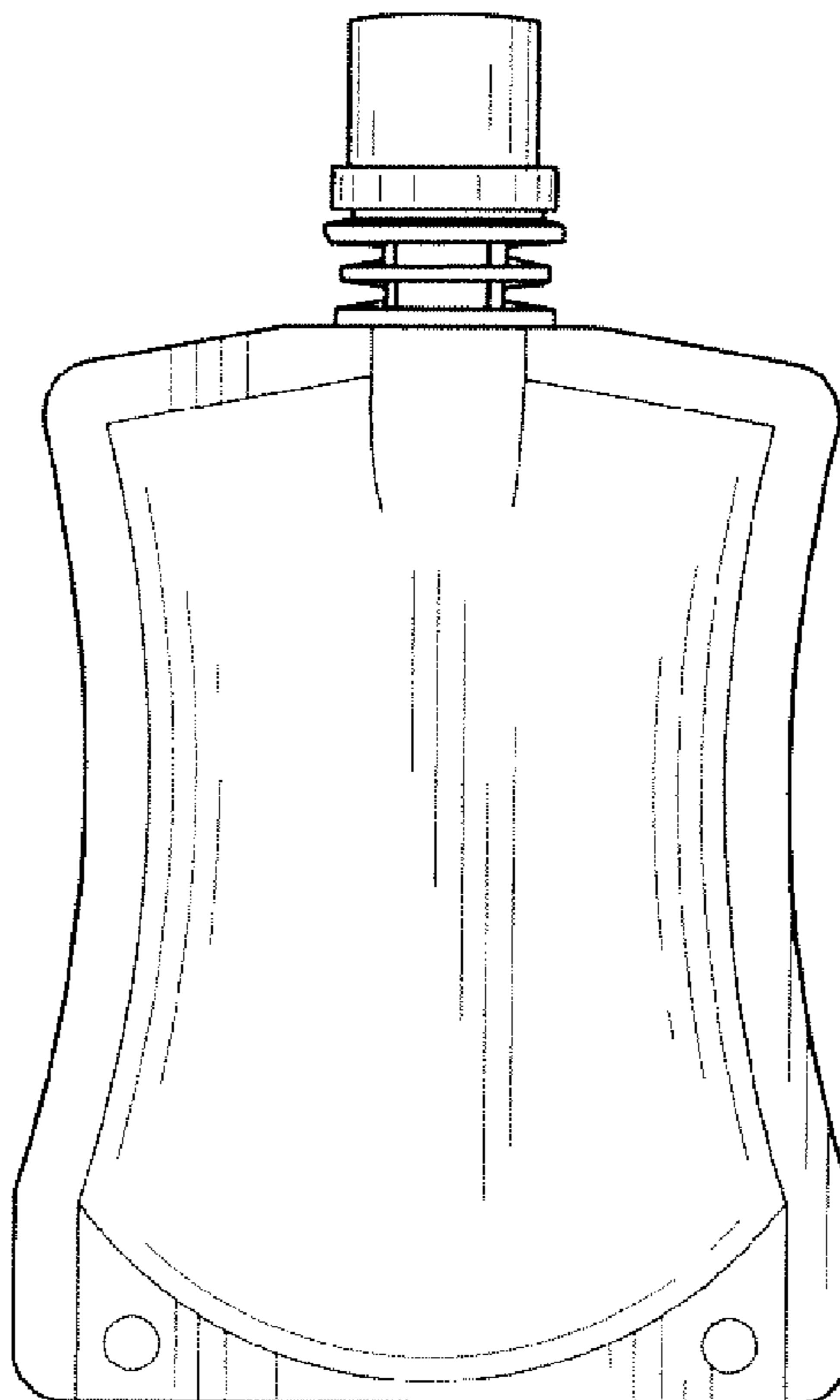
FIG. 1 is an elevational view of front side of a flexible pouch;

FIG. 2 is an elevational side view of a lunch box-shaped flexible pouch;

FIG. 3 is an elevational view of a back side of a lunch box-shaped flexible pouch; and,

FIG. 4 is a bottom plan view of a lunch box-shaped flexible pouch.

1 Claim, 2 Drawing Sheets



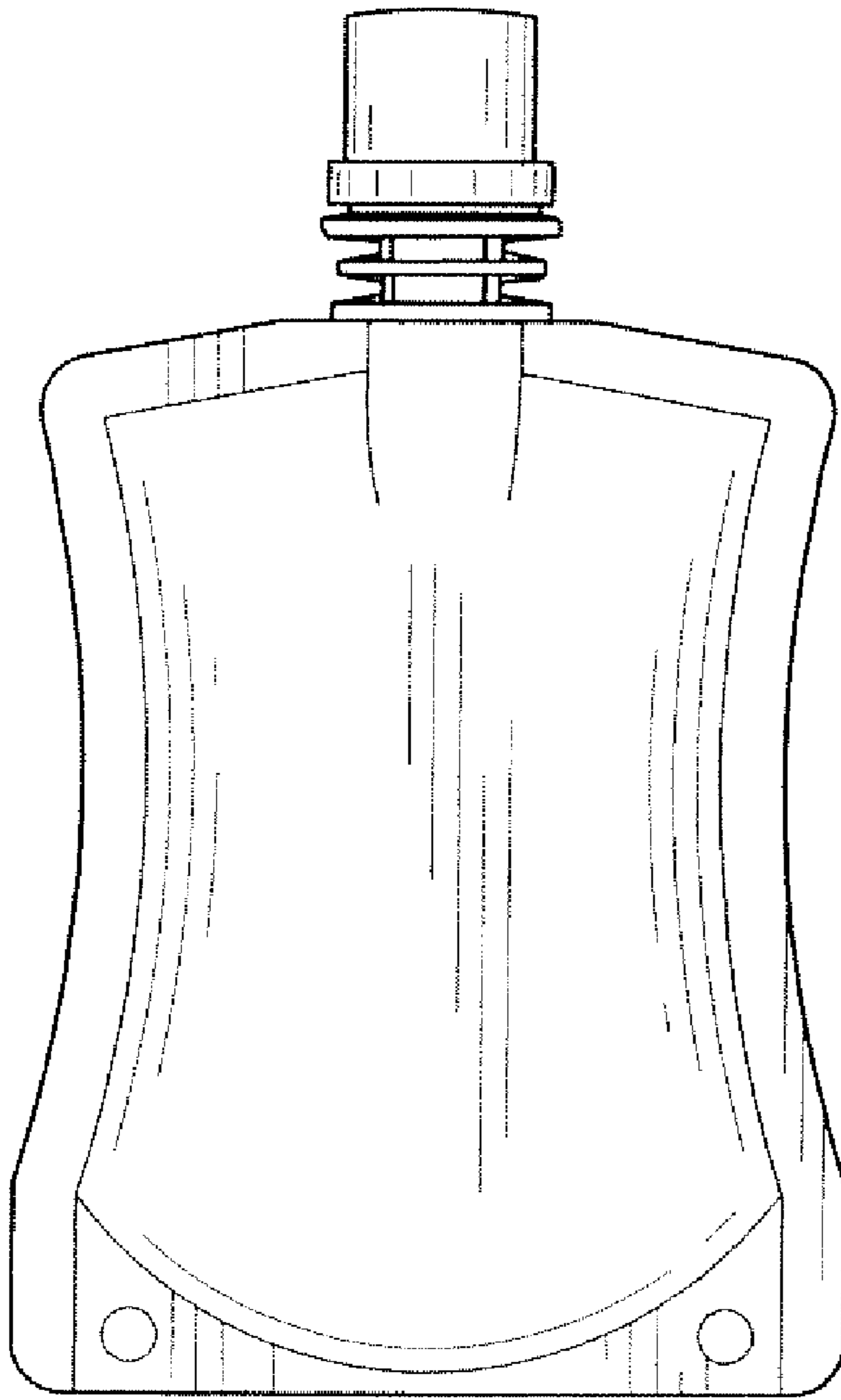


FIG - 1

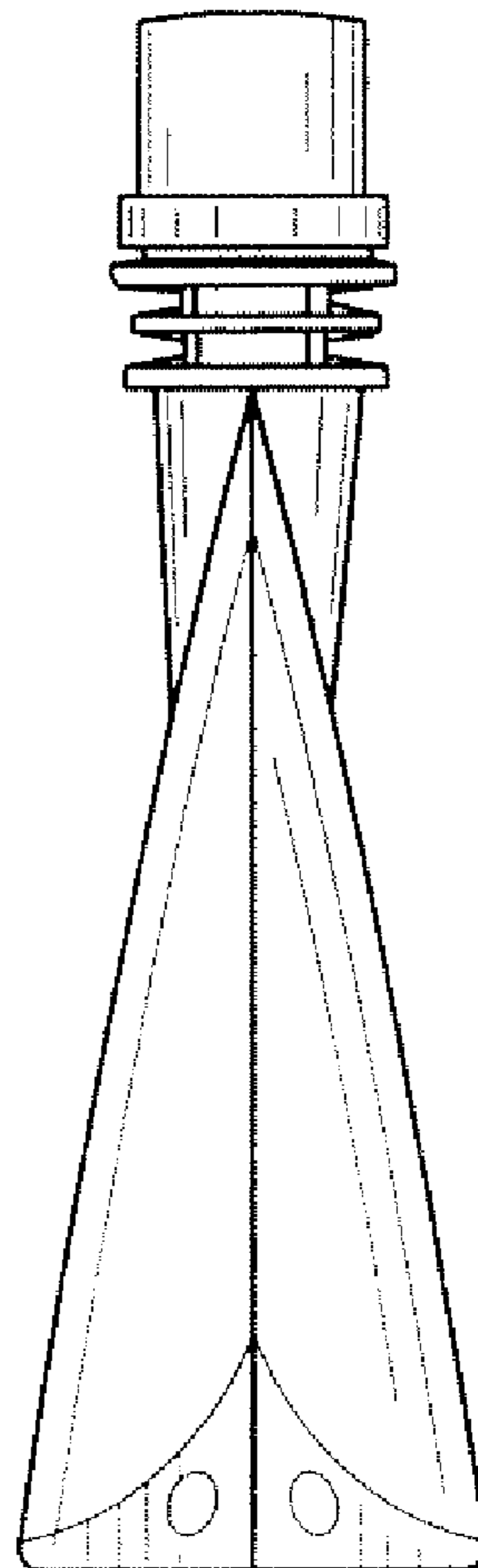


FIG - 2

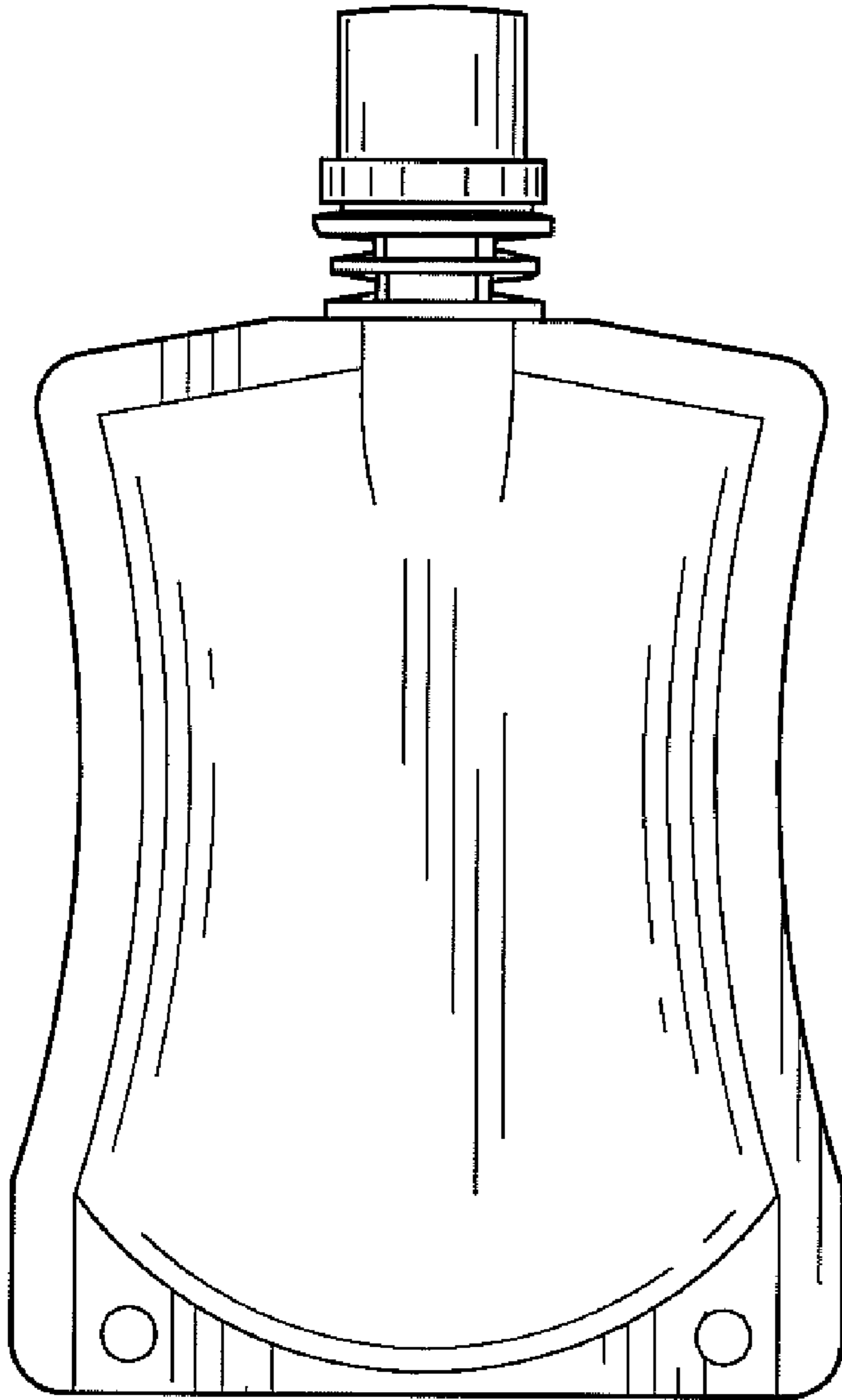


FIG - 3

FIG - 4

