



US00D557611S

(12) **United States Design Patent**  
**Ingemarsson**

(10) **Patent No.:** **US D557,611 S**

(45) **Date of Patent:** **\*\* Dec. 18, 2007**

(54) **BOTTLE**

(75) Inventor: **Roland Ingemarsson**, Hagersten (SE)

(73) Assignee: **V & S Vin & Sprit Aktiebolag**  
**(PUBL)**, Stockholm (SE)

(\*\*) Term: **14 Years**

(21) Appl. No.: **29/266,068**

(22) Filed: **Sep. 14, 2006**

(51) **LOC (8) Cl.** ..... **09-01**

(52) **U.S. Cl.** ..... **D9/549; D9/571**

(58) **Field of Classification Search** ..... D9/516,  
D9/534, 538, 544, 545, 549, 551, 552, 555,  
D9/564, 565, 568, 571, 575; 215/6, 10, 396,  
215/398, 400, 381-385; 220/660, 662, 675,  
220/669

See application file for complete search history.

(56) **References Cited**

**U.S. PATENT DOCUMENTS**

D211,933 S *	8/1968	Horns	.....	D9/522
D330,861 S *	11/1992	Lower	.....	D9/563
D374,176 S *	10/1996	Sillince et al.	.....	D9/719
D393,398 S *	4/1998	Trevino, Sr.	.....	D7/594
D422,490 S *	4/2000	Nemeth et al.	.....	D9/649
D432,364 S *	10/2000	Hansen	.....	D7/606
D443,515 S *	6/2001	Fenton et al.	.....	D9/521
D459,655 S *	7/2002	Darr et al.	.....	D9/502
D474,401 S *	5/2003	Chiang	.....	D9/418
D475,926 S *	6/2003	Rusnock et al.	.....	D9/502
D476,896 S *	7/2003	Cheng et al.	.....	D9/520
D498,228 S *	11/2004	Kasden	.....	D14/207

D527,265 S *	8/2006	Brandt et al.	.....	D9/516
D540,172 S *	4/2007	Haller et al.	.....	D9/516
D540,680 S *	4/2007	Perry et al.	.....	D9/516
D541,657 S *	5/2007	Mongeon et al.	.....	D9/516
D543,112 S *	5/2007	Bridgman et al.	.....	D9/516
D543,460 S *	5/2007	Perry et al.	.....	D9/516
D546,673 S *	7/2007	Mongeon et al.	.....	D9/432

\* cited by examiner

*Primary Examiner*—Daniel Bui

*Assistant Examiner*—Elizabeth J Oswecki

(74) *Attorney, Agent, or Firm*—McDermott Will & Emery LLP

(57) **CLAIM**

The ornamental design for a bottle, substantially as shown and described.

**DESCRIPTION**

FIG. 1 is a front perspective view of a bottle showing my new design;

FIG. 2 is a front elevation view thereof;

FIG. 3 is a rear elevation view thereof;

FIG. 4 is a side elevation view thereof;


FIG. 5 is an another side elevation view thereof;

FIG. 6 is a top plan view thereof; and,

FIG. 7 is a bottom plan view thereof.

The broken line showing of a bottle is included for the purpose of illustrating only and forms no part of the claimed design.

**1 Claim, 4 Drawing Sheets**



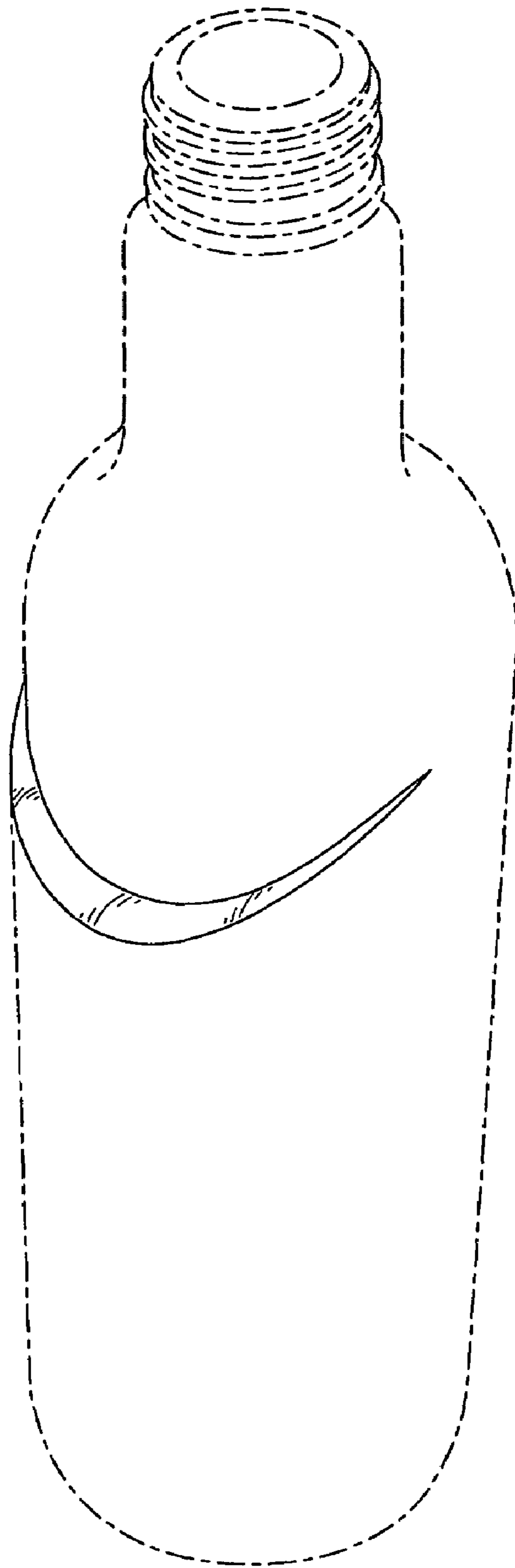


FIG. 1

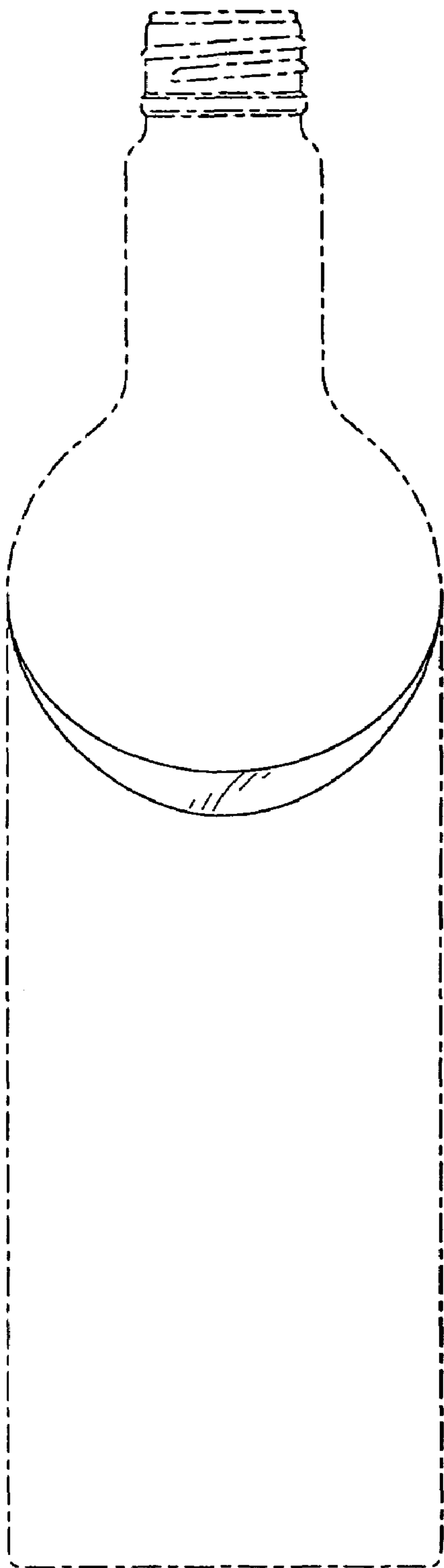


FIG. 2




FIG. 3

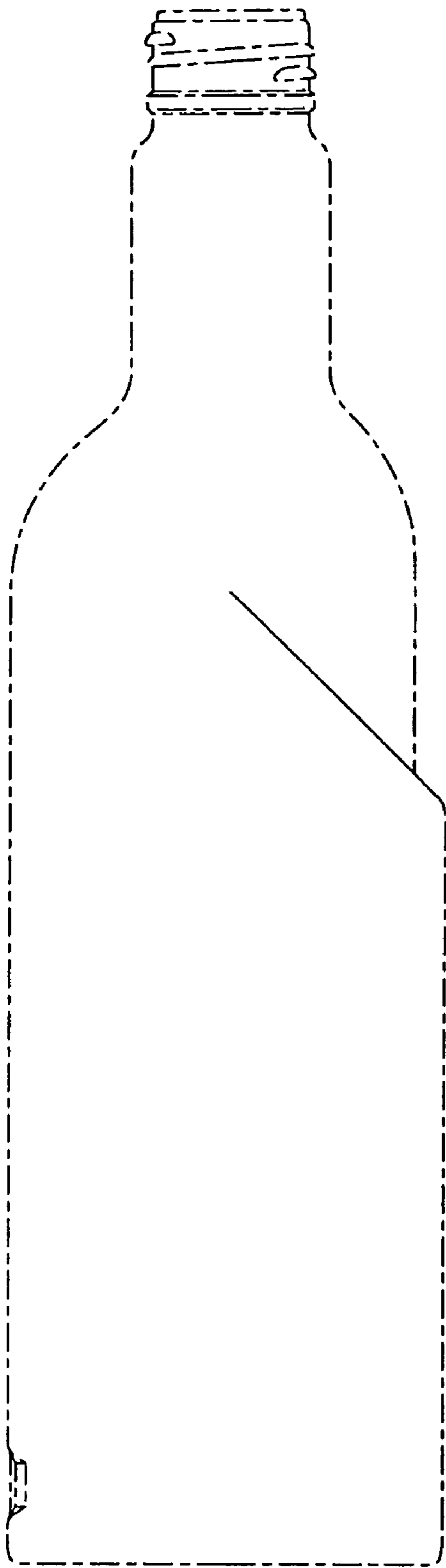


FIG. 4

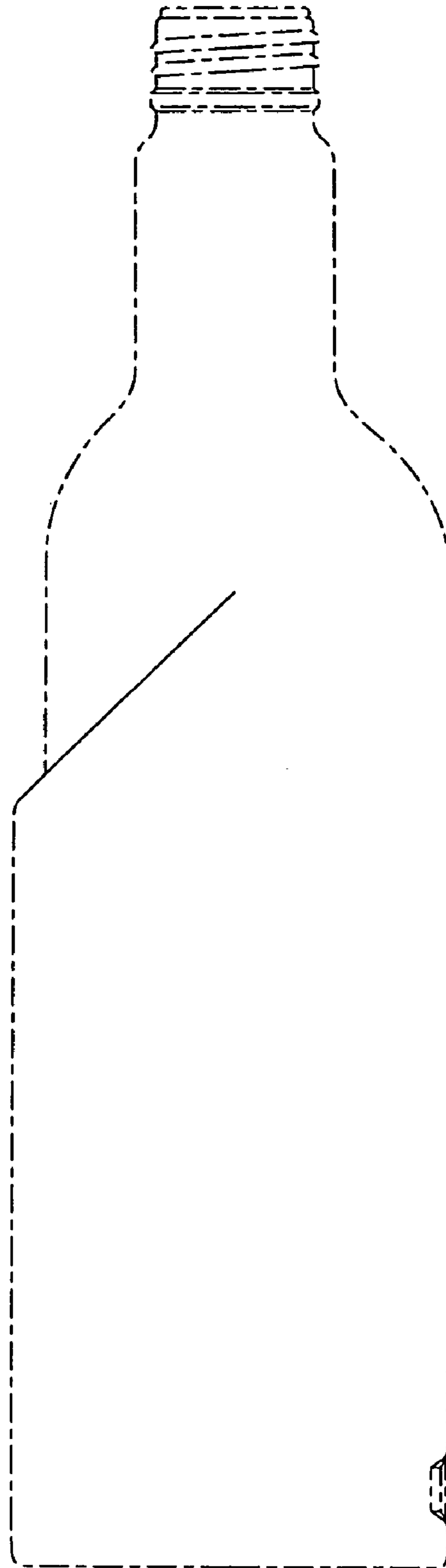


FIG. 5

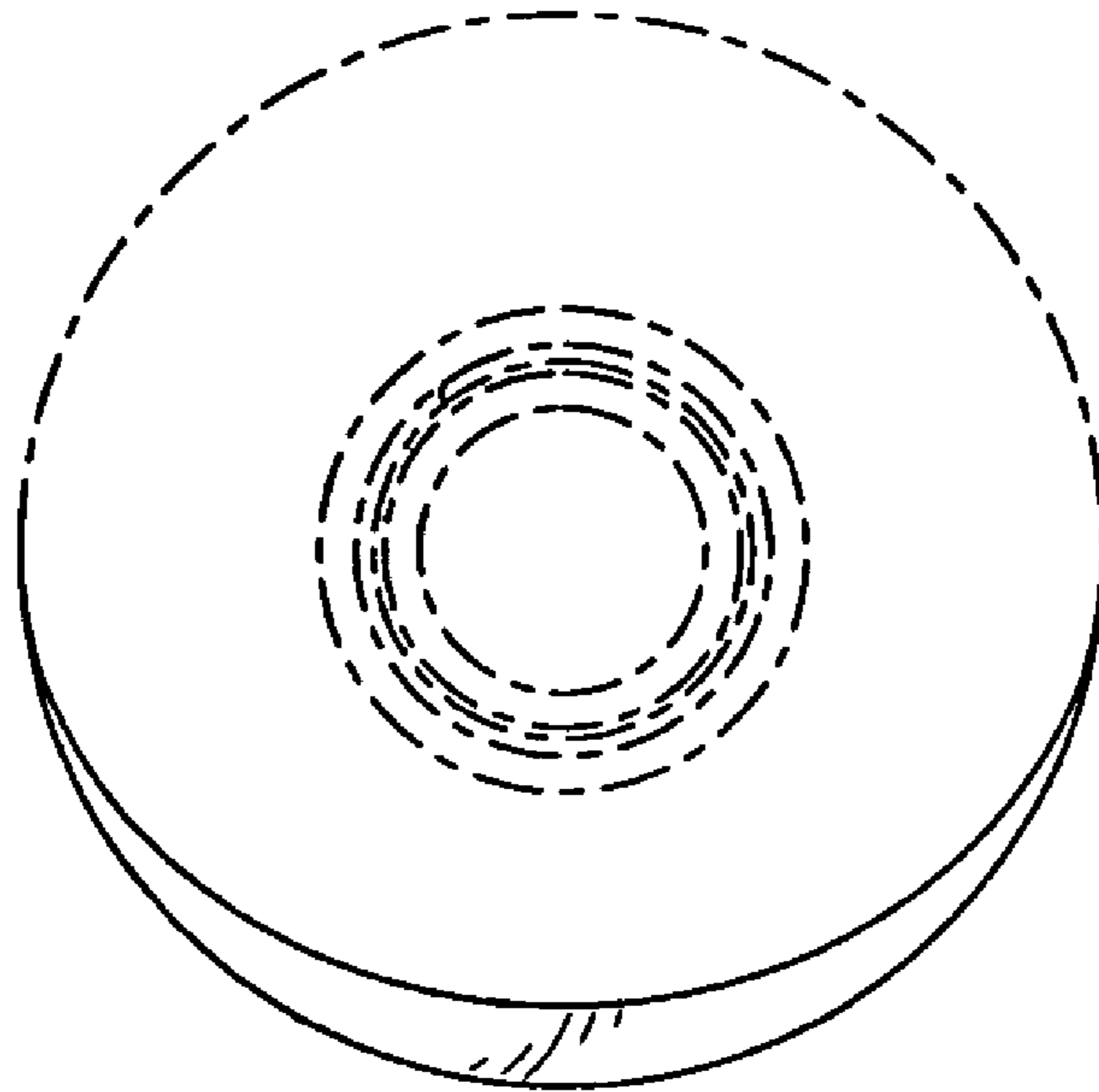


FIG. 6




FIG. 7