



US00D557610S

(12) **United States Design Patent**
Conway

(10) **Patent No.:** **US D557,610 S**

(45) **Date of Patent:** **** Dec. 18, 2007**

(54) **BOTTLE**

(75) Inventor: **Simon M. Conway**, Burlington, WI
(US)

(73) Assignee: **S.C. Johnson & Son, Inc.**, Racine, WI
(US)

(**) Term: **14 Years**

(21) Appl. No.: **29/249,283**

(22) Filed: **Sep. 29, 2006**

(51) **LOC (8) Cl.** **09-01**

(52) **U.S. Cl.** **D9/543; D9/530**

(58) **Field of Classification Search** D9/543,
D9/523, 565, 575, 563, 516, 526, 528, 529,
D9/530, 541, 542, 551, 564, 570, 571, 558,
D9/549; 215/381-385, 396, 398, 400; 222/206,
222/212, 215, 382

See application file for complete search history.

(56) **References Cited**

U.S. PATENT DOCUMENTS

D47,355 S *	5/1915	Coane	D9/523
2,639,521 A	5/1953	Rickettson		
3,825,142 A	7/1974	Campagna		
D238,753 S *	2/1976	McKinney	D9/523
3,993,250 A	11/1976	Shure		
D244,991 S	7/1977	Weckman et al.		
D254,709 S	4/1980	McCredie		
D255,650 S	7/1980	Britt		
D259,094 S	5/1981	Weckman		
D263,448 S	3/1982	Turcotte		
4,837,892 A	6/1989	Lo		
D314,140 S	1/1991	Kornick et al.		
D329,815 S	9/1992	Beaver et al.		
D329,816 S	9/1992	Beaver et al.		
5,156,285 A	10/1992	Zogg et al.		
5,232,107 A	8/1993	Krall et al.		
D342,451 S *	12/1993	Warner et al.	D9/543

D358,198 S	5/1995	Wadsworth		
D391,856 S	3/1998	Lynd		
5,761,759 A	6/1998	Leversby et al.		
D399,734 S *	10/1998	Luh et al.	D9/645
D401,504 S *	11/1998	Bolliger et al.	D9/523
D406,052 S	2/1999	Dumont et al.		
D406,765 S *	3/1999	Zimmer et al.	D9/523
D413,808 S *	9/1999	Bolliger et al.	D9/543

(Continued)

OTHER PUBLICATIONS

Image of "Domestos" disinfectant cleaning spray bottle, manufactured by Lever Faberge Europe, available at least as early as Nov. 30, 2005.

(Continued)

Primary Examiner—Daniel Bui
Assistant Examiner—Elizabeth J. Oswecki
(74) *Attorney, Agent, or Firm*—Miller, Matthias & Hull

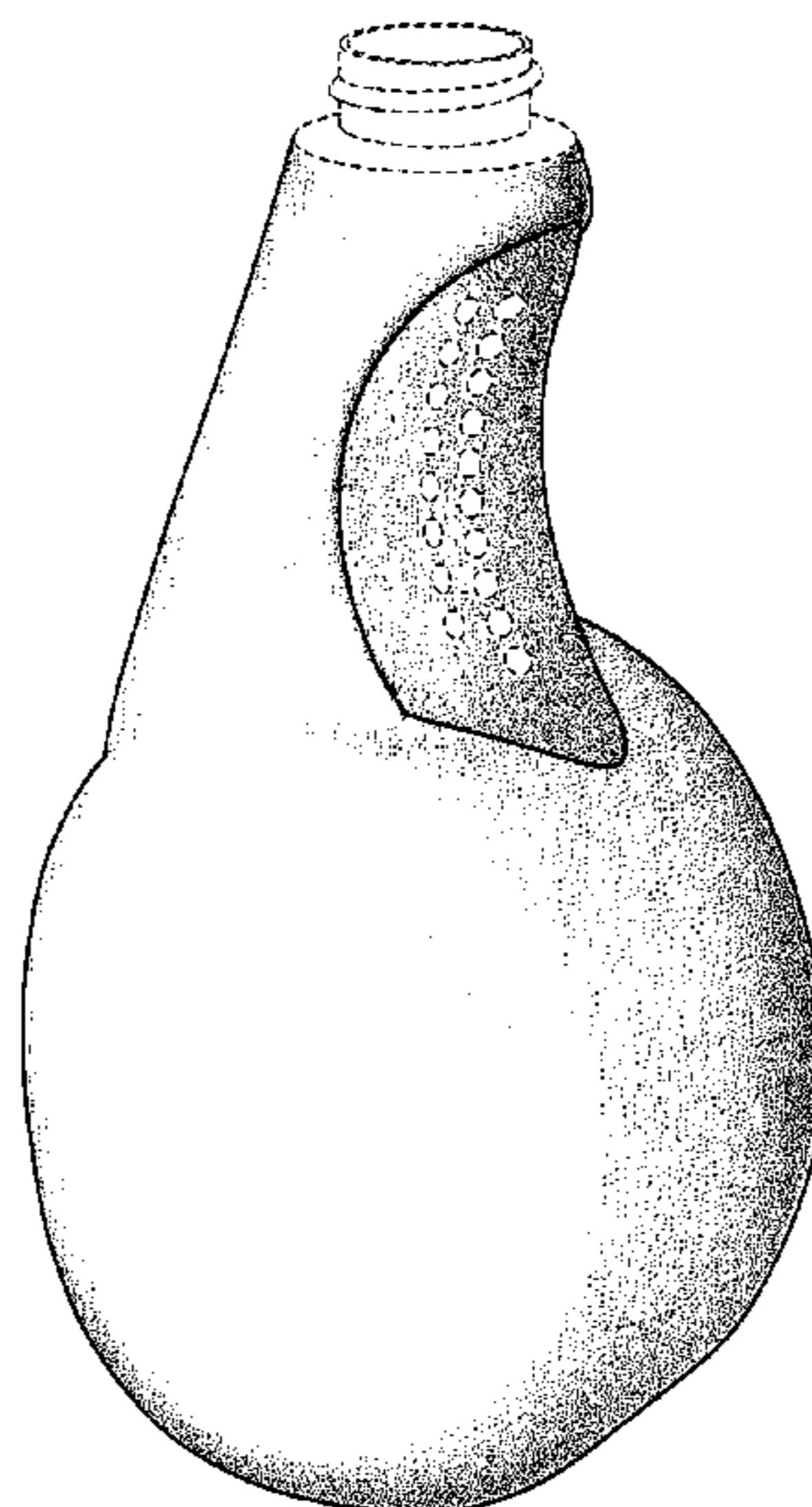
(57) **CLAIM**

The ornamental design for a "bottle," as shown and described.

DESCRIPTION

FIG. 1 is a perspective view of a bottle showing my new design;
FIG. 2 is a front view of the bottle of FIG. 1;
FIG. 3 is a right side view of the bottle of FIG. 1, the left side view being a mirror image thereof;
FIG. 4 is a rear view of the bottle of FIG. 1;
FIG. 5 is a top view of the bottle of FIG. 1; and,
FIG. 6 is a bottom view of the bottle of FIG. 1.
The broken lines showing a threaded neck appearing in FIGS. 1-5 are for the purpose of illustration only, and form no part of the claimed design.

1 Claim, 3 Drawing Sheets



US D557,610 S

Page 2

U.S. PATENT DOCUMENTS

D415,430 S *	10/1999	Bodker et al.	D9/523	D488,066 S	4/2004	Nelson et al.	
D416,802 S *	11/1999	Zimmer et al.	D9/523	D490,700 S	6/2004	Conway et al.	
D418,063 S *	12/1999	Feen	D9/523	D497,971 S	11/2004	Conway et al.	
D420,918 S *	2/2000	Hefter et al.	D9/523	D498,670 S	11/2004	Cummings et al.	
D423,362 S	4/2000	DiBartolo et al.		D501,796 S	2/2005	Crawford et al.	
6,059,152 A *	5/2000	Mayfield	222/382	D510,869 S	10/2005	Gross et al.	
D427,078 S *	6/2000	Schaaf et al.	D9/543	D514,933 S	2/2006	Bitowft et al.	
D429,159 S *	8/2000	Feen	D9/523	D518,376 S	4/2006	Floyd et al.	
D432,426 S *	10/2000	Caughey et al.	D9/543	D524,660 S	7/2006	Floyd et al.	
D433,335 S	11/2000	Zimmer et al.		D525,137 S	7/2006	Helps	
D434,327 S *	11/2000	Di Bartolo et al.	D9/523	D543,854 S *	6/2007	Conway	D9/523
D440,159 S	4/2001	Guislain		2003/0213816 A1 *	11/2003	Harrity et al.	222/382
6,264,073 B1 *	7/2001	Good et al.	222/464.4	2006/0237485 A1 *	10/2006	An	222/376
D454,069 S	3/2002	Guislain					
6,536,977 B1	3/2003	Hammel					
D480,005 S	9/2003	Conway					
D481,305 S	10/2003	Walters et al.					
D485,747 S	1/2004	Crawford					
D486,068 S	2/2004	Crawford et al.					
D486,397 S	2/2004	Crawford et al.					

OTHER PUBLICATIONS

Image of "Frosch Bathroom Cleaner" bottle, manufactured by Werner & Mertz GmbH, available at least as early as Nov. 30, 2005.
Image of two "Vim" cleaner bottles, manufactured by Unilever Canada, available at least as early as Nov. 30, 2005.

* cited by examiner

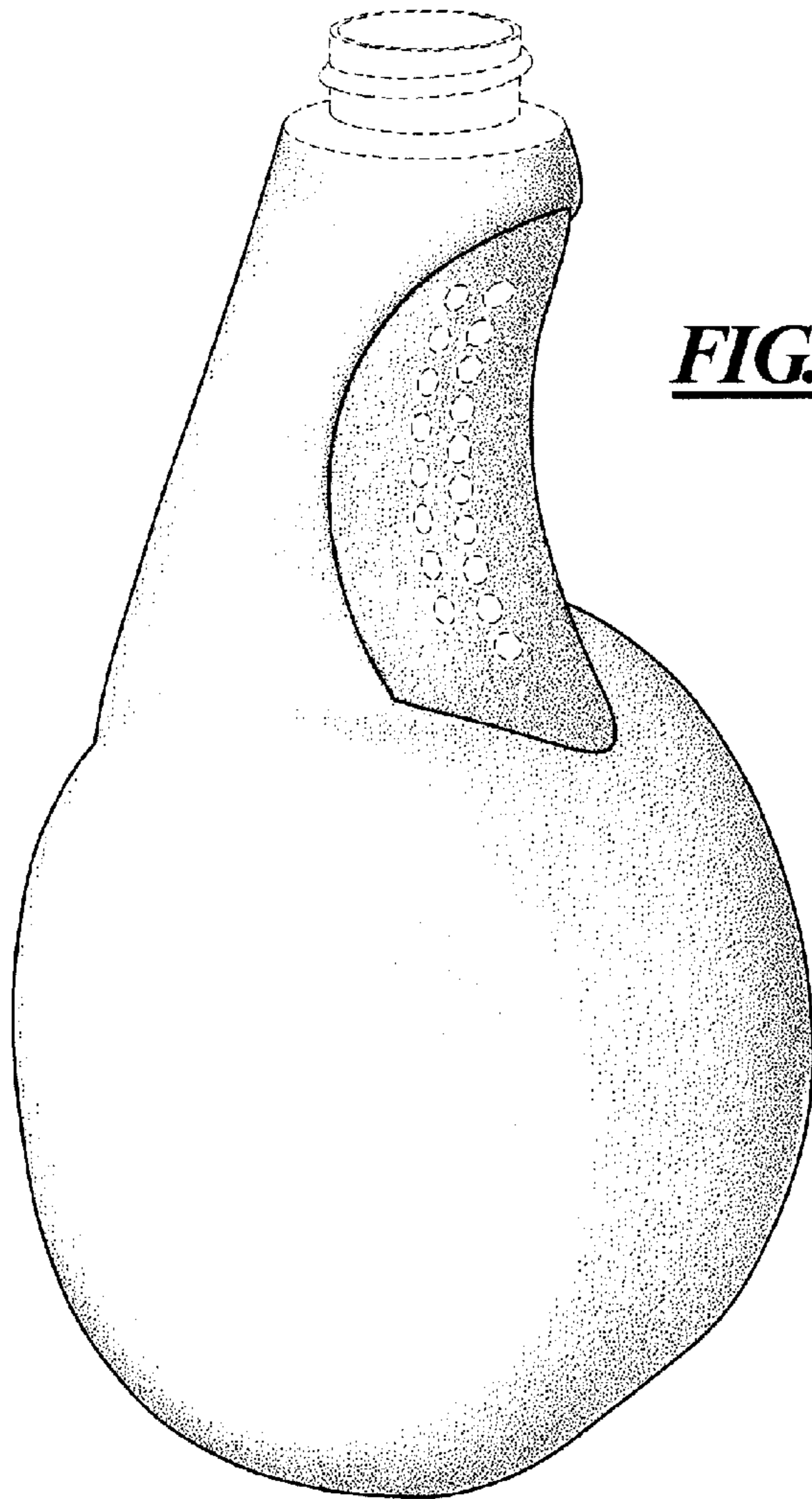


FIG. 1

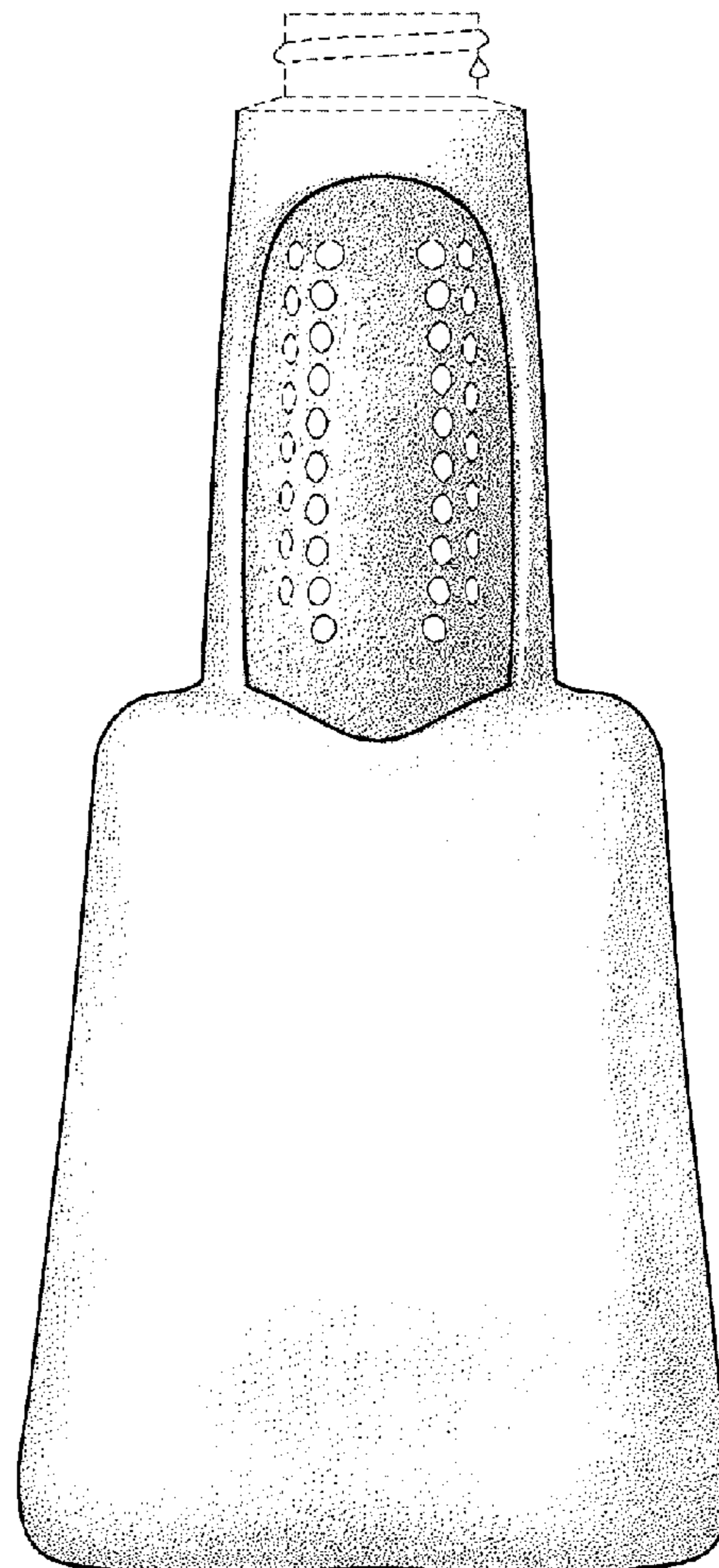


FIG. 2

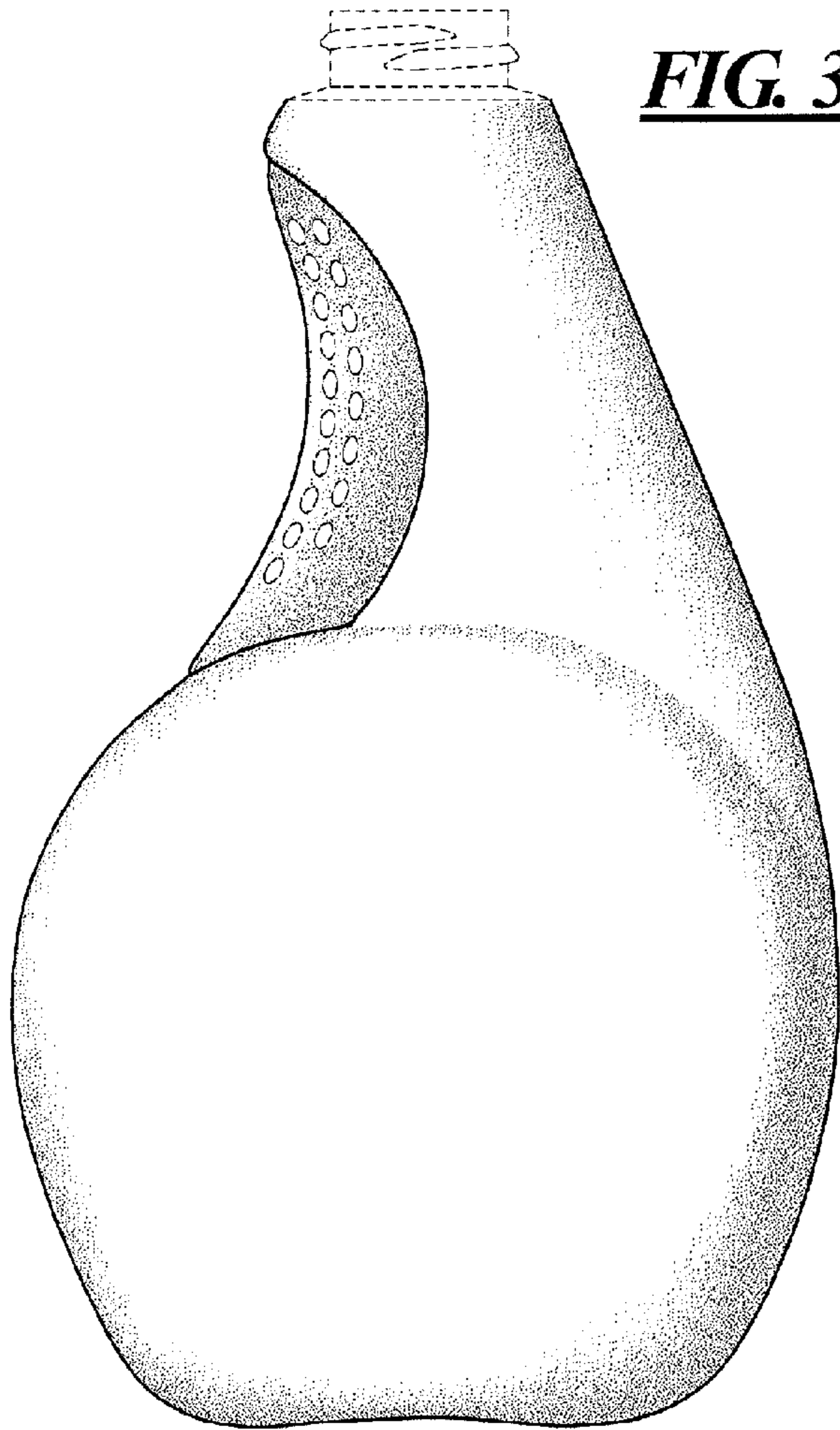


FIG. 3

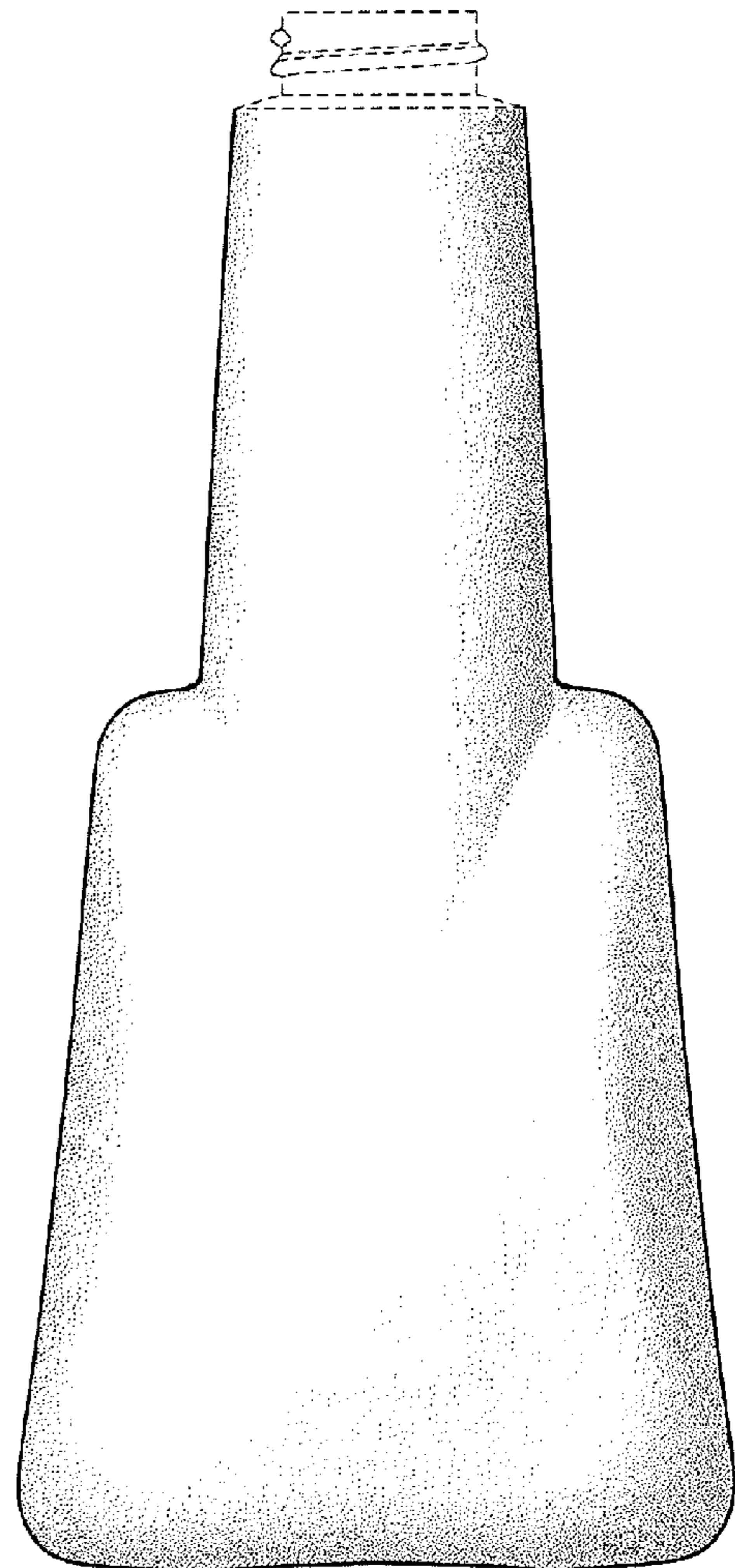


FIG. 4

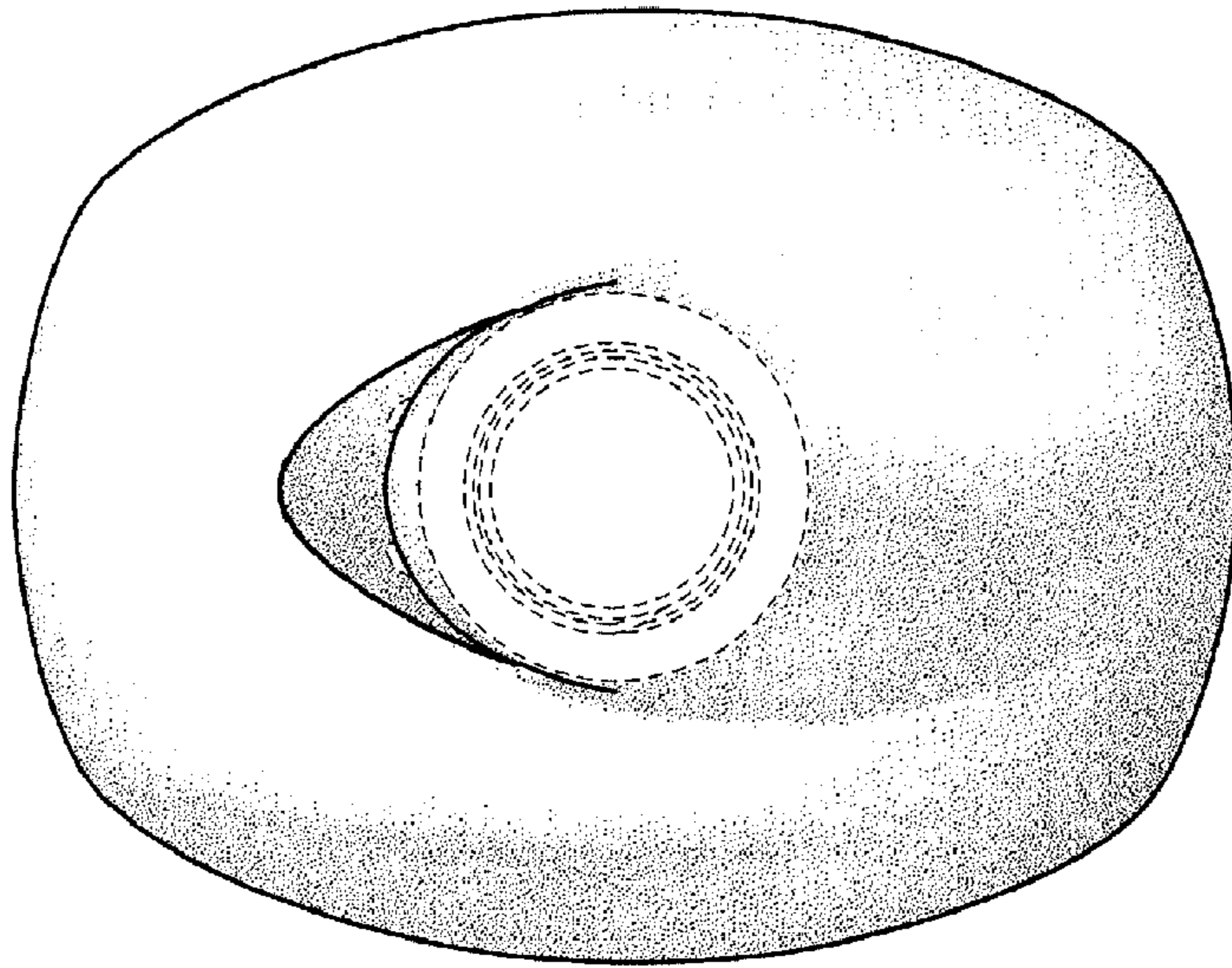


FIG. 5

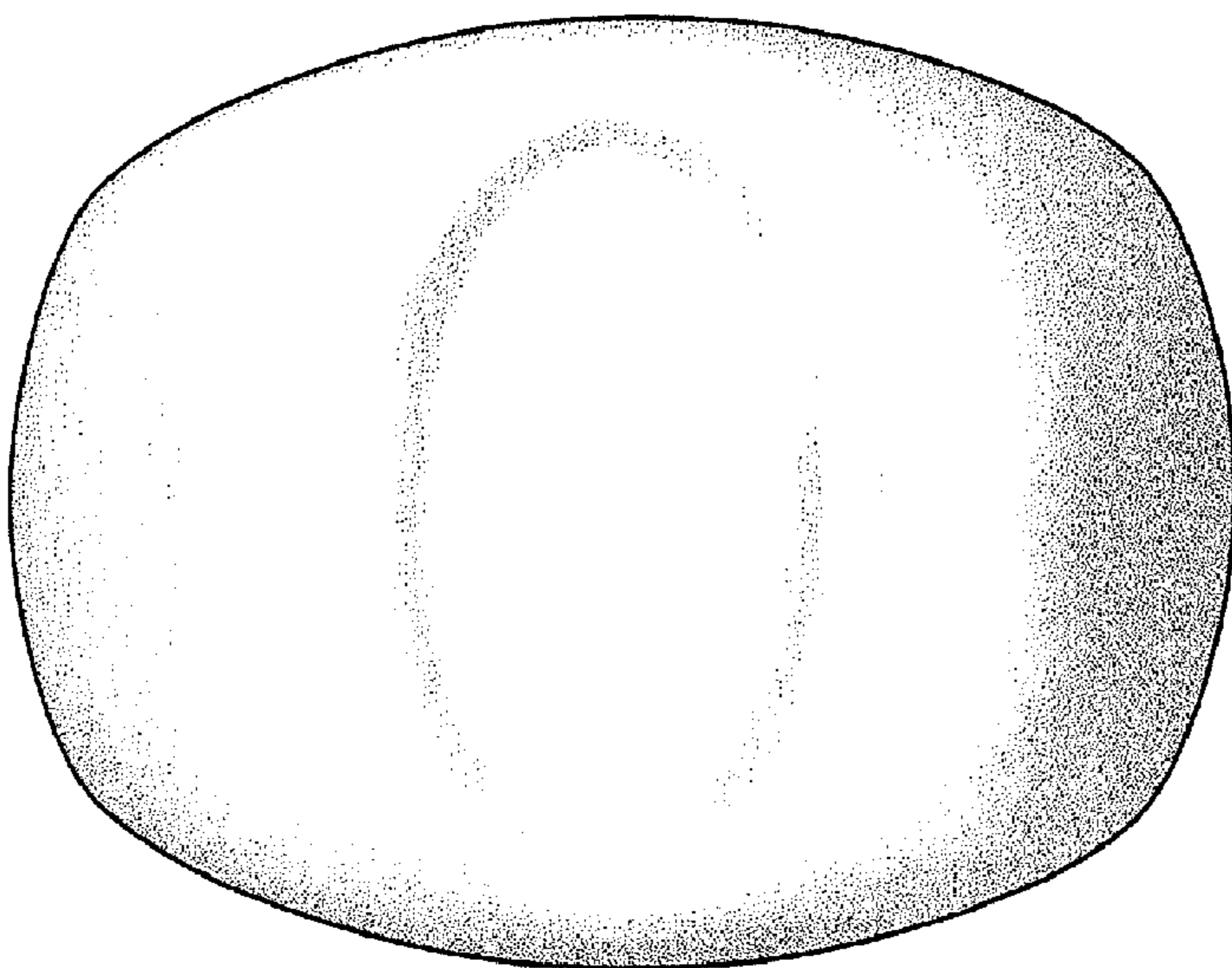


FIG. 6